



US00D846893S

(12) **United States Design Patent** (10) **Patent No.:** **US D846,893 S**
Clark et al. (45) **Date of Patent:** **** Apr. 30, 2019**

(54) **HANGER**
(71) Applicant: **TARGET BRANDS, INC.**,
Minneapolis, MN (US)
(72) Inventors: **Jeremy A. Clark**, Minneapolis, MN
(US); **Terrence J. Hornsby, Jr.**,
Minneapolis, MN (US); **Richard P.**
Riedel, Blaine, MN (US)

D607,216 S 1/2010 Niccol
D680,756 S 4/2013 Fascitelli
8,517,232 B1 * 8/2013 Geltzer A47G 25/4023
223/92
D727,634 S 4/2015 Atkinson
D727,635 S * 4/2015 Atkinson D6/318
D727,636 S * 4/2015 Atkinson D6/318
D744,762 S 12/2015 Atkinson
D759,391 S * 6/2016 Jones D6/318
D762,993 S 8/2016 Vaaderpass

(Continued)

(73) Assignee: **TARGET BRANDS, INC.**,
Minneapolis, MN (US)

OTHER PUBLICATIONS

(**) Term: **15 Years**

Clark, Jeremy A. et al., U.S. Appl. No. 29/621,109, filed Oct. 4, 2017 (19 pages).

(Continued)

(21) Appl. No.: **29/621,105**

Primary Examiner — Lauren R Calve
(74) *Attorney, Agent, or Firm* — JoAnn M. Seaton;
Griffiths & Seaton PLLC

(22) Filed: **Oct. 4, 2017**

(51) **LOC (11) Cl.** **06-08**

(52) **U.S. Cl.**
USPC **D6/318**

(57) **CLAIM**

The ornamental design for a hanger, as shown and described.

(58) **Field of Classification Search**
USPC D6/315–328; 223/85–98; 211/1, 13.1,
211/85.3, 113

DESCRIPTION

CPC A47G 25/14; A47G 25/28; A47G 25/26;
A47G 25/30; A47G 25/36; A47G 25/50;
A47G 25/442; A47G 25/483; A47G
25/743; A47G 25/4023; A47F 5/0006
See application file for complete search history.

FIG. 1 is a front, top perspective view of a hanger showing our new design;
FIG. 2 is a rear, top perspective view thereof;
FIG. 3 is a front view thereof;
FIG. 4 is a rear view thereof;
FIG. 5 is a right side view thereof;
FIG. 6 is a left side view thereof;
FIG. 7 is a top view thereof; and,
FIG. 8 is a bottom view thereof.

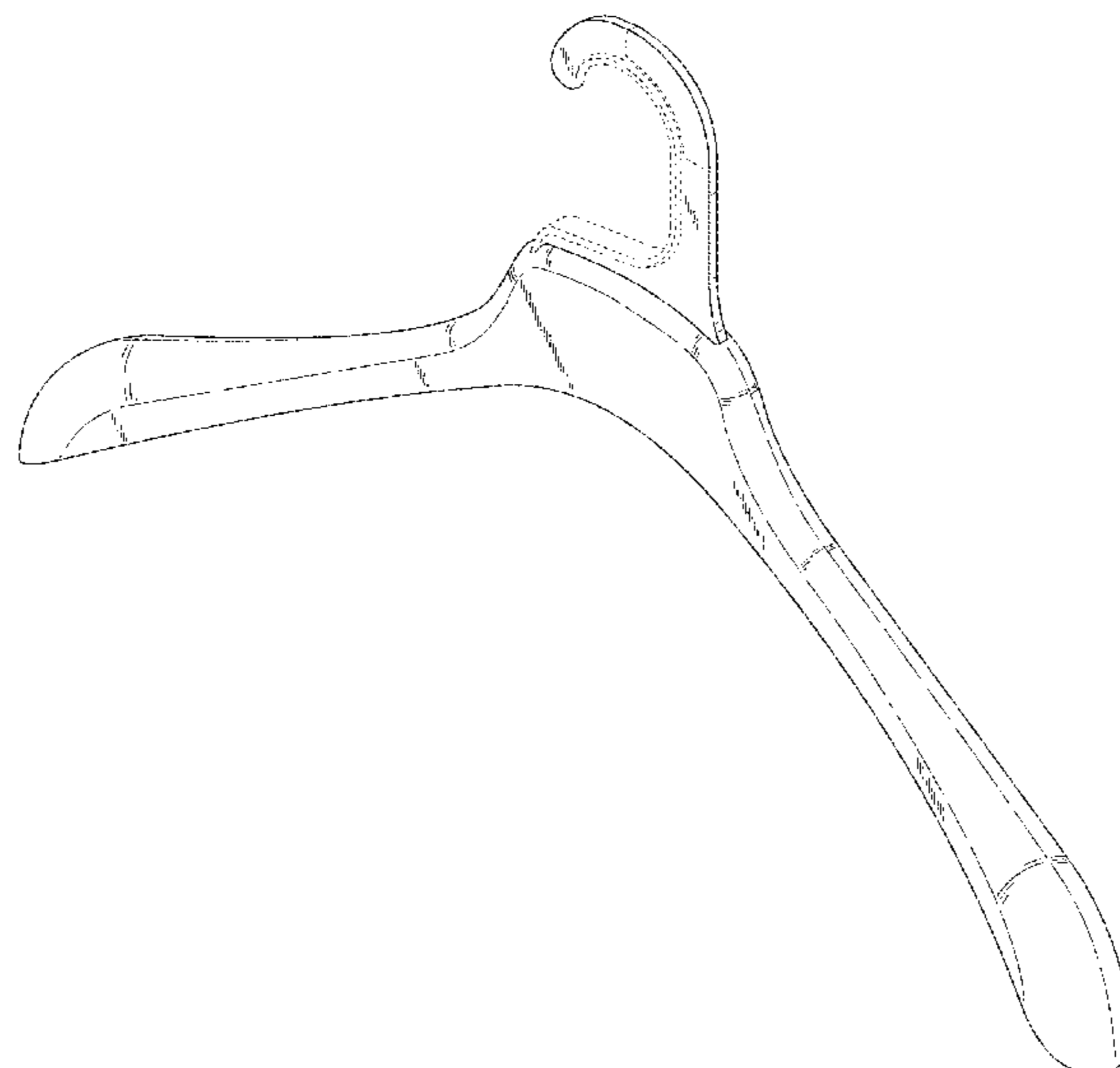
The features shown in broken lines are portions of the hanger forming no part of the claimed design. The features shown in long dash-short dash bolded broken lines indicate the bounds of the claimed design and otherwise form no part of the claimed design.

(56) **References Cited**

U.S. PATENT DOCUMENTS

D847,329 3/1907 Gebhardt
4,046,293 A * 9/1977 Garrison A47G 25/28
223/88
D272,403 S 1/1984 Tavela
D286,584 S 11/1986 Blanchard
D441,548 S 5/2001 Giustini
D502,007 S 2/2005 Schultz et al.
D505,795 S * 6/2005 Schultz D6/318
D510,814 S 10/2005 Schultz et al.

1 Claim, 6 Drawing Sheets



(56)

References Cited

U.S. PATENT DOCUMENTS

D804,198 S * 12/2017 Jones D6/318
D815,845 S * 4/2018 Clark D6/315
D816,351 S * 5/2018 Clark D6/318
2005/0269377 A1* 12/2005 Ali A47G 25/28
223/88
2007/0029354 A1* 2/2007 Hunt A47G 25/28
223/85
2009/0129972 A1* 5/2009 Di Bono A47G 25/60
422/5
2011/0233240 A1* 9/2011 Morawietz A47G 25/442
223/94
2015/0297011 A1* 10/2015 Jones A47G 25/1407
223/85
2016/0166098 A1* 6/2016 Varghese-Abraham
A47G 25/32
223/85

OTHER PUBLICATIONS

Peterson, Bryn et al., U.S. Appl. No. 29/621,118, filed Oct. 4, 2017
(8 pages).
Peterson, Bryn et al., U.S. Appl. No. 29/621,120, filed Oct. 4, 2017
(32 pages).
Clark, Jeremy A. et al., U.S. Appl. No. 29/621,123, filed Oct. 4,
2017 (13 pages).

* cited by examiner

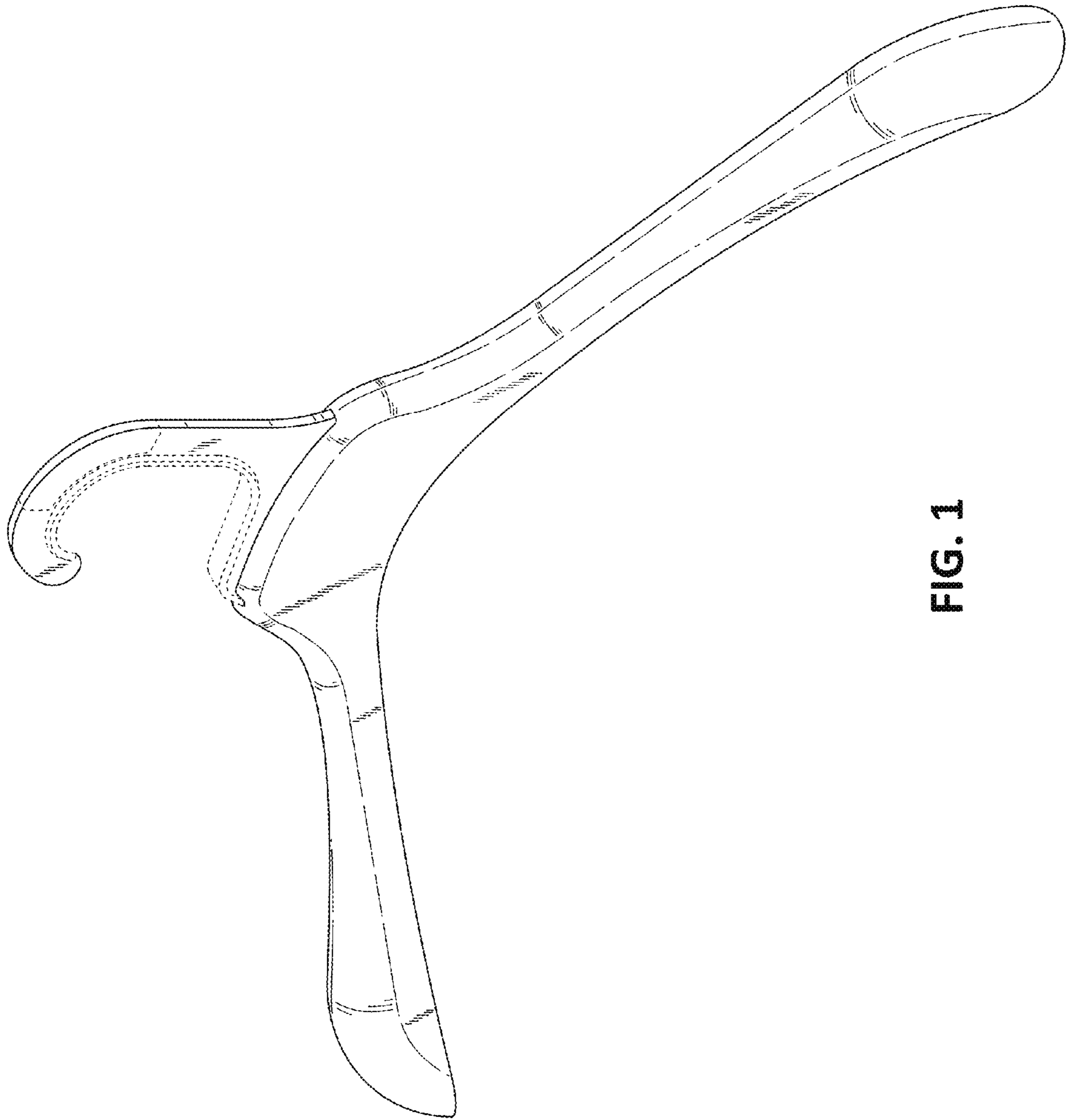


FIG. 1

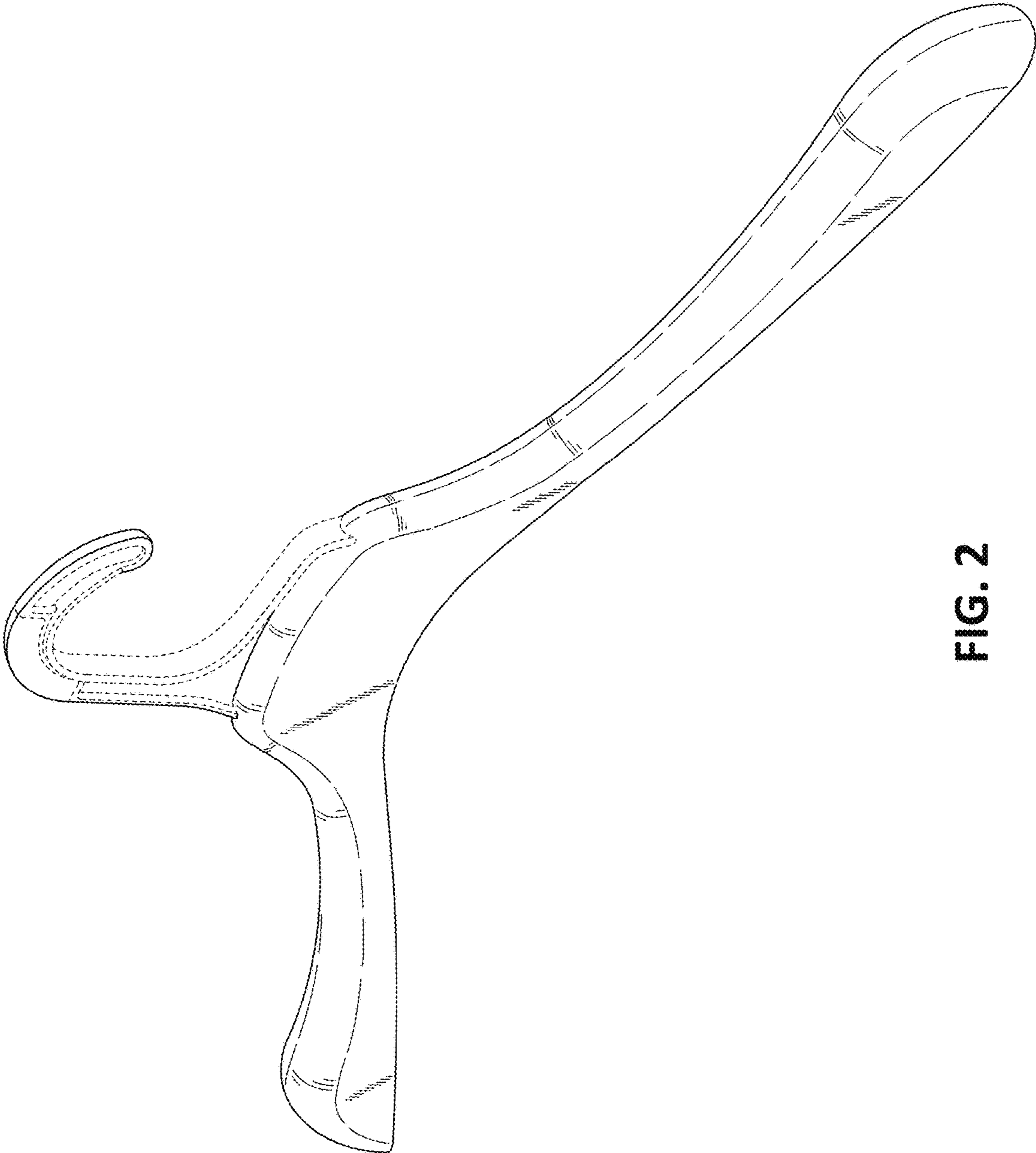


FIG. 2

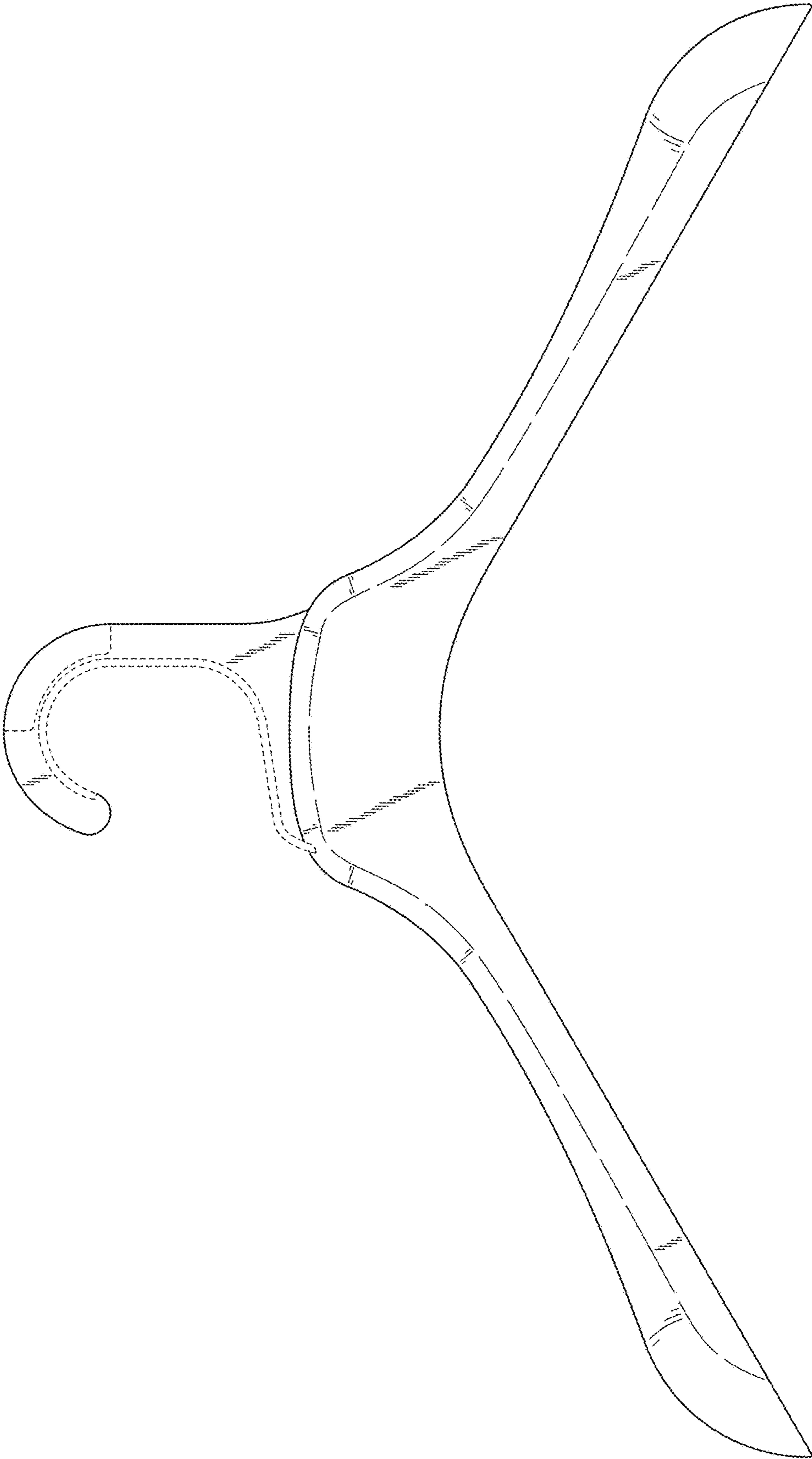


FIG. 3

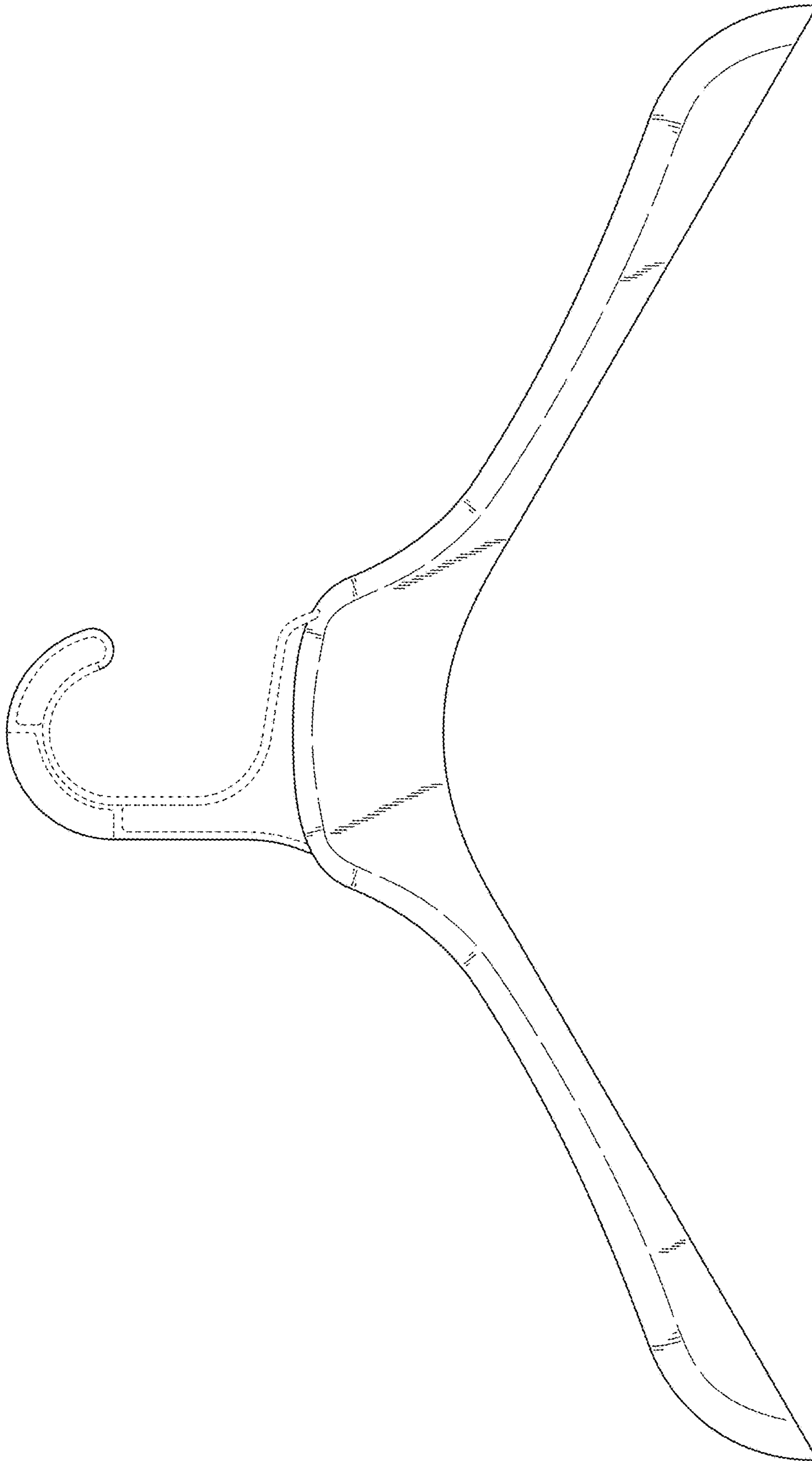


FIG. 4

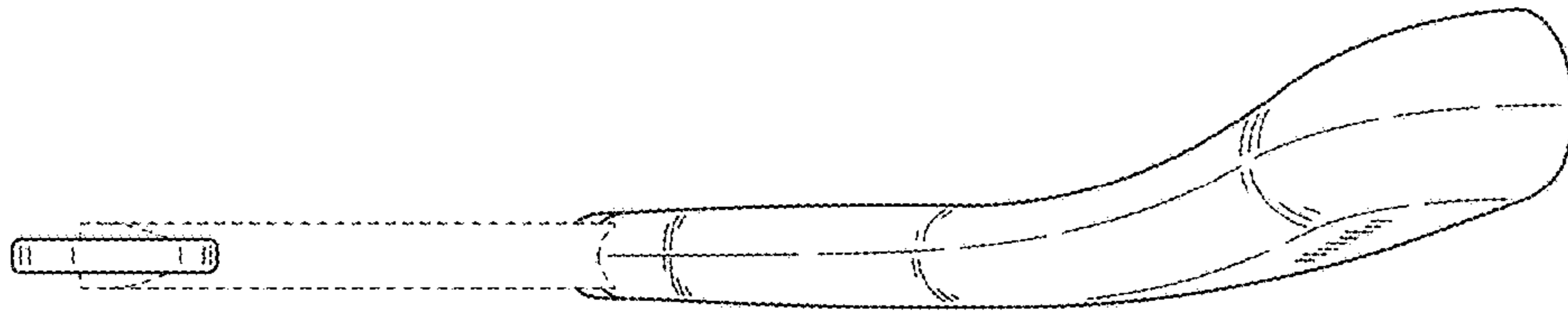


FIG. 6

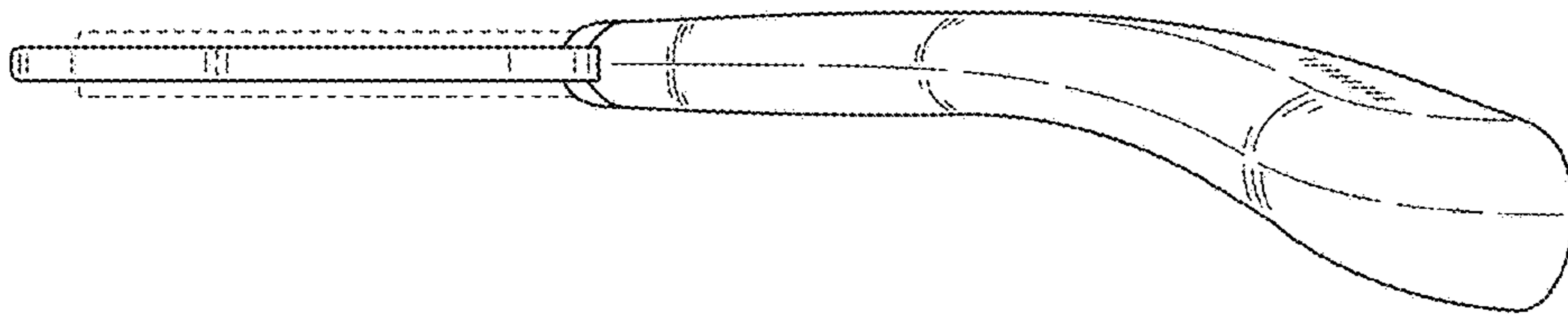


FIG. 5

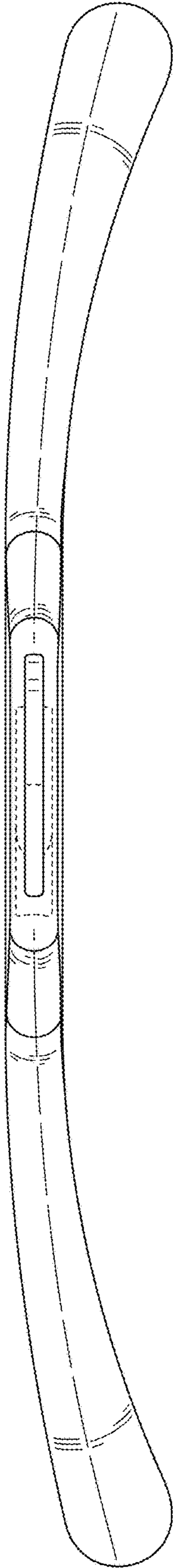


FIG. 7

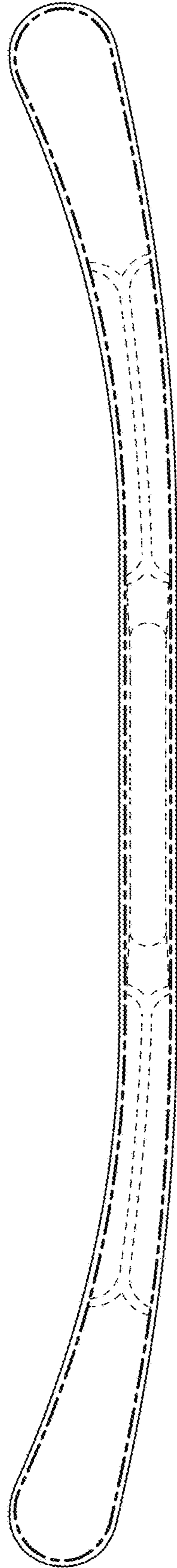


FIG. 8