



US00D846888S

(12) **United States Design Patent**
Rosenzweig

(10) **Patent No.:** **US D846,888 S**

(45) **Date of Patent:** **** Apr. 30, 2019**

- (54) **BRUSH**
- (71) Applicant: **J & D Brush Co., LLC**, Hauppauge, NY (US)
- (72) Inventor: **Jeffrey S. Rosenzweig**, Hauppauge, NY (US)
- (73) Assignee: **J & D BRUSH CO., LLC**, Hauppauge, NY (US)
- (**) Term: **15 Years**
- (21) Appl. No.: **29/629,317**
- (22) Filed: **Dec. 12, 2017**
- (51) **LOC (11) Cl.** **04-02**
- (52) **U.S. Cl.**
USPC **D4/136**
- (58) **Field of Classification Search**
USPC D4/114, 115, 116, 117, 121, 122, 123, D4/127, 128, 129, 130, 131, 132, 133, D4/135, 136, 137, 138, 199; D24/211, D24/214, 215; D30/158, 159; D32/61
CPC A46B 5/02; A46B 9/023; A46B 2200/104; A46B 9/028; A46D 1/0253; A46D 1/0284; A46D 1/0238; A45D 44/18
See application file for complete search history.

- (56) **References Cited**
U.S. PATENT DOCUMENTS
692,387 A * 2/1902 Uhlmann A46B 15/00 15/202
2,238,603 A * 4/1941 Runnels A45D 24/16 119/612
D158,986 S * 6/1950 Love D4/117
4,121,314 A * 10/1978 Nathe A46B 7/026 132/129

- 6,044,514 A * 4/2000 Kaneda A46B 3/16 15/110
- 6,088,869 A * 7/2000 Kaneda A46B 3/16 15/110
- D471,718 S * 3/2003 Park D4/133
- D473,717 S * 4/2003 Park D4/120
- D504,235 S * 4/2005 Kuo D4/133
- D504,571 S * 5/2005 Kuo D4/133
- D504,776 S * 5/2005 Kuo D4/133
- D513,883 S * 1/2006 Kampel D4/133
- D544,715 S * 6/2007 White D4/133
- D545,570 S * 7/2007 White D4/133
- D758,740 S * 6/2016 Brown D4/136
- D763,580 S * 8/2016 Brown D4/136
- D767,283 S * 9/2016 Mishan D4/136
- D770,779 S * 11/2016 Rosenzweig D4/138
- D808,658 S * 1/2018 Sophie D4/100
- 2015/0096135 A1 * 4/2015 Rosenzweig A45C 11/00 15/105
- 2015/0135455 A1 * 5/2015 Reusche A46B 9/06 15/160
- 2018/0228277 A1 * 8/2018 Pulfrey A46B 9/023
- 2018/0242724 A1 * 8/2018 Ng A46B 7/06

* cited by examiner

Primary Examiner — Karen E Eldridge Powers
(74) *Attorney, Agent, or Firm* — Gloria Tsui-Yip, Esq.; Gottlieb, Rackman & Reisman, P.C.

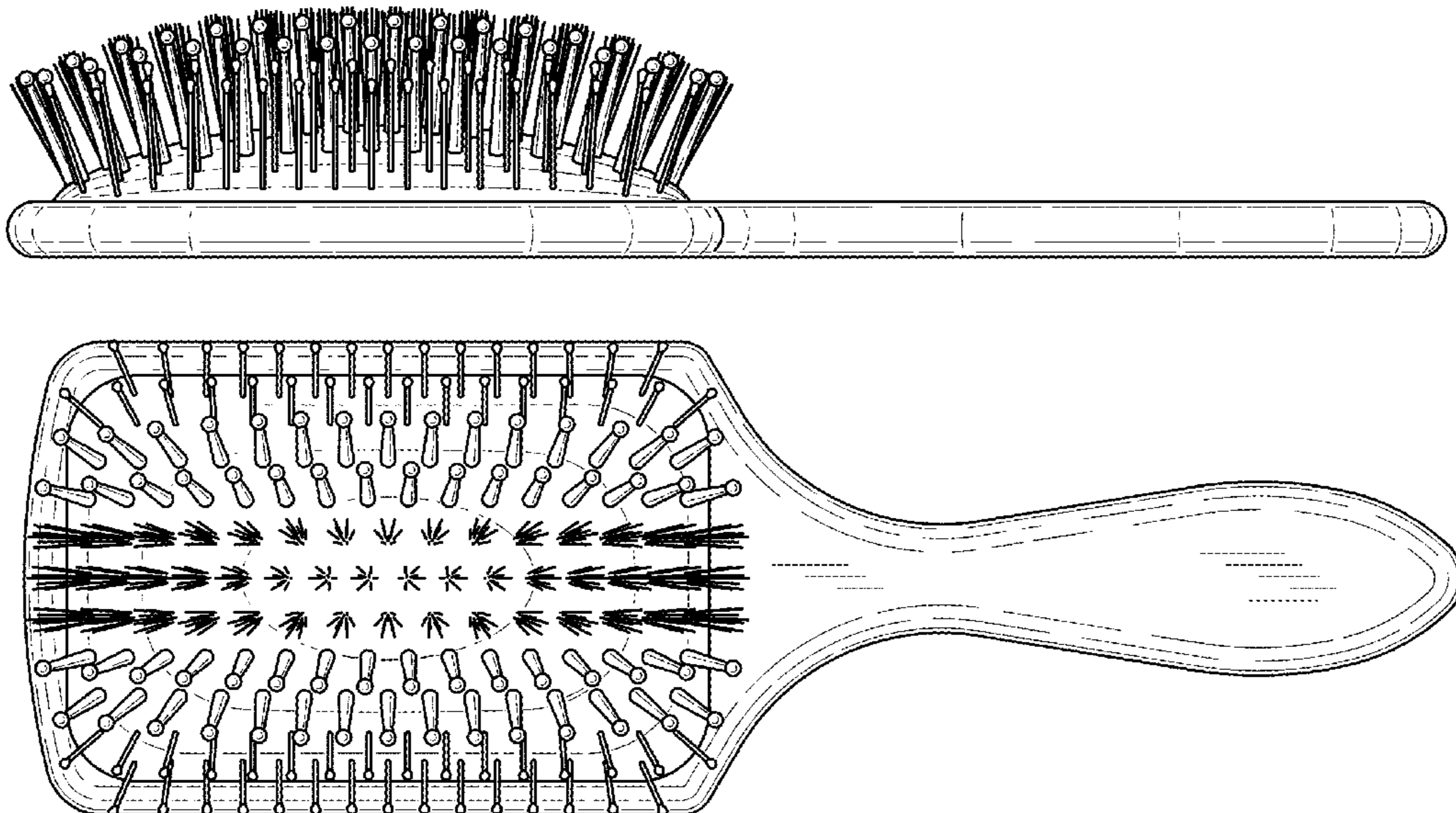
(57) **CLAIM**

The ornamental design for a brush, as shown and described.

DESCRIPTION

FIG. 1 is a perspective view of my new design; FIG. 2 is a left side elevation view thereof; FIG. 3 is a top plan view thereof; FIG. 4 is a right side elevation view thereof; FIG. 5 is a bottom plan view thereof; FIG. 6 is a front elevational view thereof; and, FIG. 7 is a rear elevational view thereof.

1 Claim, 4 Drawing Sheets



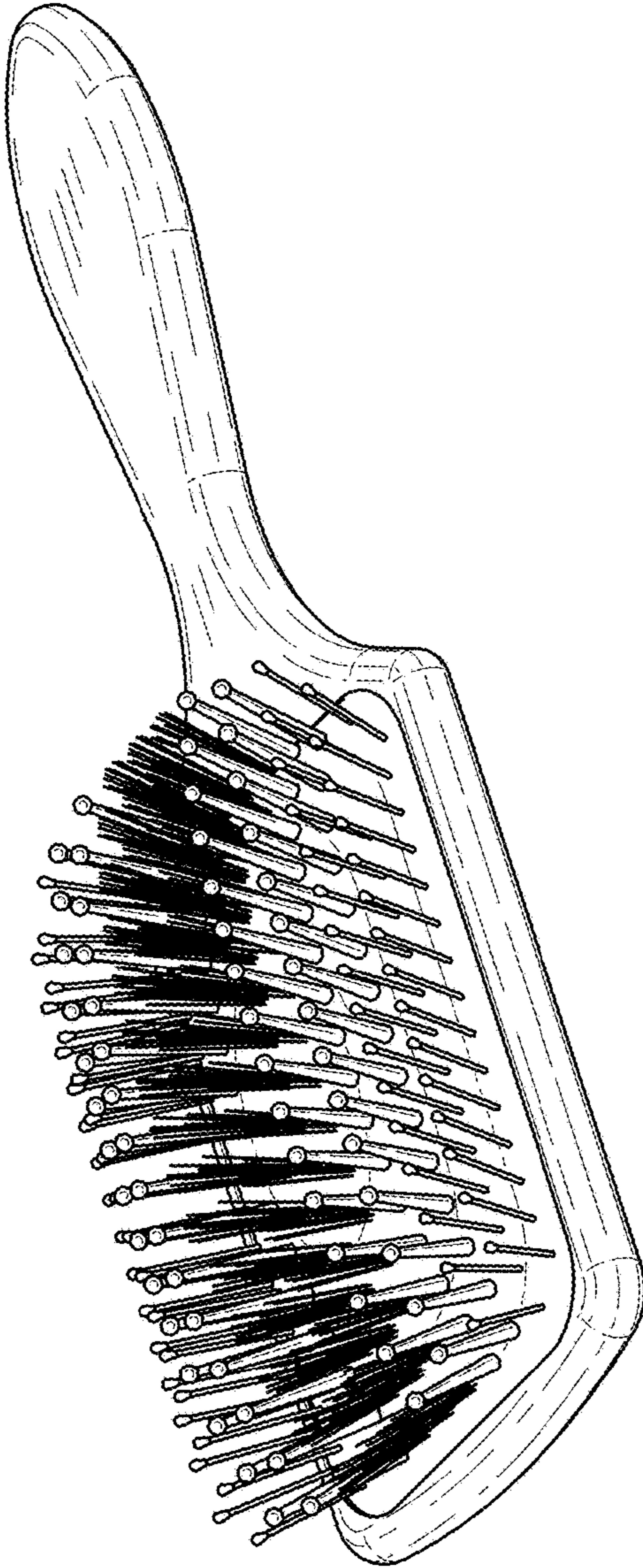


Fig.1

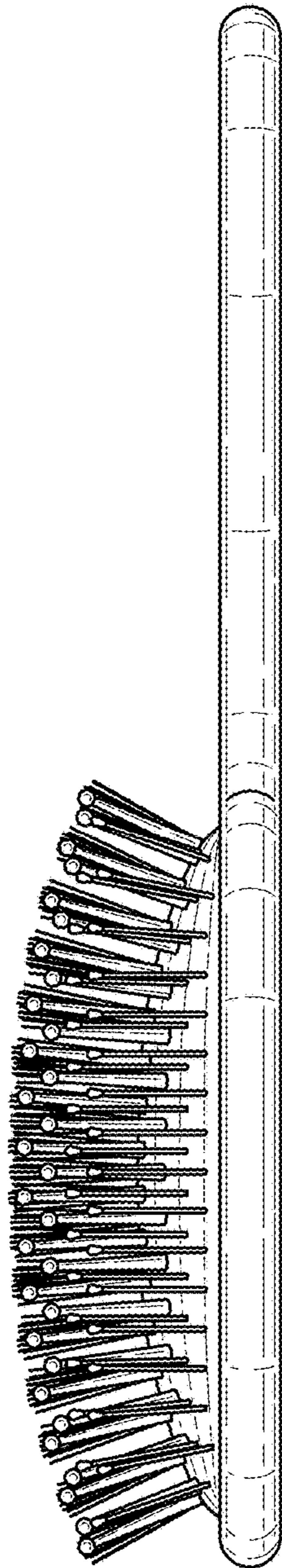


Fig. 2

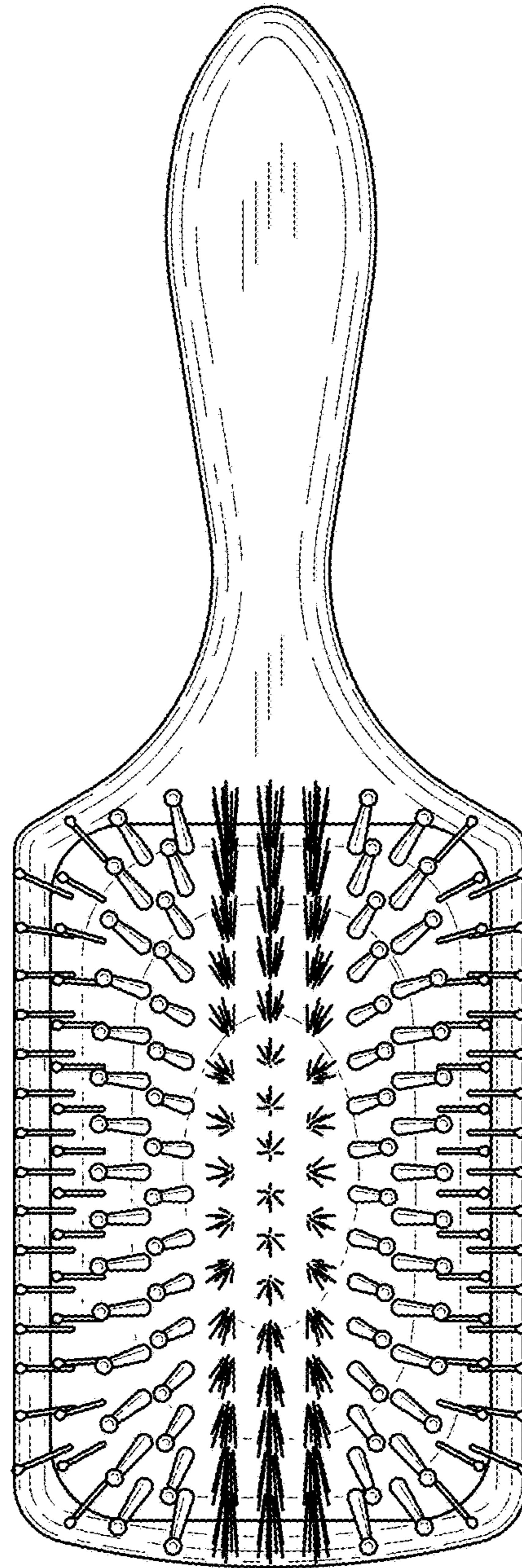


Fig. 3

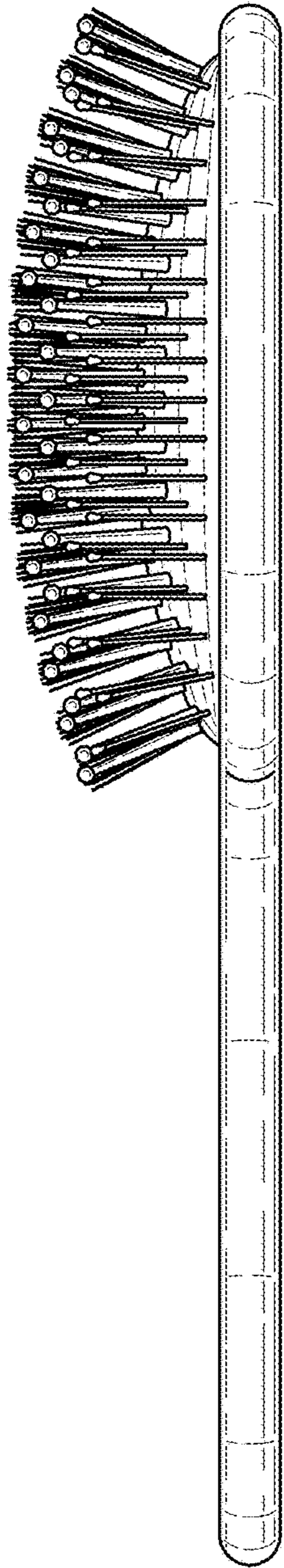


Fig.4

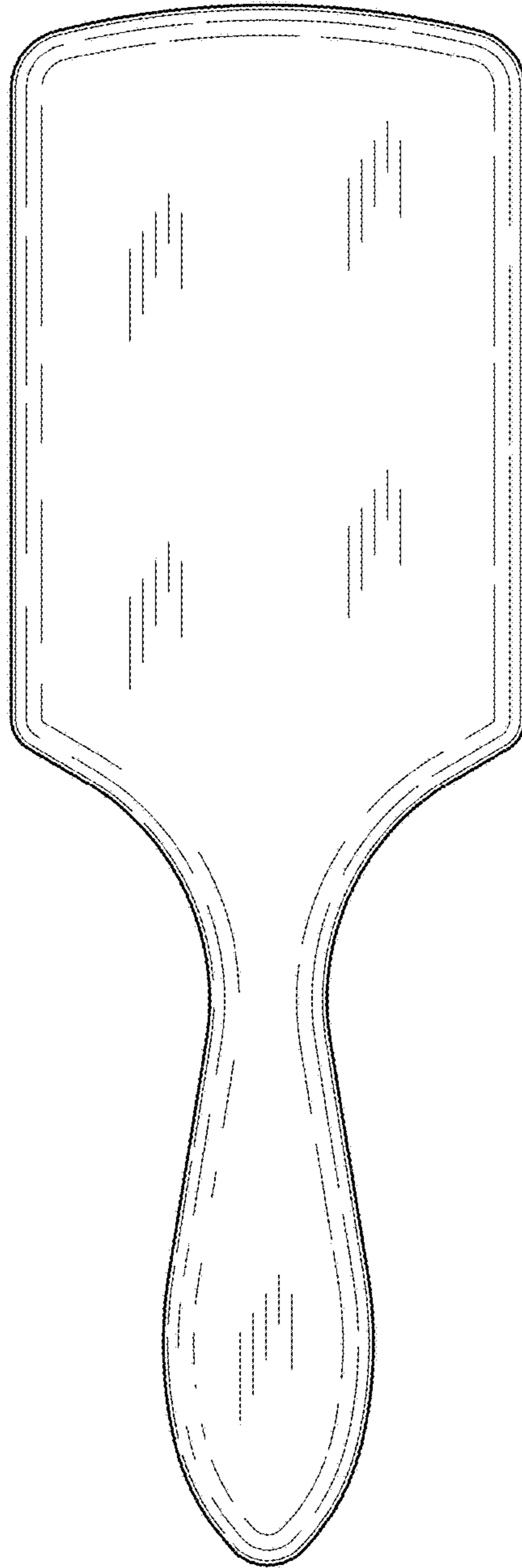


Fig.5

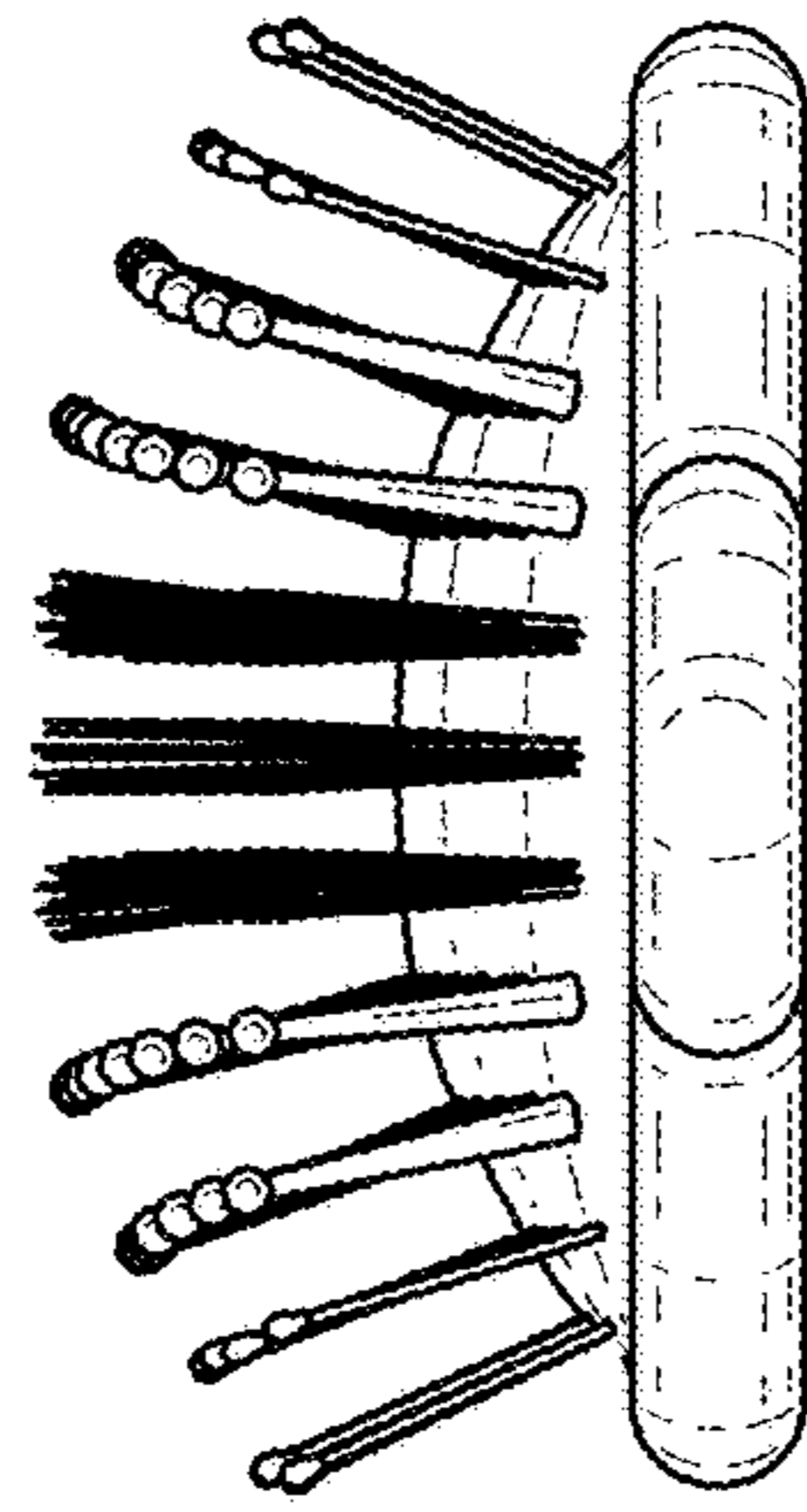


Fig.7

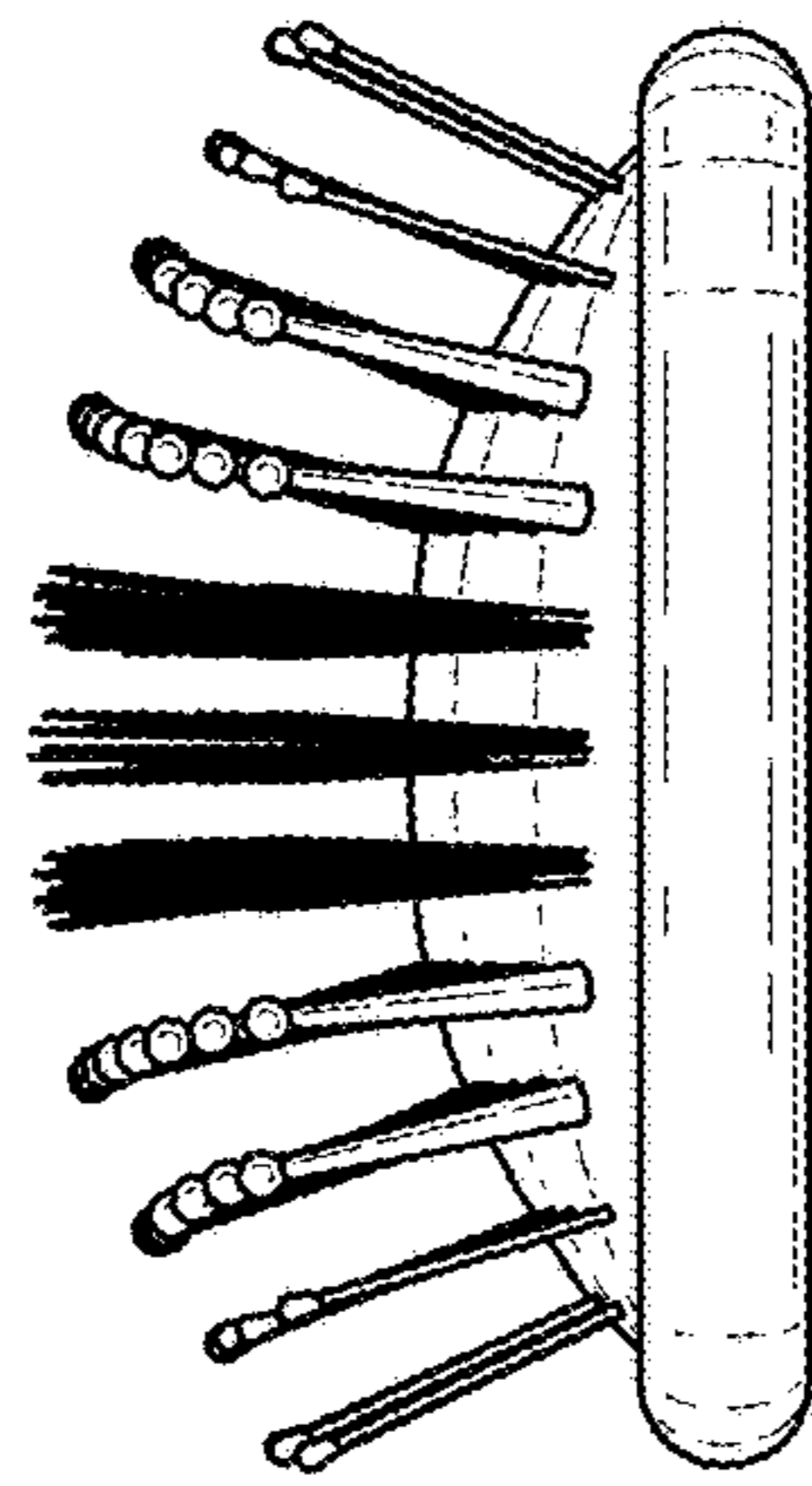


Fig.6