



US00D846878S

(12) **United States Design Patent**
Moore

(10) **Patent No.:** **US D846,878 S**

(45) **Date of Patent:** **** Apr. 30, 2019**

(54) **HANDLE CONNECTOR**

6,796,002 B2 * 9/2004 Beckwith A45C 13/26
16/110.1

(71) Applicant: **Bag a Bucket Australia Pty Ltd,**
Padstow, NSW (AU)

D698,551 S * 2/2014 Thiessen D3/318
8,955,197 B2 * 2/2015 Bailey A45F 5/102
16/406

(72) Inventor: **Kristan Moore,** Padstow (AU)

* cited by examiner

(73) Assignee: **Bag a Bucket Australia Pty Ltd,**
Padstow, NSW (AU)

Primary Examiner — Holly H Baynham

(74) *Attorney, Agent, or Firm* — TraskBritt

(**) Term: **15 Years**

(57) **CLAIM**

(21) Appl. No.: **29/625,564**

The ornamental design for a handle connector, as shown and described.

(22) Filed: **Nov. 10, 2017**

DESCRIPTION

(30) **Foreign Application Priority Data**

Jun. 23, 2017 (AU) 201713835

(51) **LOC (11) Cl.** **03-01**

(52) **U.S. Cl.**
USPC **D3/318**

(58) **Field of Classification Search**
USPC D3/318
CPC A45C 2013/226; A45C 2013/223; A45C
13/28; A45C 13/26
See application file for complete search history.

FIG. 1 is a top plan view of a handle connector showing my new design in a flat configuration.

FIG. 2 is a bottom plan view of the handle connector shown in FIG. 1 in the flat configuration.

FIG. 3 is a front side view of the handle connector shown in FIG. 1 in the flat configuration.

FIG. 4 is a back side view of the handle connector shown in FIG. 1 in the flat configuration.

FIG. 5 is a right side view of the handle connector shown in FIG. 1 in the flat configuration.

FIG. 6 is a left side view of the handle connector shown in FIG. 1 in the flat configuration; and,

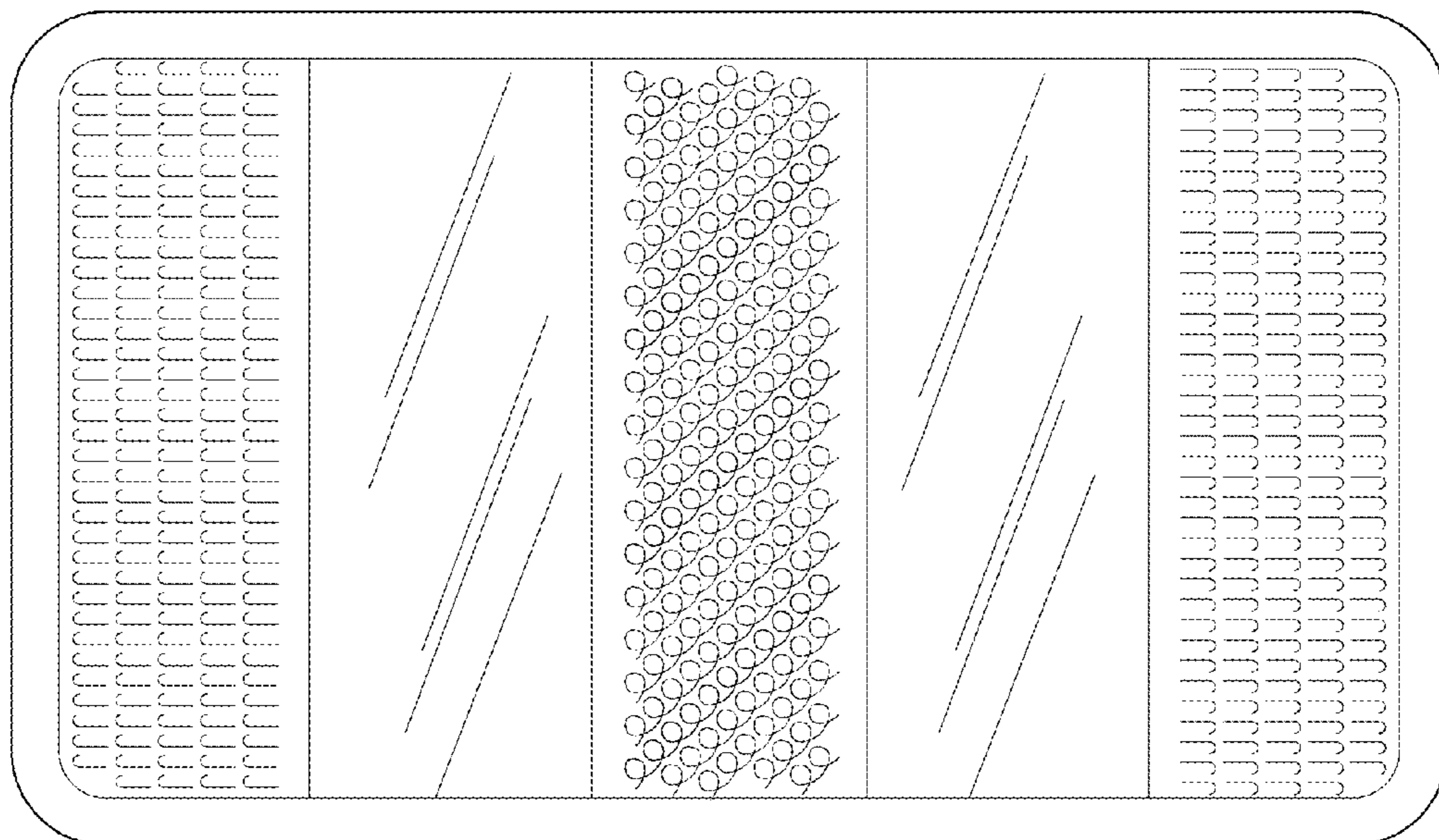
FIG. 7 is a perspective view of the handle connector shown in FIGS. 1 through 6 in a folded configuration in which it would be disposed during use for attaching two handles or straps of, for example, a purse or bag for carrying.

(56) **References Cited**

U.S. PATENT DOCUMENTS

2,984,486 A * 5/1961 Jones A63B 59/70
473/568
D456,667 S * 5/2002 Veltri D7/387

1 Claim, 3 Drawing Sheets



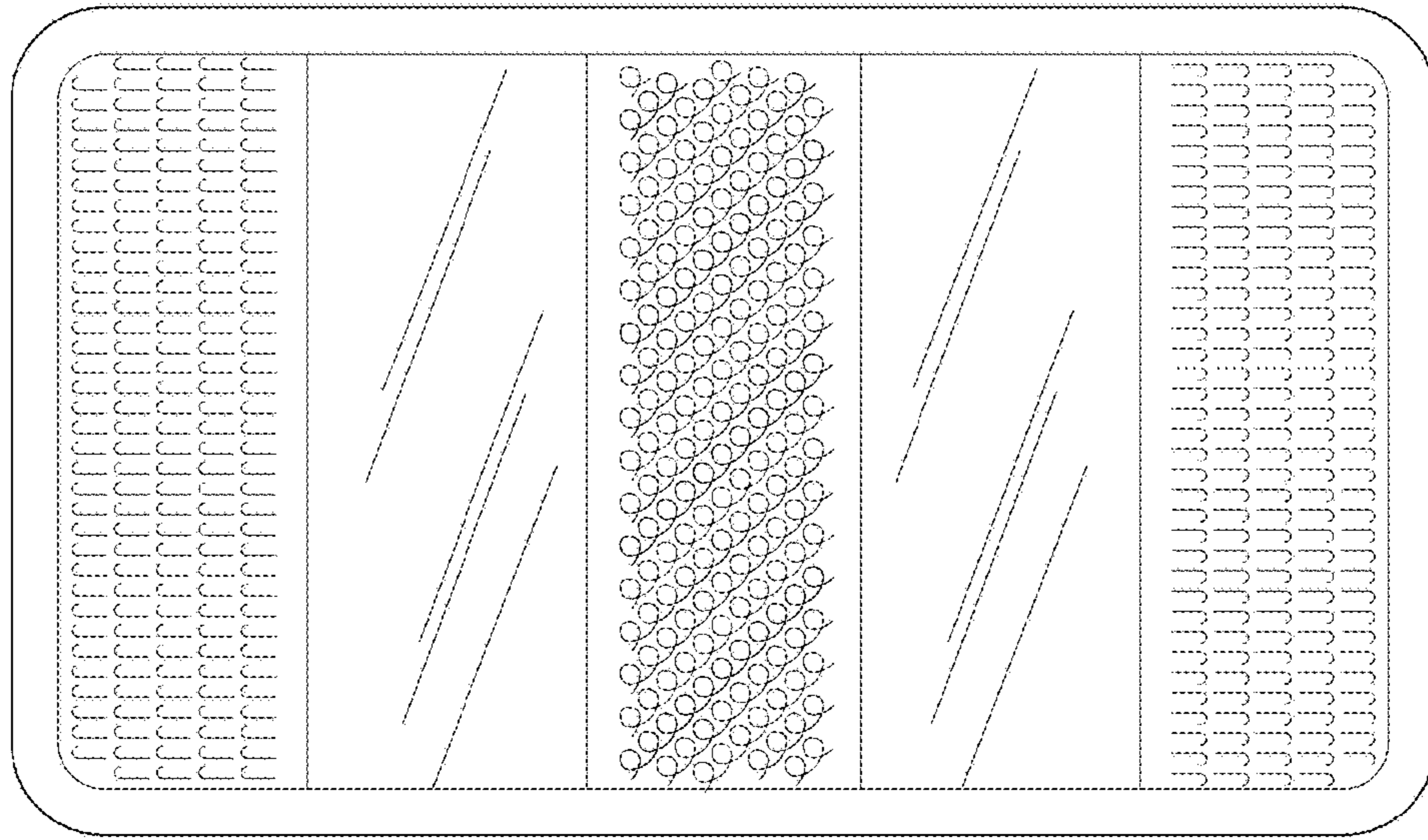


FIG. 1

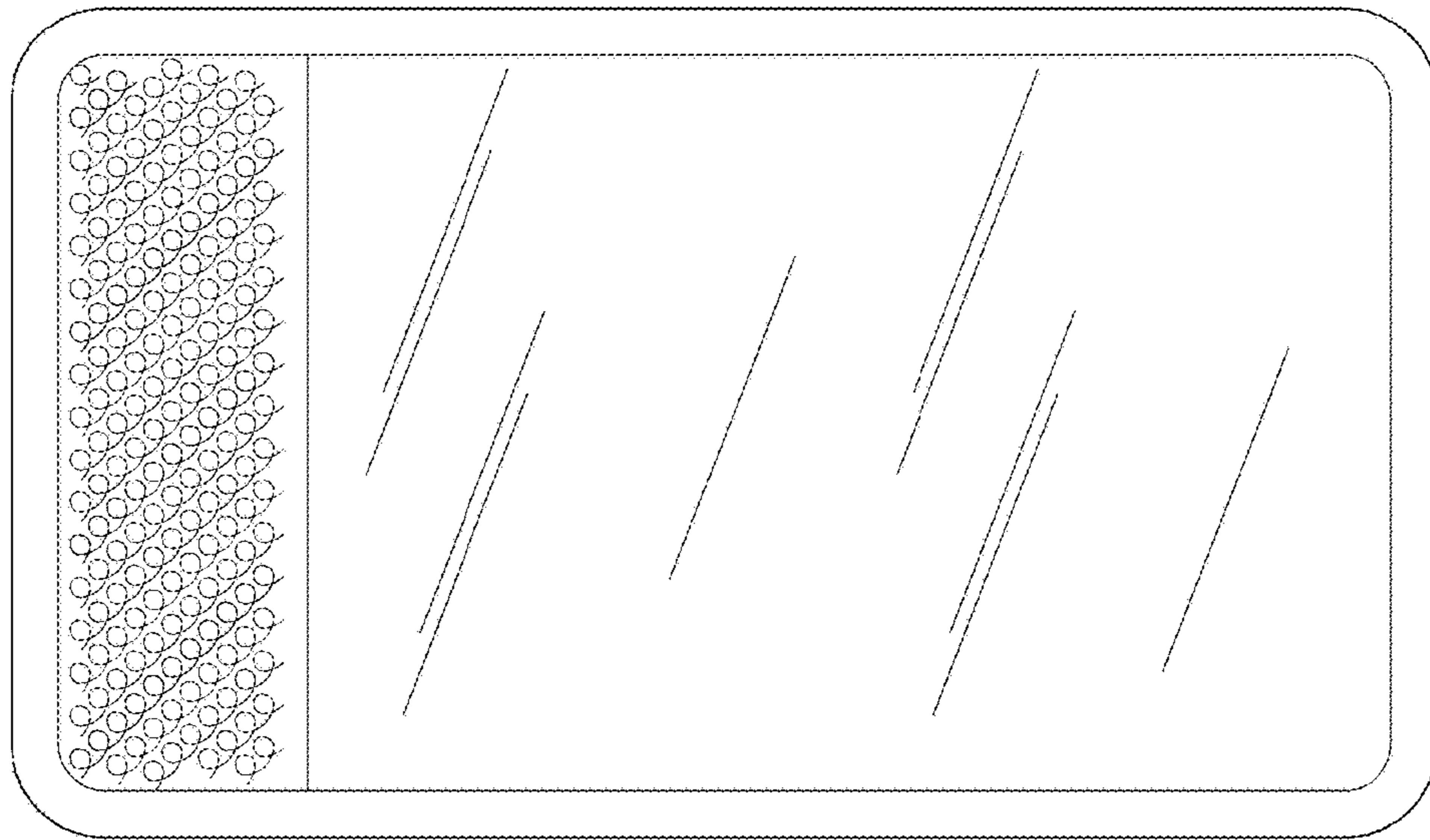


FIG. 2

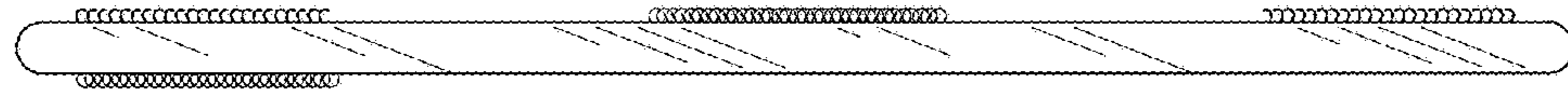


FIG. 3

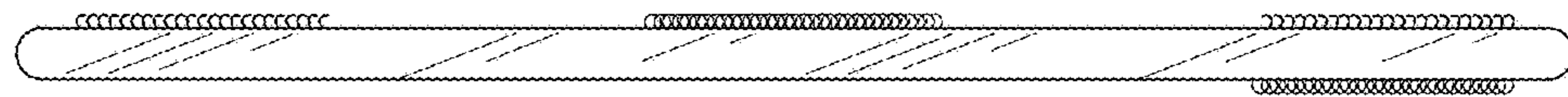


FIG. 4




FIG. 5

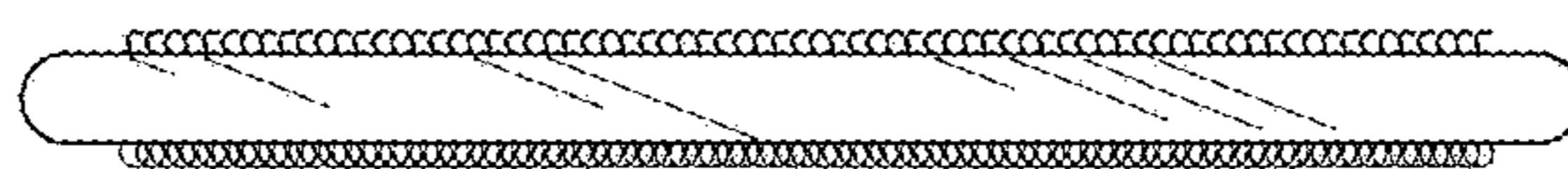


FIG. 6

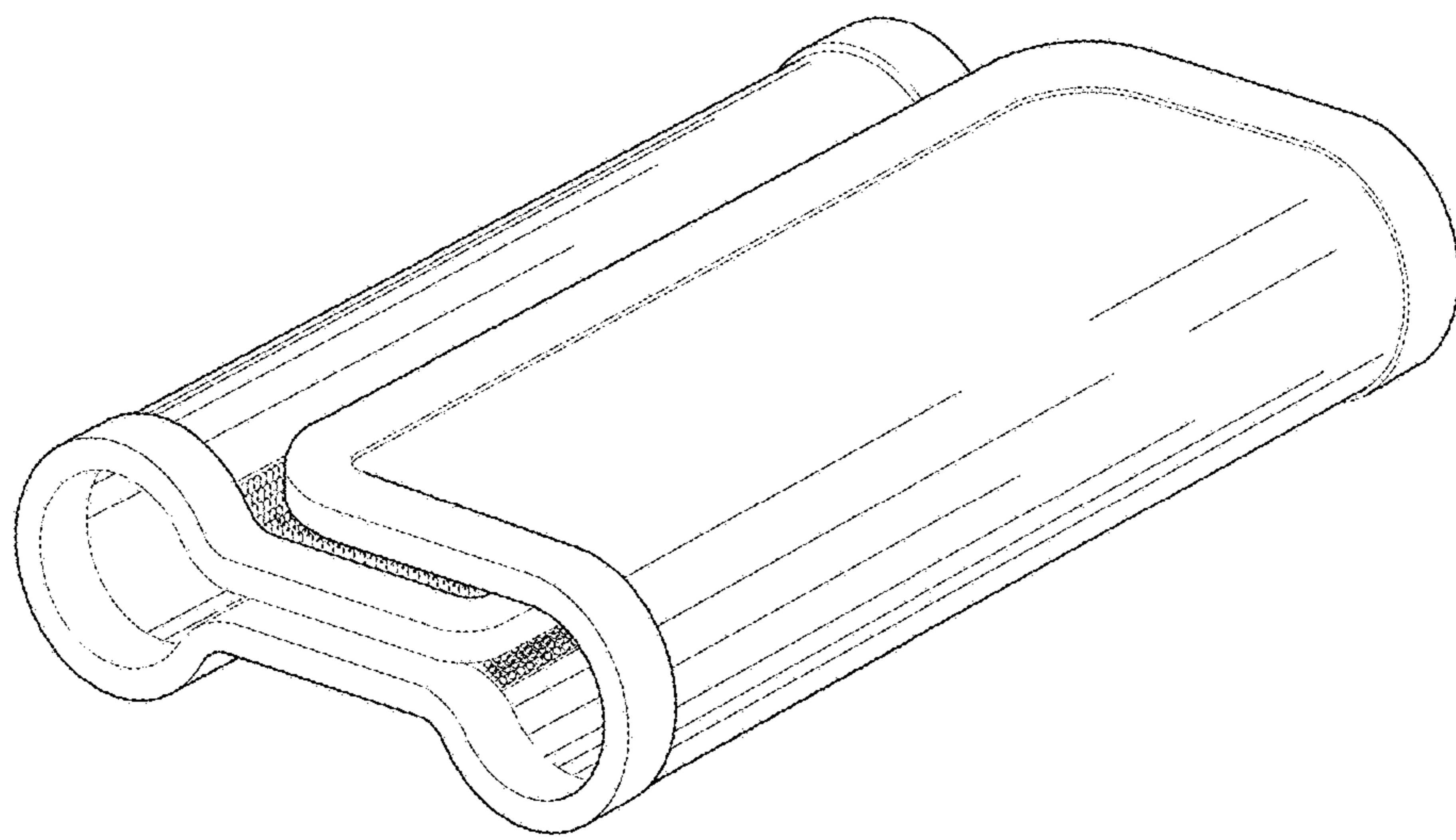


FIG. 7