



US00D846856S

(12) **United States Design Patent**
Bacon

(10) **Patent No.:** **US D846,856 S**

(45) **Date of Patent:** **** Apr. 30, 2019**

(54) **GOLF SHOE UPPER**

(71) Applicant: **Acushnet Company**, Fairhaven, MA
(US)

(72) Inventor: **Jonathan G. Bacon**, East Taunton, MA
(US)

(73) Assignee: **Acushnet Company**, Fairhaven, MA
(US)

(**) Term: **15 Years**

(21) Appl. No.: **29/623,257**

(22) Filed: **Oct. 24, 2017**

(51) **LOC (11) Cl.** **02-04**

(52) **U.S. Cl.**
USPC **D2/969**; D2/902

(58) **Field of Classification Search**
USPC D2/896, 902, 903, 907, 923, 969,
D2/972-974
CPC A43B 5/06; A43B 5/001; A43B 5/002
See application file for complete search history.

(56) **References Cited**

U.S. PATENT DOCUMENTS

| | | | | | |
|------------|---|---------|---------------|-------|--------|
| D540,020 S | * | 4/2007 | Lane, III | | D2/969 |
| D560,340 S | * | 1/2008 | Lane, III | | D2/969 |
| D560,342 S | * | 1/2008 | Lane, III | | D2/969 |
| D560,343 S | * | 1/2008 | Mochen | | D2/969 |
| D571,992 S | * | 7/2008 | Robinson, Jr. | | D2/969 |
| D571,996 S | * | 7/2008 | Lane, III | | D2/969 |
| D603,596 S | * | 11/2009 | Feeney | | D2/969 |
| D603,597 S | | 11/2009 | Bacon | | |
| D608,081 S | | 1/2010 | Bacon et al. | | |
| D628,785 S | | 12/2010 | Feeney et al. | | |
| D633,702 S | | 3/2011 | Mochen et al. | | |

| | | | | | |
|------------|---|---------|-----------|-------|--------|
| D732,283 S | | 6/2015 | Bacon | | |
| D735,975 S | * | 8/2015 | Lane, III | | D2/906 |
| D740,533 S | * | 10/2015 | Bacon | | D2/907 |
| D818,673 S | * | 5/2018 | Bacon | | D2/902 |

* cited by examiner

Primary Examiner — Rashida C. Walshon

(74) *Attorney, Agent, or Firm* — Daniel W. Sullivan

(57) **CLAIM**

The ornamental design for a golf shoe upper, as shown and described.

DESCRIPTION

FIG. 1 is a top perspective view of the golf shoe upper of this invention;

FIG. 2 is a top plan view of the golf shoe upper of this invention;

FIG. 3 is a lateral side elevation view of the golf shoe upper of this invention;

FIG. 4 is a medial side elevation view of the golf shoe upper of this invention;

FIG. 5 is a bottom plan view of the golf shoe upper of this invention;

FIG. 6 is a front elevation view of the golf shoe upper of this invention; and,

FIG. 7 is a rear elevation view of the golf shoe upper of this invention.

In FIGS. 1-7, the broken lines showing a logo and circular knob on the top surface of the shoe form no part of the claimed design. Also, the broken lines showing a shoe outsole including cleats and logo on the bottom surface of the shoe form no part of the claimed design. All remaining broken lines are representative of stitching that forms part of the claimed design.

1 Claim, 4 Drawing Sheets

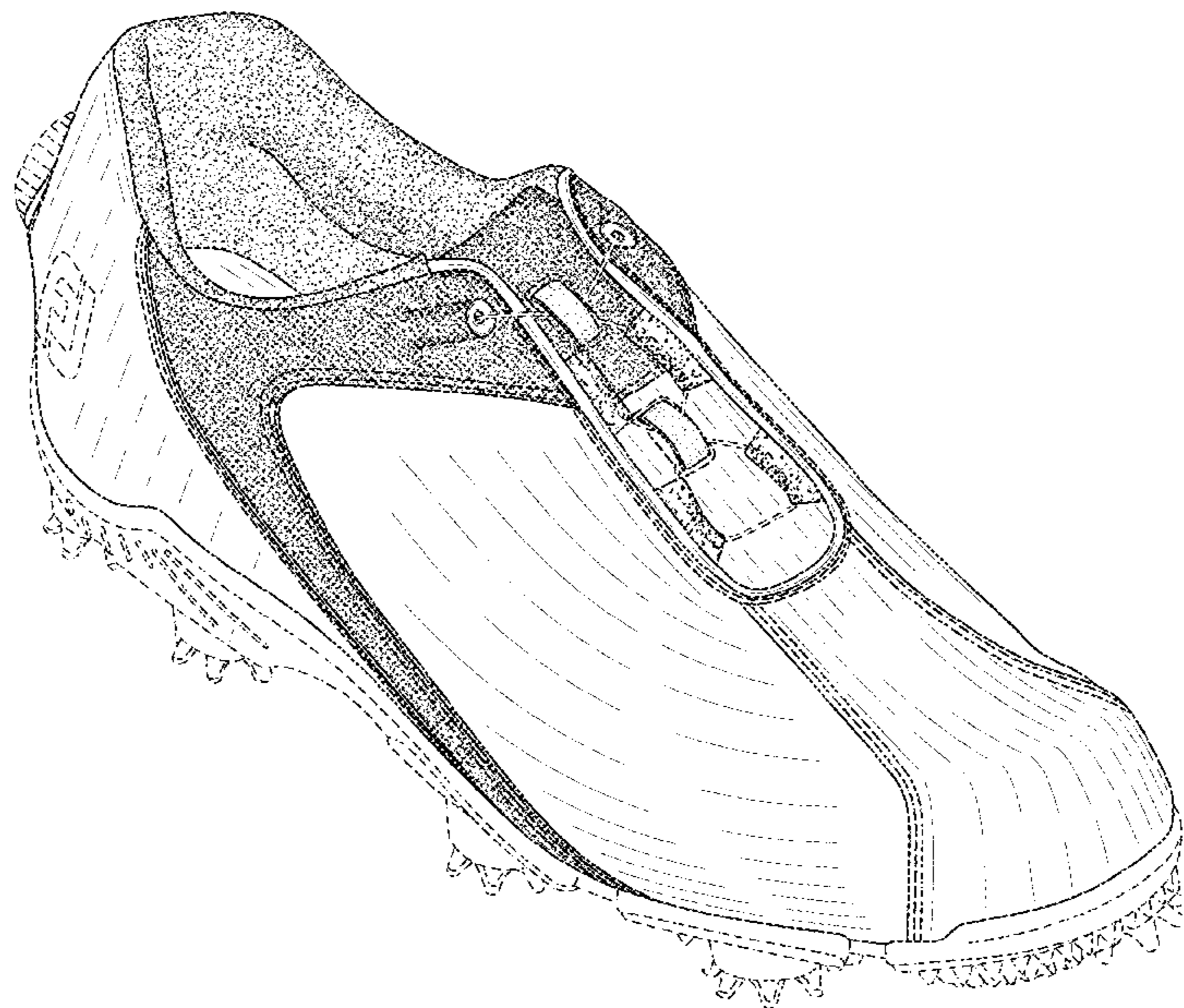
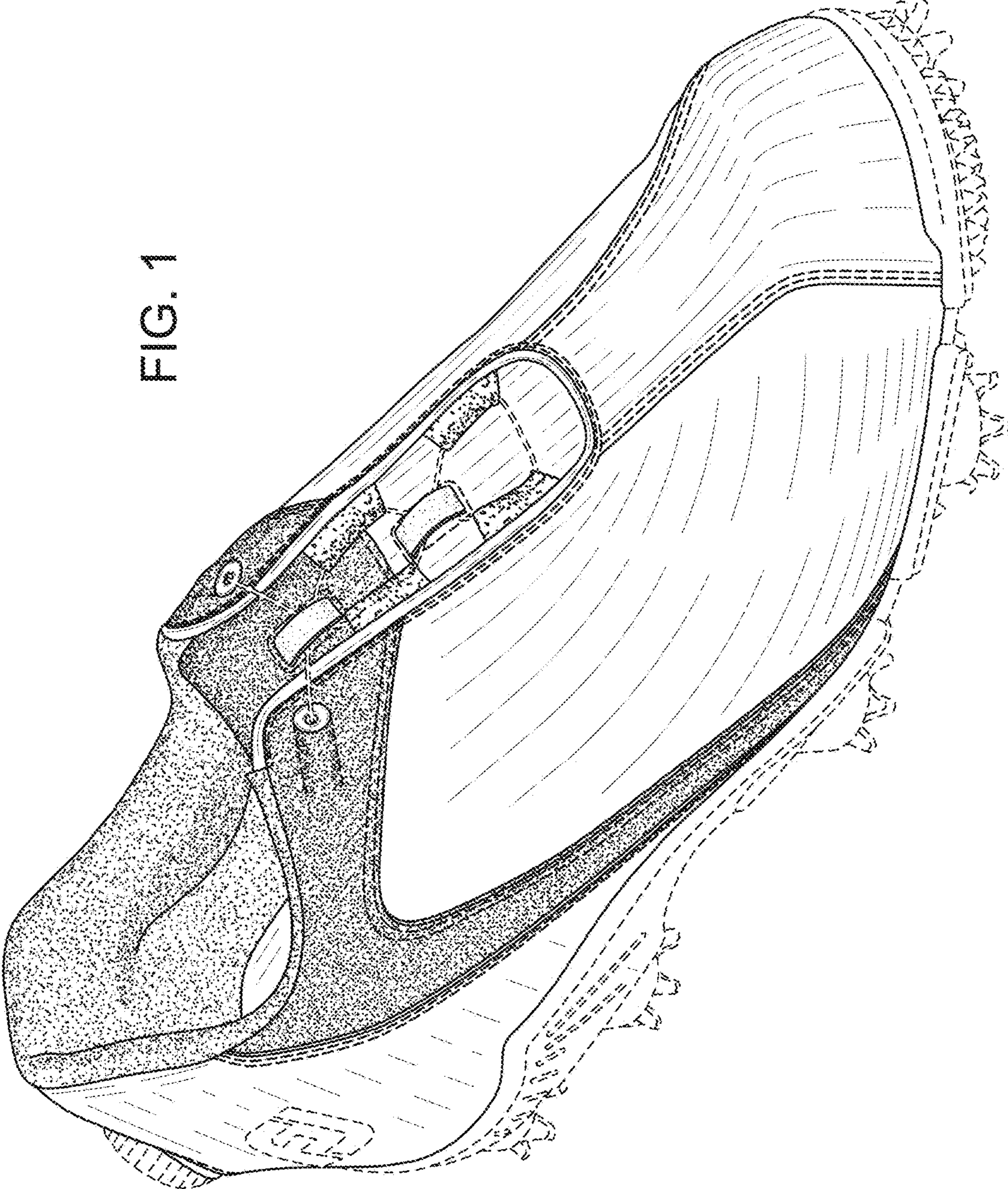


FIG. 1



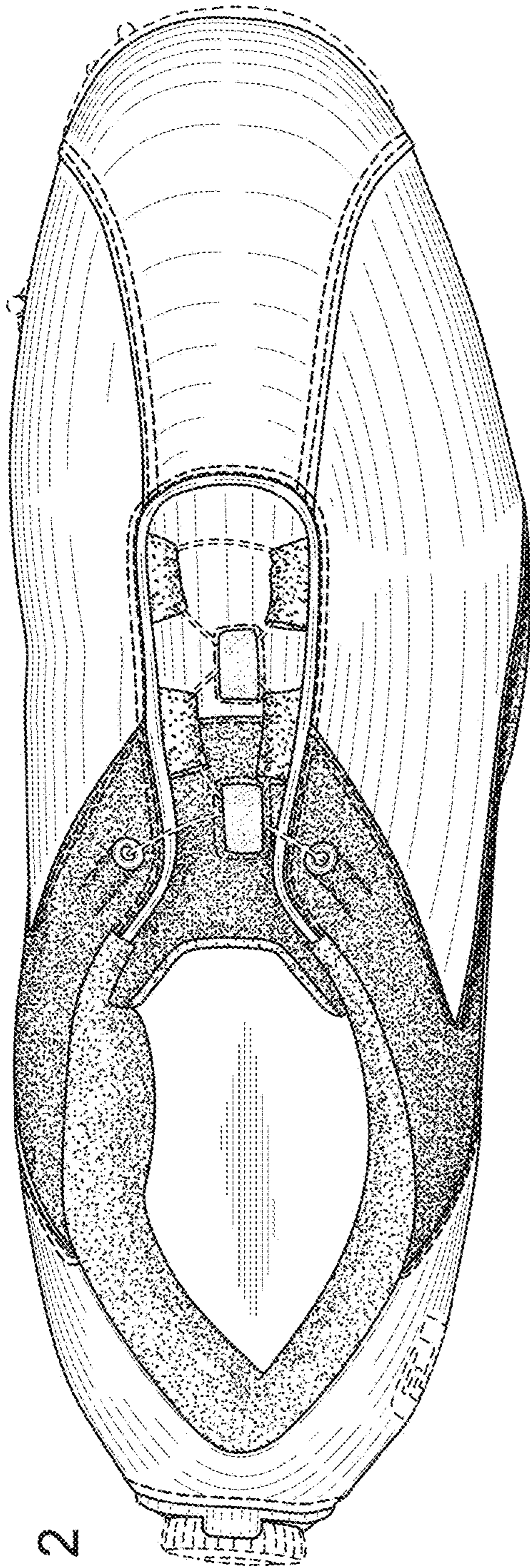


FIG. 2

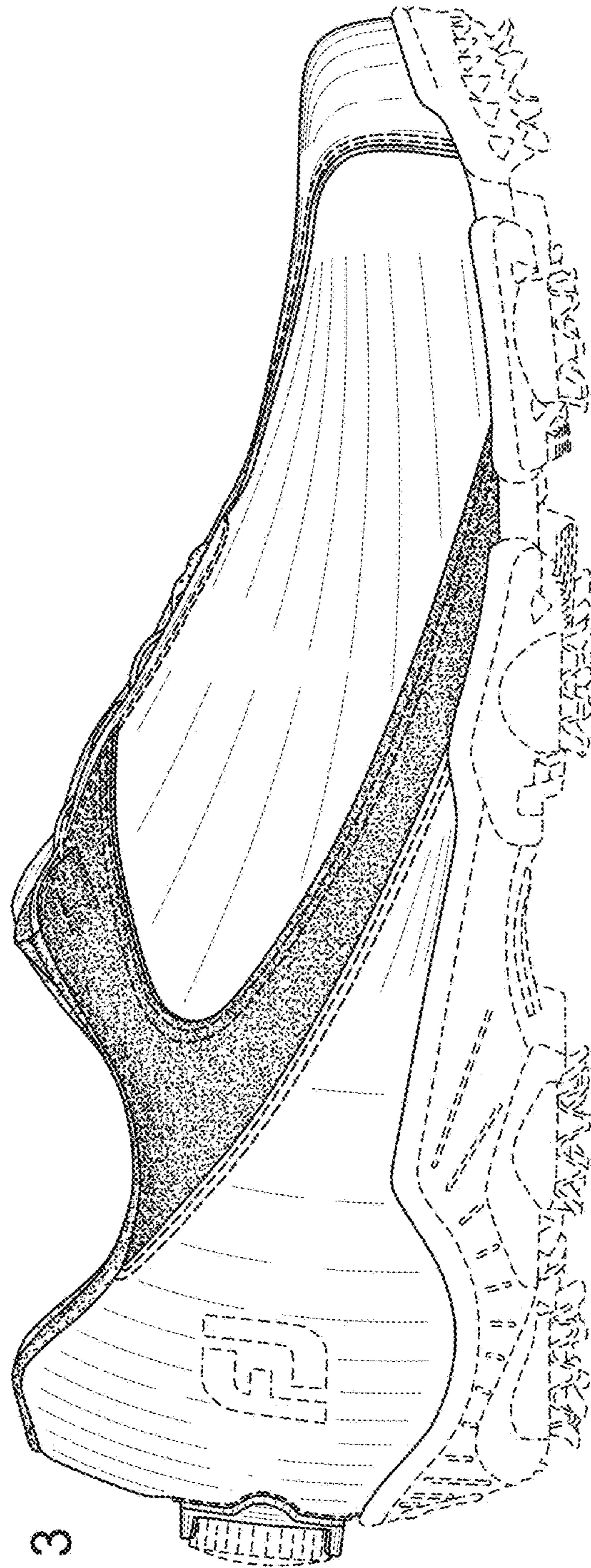


FIG. 3

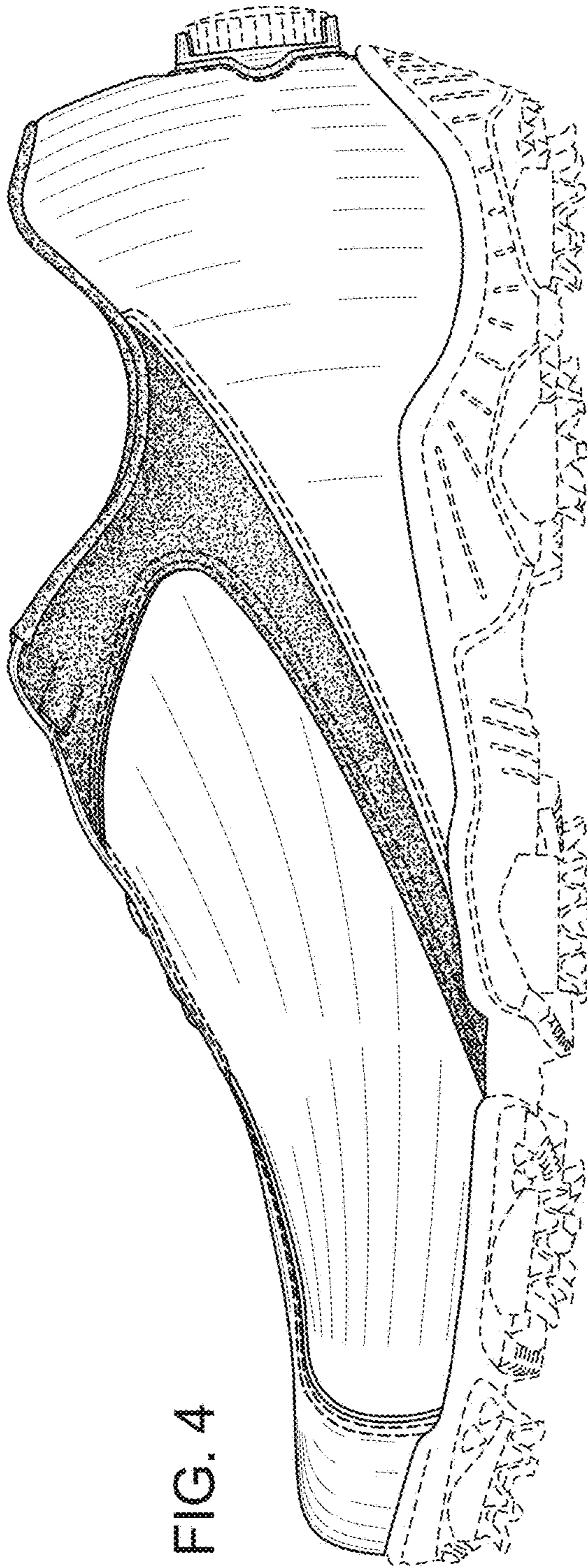


FIG. 4

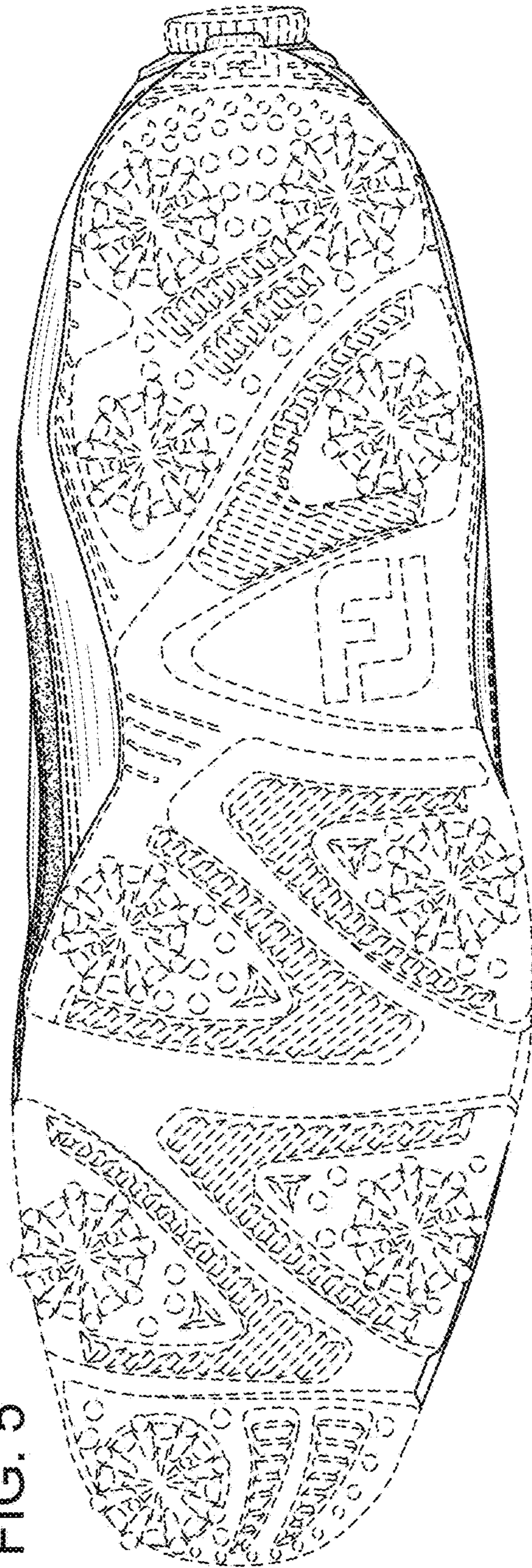


FIG. 5

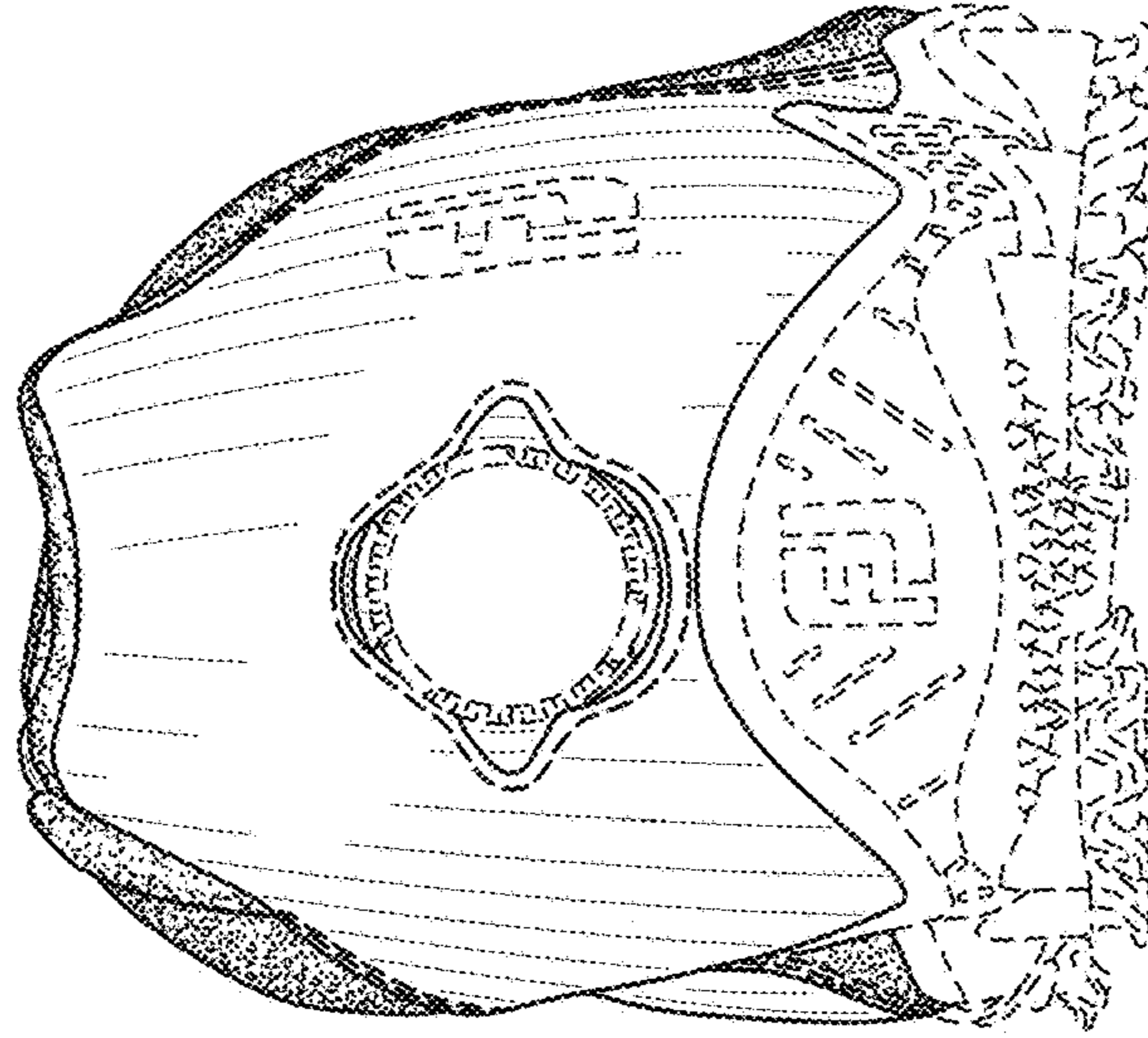


FIG. 6

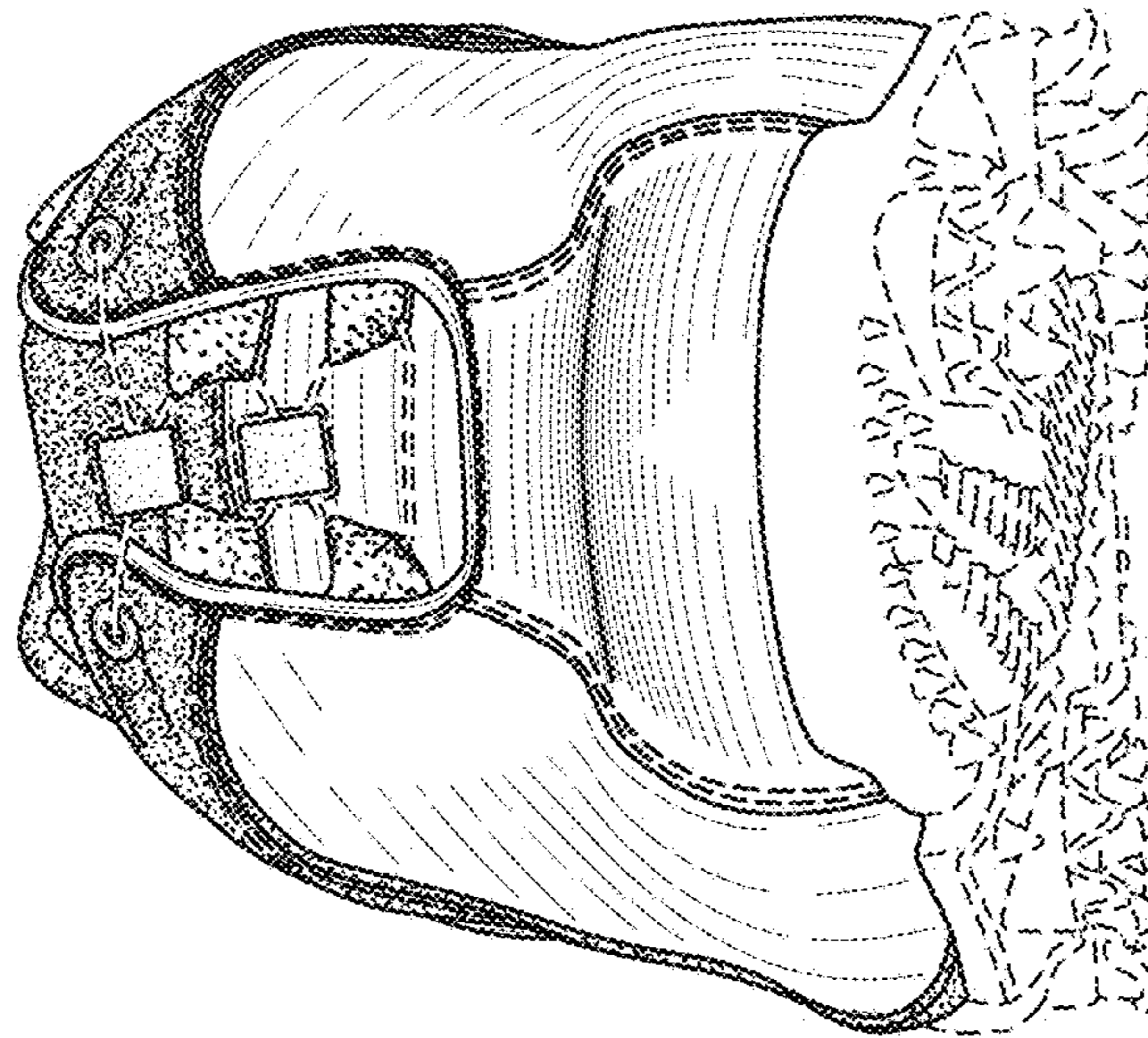


FIG. 7