



US00D846807S

(12) **United States Design Patent**
Misner et al.

(10) **Patent No.:** **US D846,807 S**
(45) **Date of Patent:** **** Apr. 23, 2019**

- (54) **FLOSSER PICK**
- (71) Applicant: **SUNSTAR AMERICAS, INC.**,
Schaumburg, IL (US)
- (72) Inventors: **Chad Edward Misner**, Arlington
Heights, IL (US); **Marcy Eisenstadt
Freeman**, Highland Park, IL (US);
Leoncio Angel Gonzalez, Winfield, IL
(US); **Timothy Robinson**, Long Grove,
IL (US)
- (73) Assignee: **SUNSTAR AMERICAS, INC.**,
Schaumburg, IL (US)
- (**) Term: **15 Years**
- (21) Appl. No.: **29/599,693**

D316,617 S	4/1991	Cheung
D319,325 S	8/1991	Green
5,069,233 A	12/1991	Ritter
D323,721 S	2/1992	Bushberger
D326,000 S	5/1992	Williams
D339,884 S	9/1993	Hartman
D354,154 S	1/1995	Topelko
D358,002 S	5/1995	Rakocy
5,538,023 A	7/1996	Oczkowski et al.
D376,673 S	12/1996	Topelko
5,692,531 A	12/1997	Chodorow
5,738,125 A	4/1998	Lin
D401,701 S	11/1998	Chodorow
5,829,458 A	11/1998	Chodorow
D408,589 S	4/1999	Chodorow
D410,115 S	5/1999	Chodorow
D412,043 S	7/1999	Dolan et al.
D424,748 S	5/2000	Dolan et al.
6,065,479 A	5/2000	Chodorow
6,085,760 A	7/2000	Chodorow

(Continued)

- (22) Filed: **Apr. 5, 2017**
- (51) **LOC (11) Cl.** **28-03**
- (52) **U.S. Cl.**
USPC **D28/66**
- (58) **Field of Classification Search**
USPC D28/31, 65-68, 73; D24/152
CPC A61C 15/00; A61C 15/02; A61C 15/04;
A61C 15/041; A61C 15/042; A61C
15/043; A61C 15/045; A61C 15/046;
A61C 15/047; A61C 15/048
See application file for complete search history.

(56) **References Cited**

U.S. PATENT DOCUMENTS

4,006,750 A	2/1977	Chodorow
D274,759 S	7/1984	Starks
D284,896 S	7/1986	Ching-Chou
D285,616 S	9/1986	Beggs et al.
D294,746 S	3/1988	Ransom
D301,071 S	5/1989	Franchi
D313,091 S	12/1990	Kuo

FOREIGN PATENT DOCUMENTS

WO 9743980 11/1997

Primary Examiner — Zenia I Bennett

(74) *Attorney, Agent, or Firm* — Michael Best & Friedrich LLP

(57) **CLAIM**

We claim the ornamental design for a flosser pick, as shown.

DESCRIPTION

FIG. 1 is a perspective view of a flosser pick of the present invention.

FIG. 2 is a front view of the flosser pick of FIG. 1.

FIG. 3 is a rear view of the flosser pick of FIG. 1.

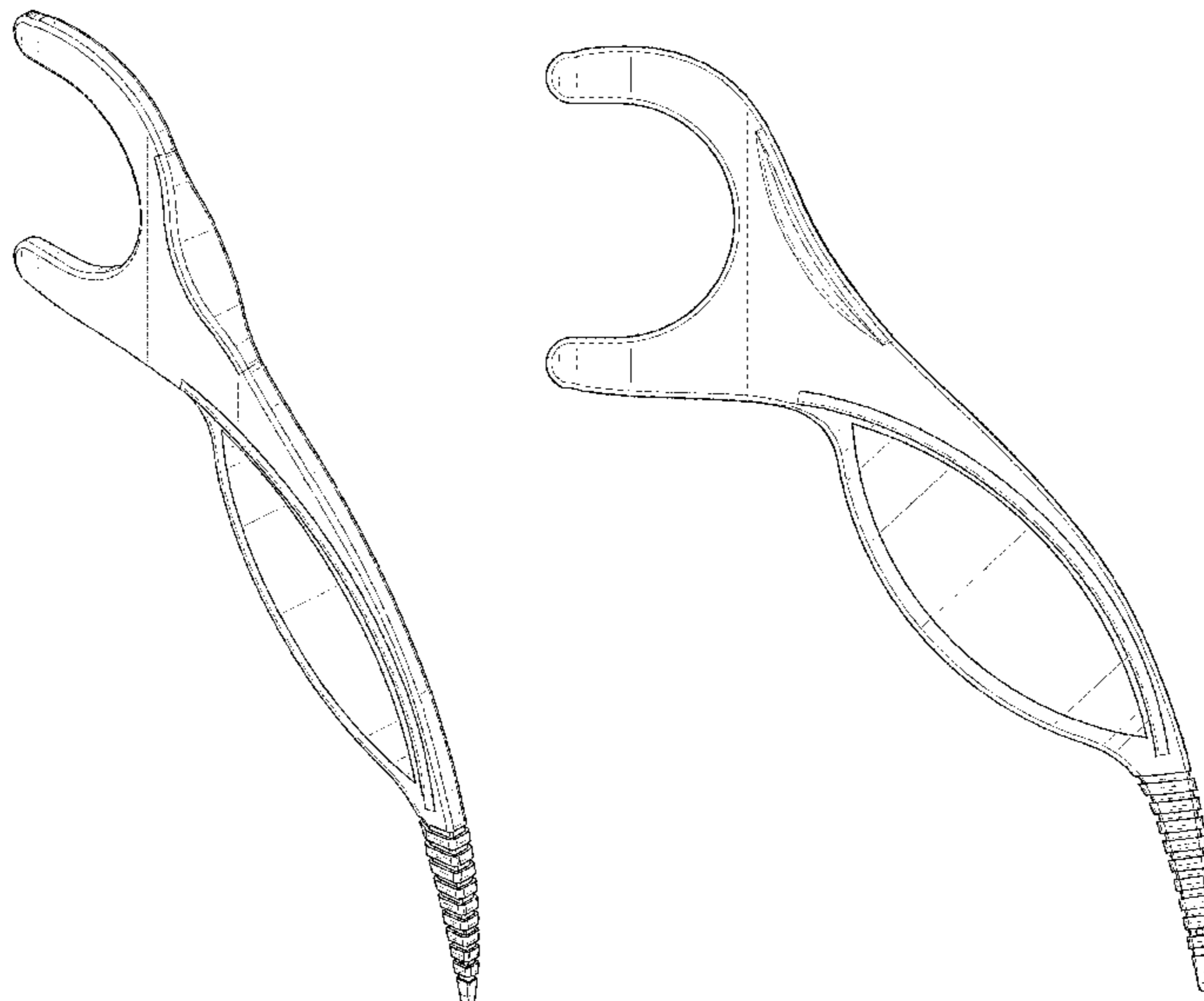
FIG. 4 is a left-side view of the flosser pick of FIG. 1.

FIG. 5 is a right-side view of the flosser pick of FIG. 1.

FIG. 6 is a top view of the flosser pick of FIG. 1; and,

FIG. 7 is a bottom view of the flosser pick of FIG. 1.

1 Claim, 5 Drawing Sheets



(56)

References Cited

U.S. PATENT DOCUMENTS

D443,113 S	5/2001	Chodorow	D607,606 S	1/2010	Chodorow et al.
D455,232 S	4/2002	Chodorow	D609,405 S	2/2010	Jansheski et al.
D456,566 S	4/2002	Chodorow	D610,748 S	2/2010	Volpenhein et al.
D489,490 S	5/2004	Chodorow	D612,104 S	3/2010	Chodorow et al.
D493,577 S	7/2004	Winkler	D618,396 S	6/2010	Volpenhein et al.
D505,988 S	6/2005	Peterson	D624,703 S	9/2010	Misner et al.
D518,131 S	3/2006	Peterson	D635,213 S	3/2011	Hunter
D521,189 S	5/2006	Winkler et al.	D641,522 S	7/2011	Nanda
D525,392 S	7/2006	Crossman	D649,713 S *	11/2011	Kollar A61C 15/046 D28/66
D531,756 S	11/2006	Yost et al.	8,079,374 B2	12/2011	Chodorow et al.
D531,758 S	11/2006	Jansheski et al.	D655,044 S *	2/2012	Nanda D28/66
D532,160 S	11/2006	Jansheski et al.	D679,864 S *	4/2013	Erskine-Smith D28/66
D532,934 S	11/2006	Crossman	8,522,798 B2	9/2013	Kollar
D533,965 S	12/2006	Chodorow et al.	8,555,901 B2	10/2013	Misner et al.
7,204,257 B2	4/2007	Crossman	D731,710 S	6/2015	Misner et al.
D552,204 S	10/2007	Peterson	D760,959 S *	7/2016	Xu D28/66
D556,285 S	11/2007	Peterson	2004/0040572 A1	3/2004	Chodorow
7,370,658 B2	5/2008	Chodorow et al.	2005/0236011 A1	10/2005	Chodorow
D578,254 S *	10/2008	Grendol D28/66	2006/0011212 A1	1/2006	Achepohl et al.
D599,557 S	9/2009	Crossman	2008/0149134 A1	6/2008	Crossman
D606,706 S	12/2009	Chodorow et al.	2009/0194132 A1	8/2009	Kalbfeld et al.
D607,152 S	12/2009	Chodorow et al.	2011/0041870 A1	2/2011	Kalbfeld et al.
			2011/0073133 A1	3/2011	Crossman
			2014/0130824 A1	5/2014	Fisher et al.

* cited by examiner

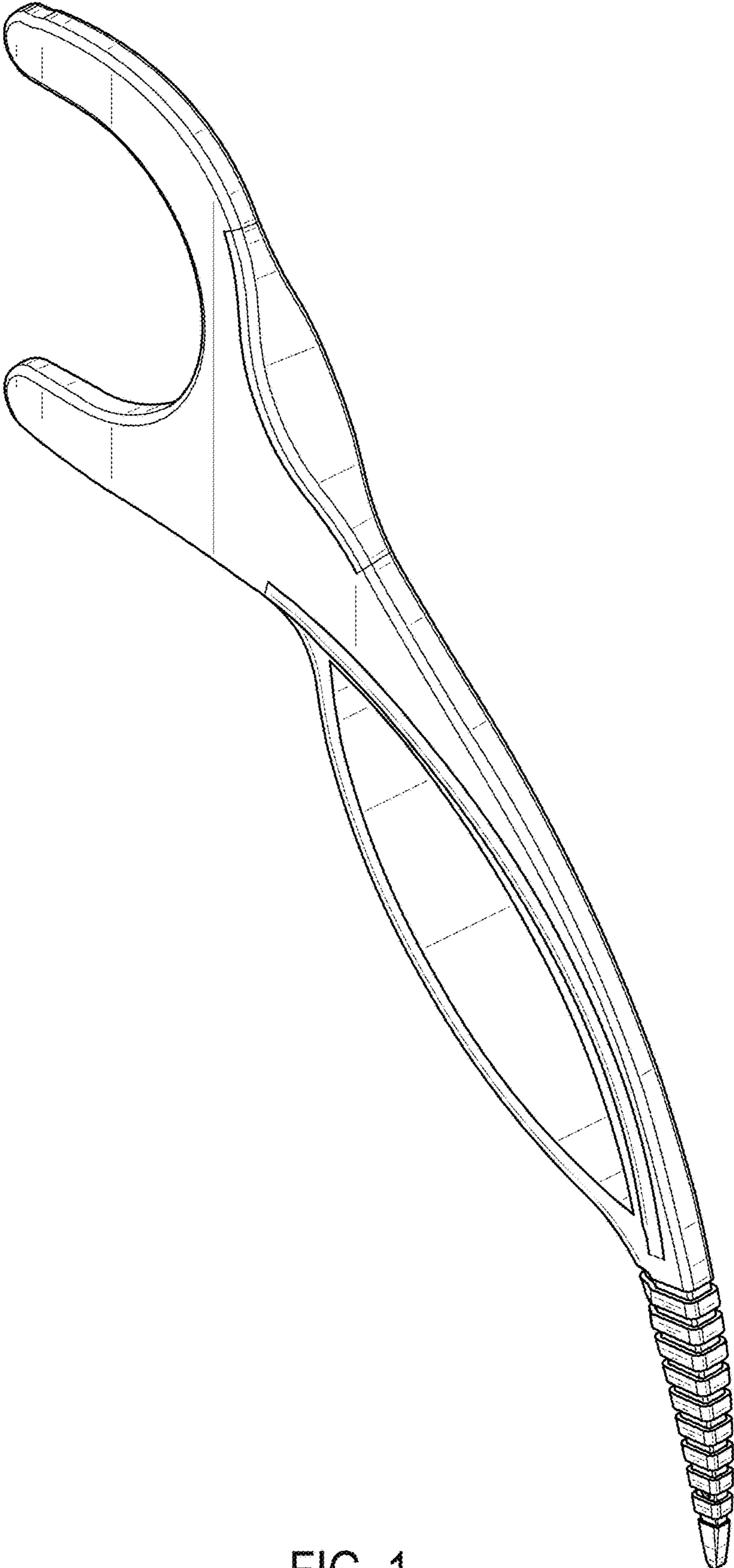


FIG. 1

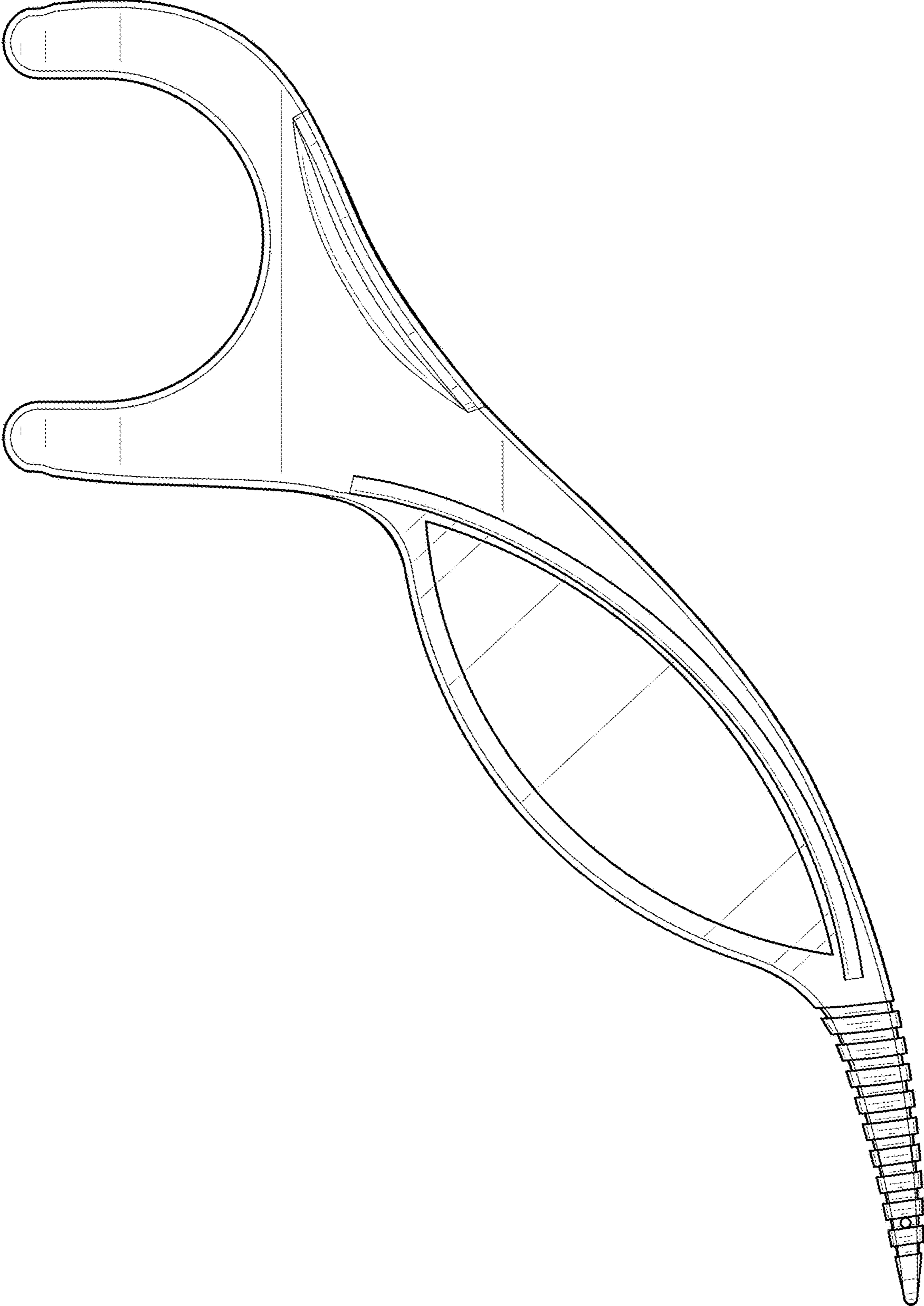


FIG. 2

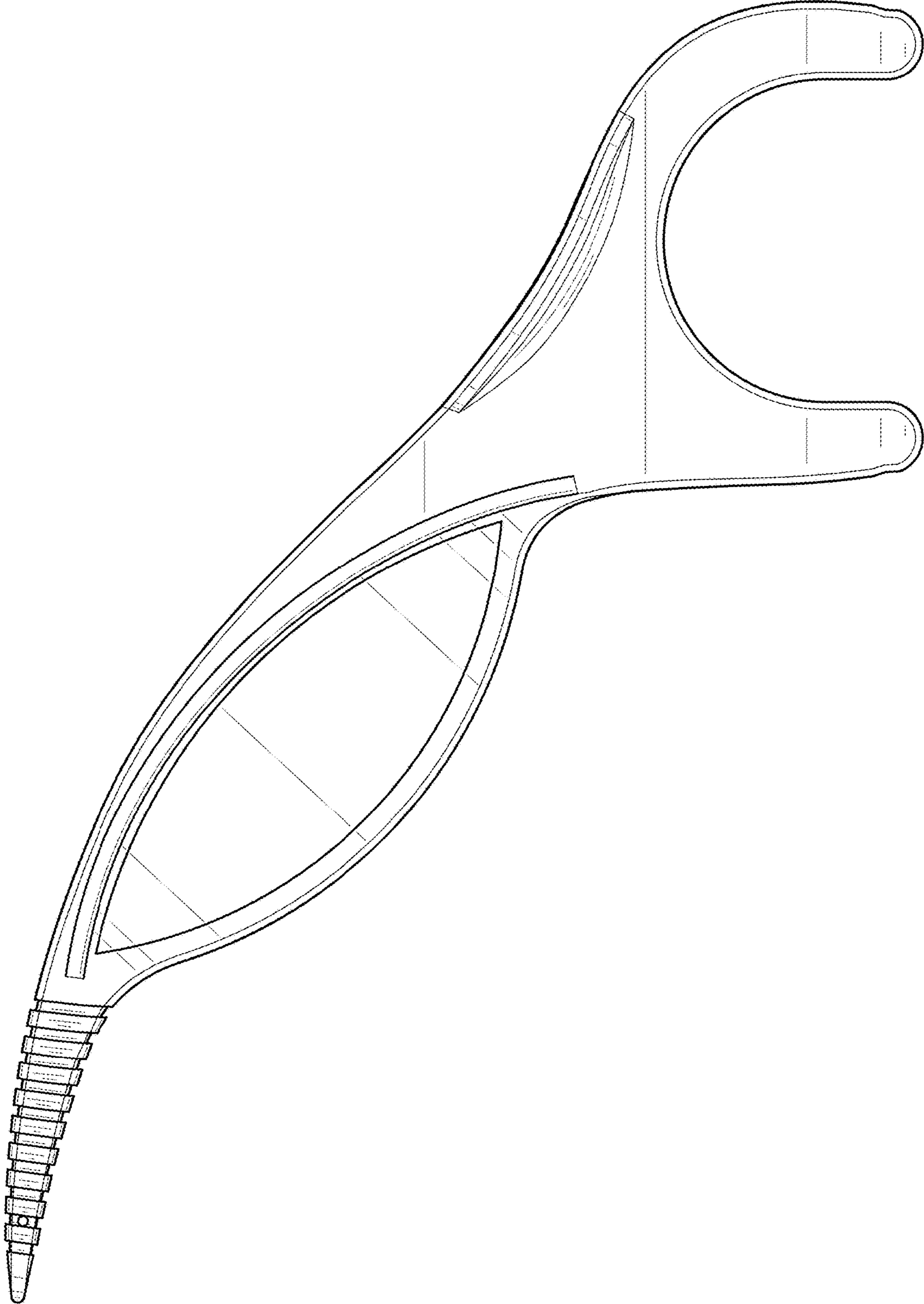


FIG. 3

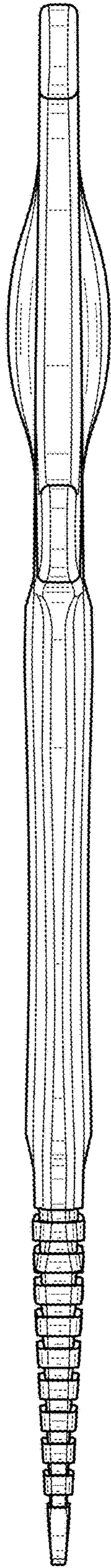


FIG. 4

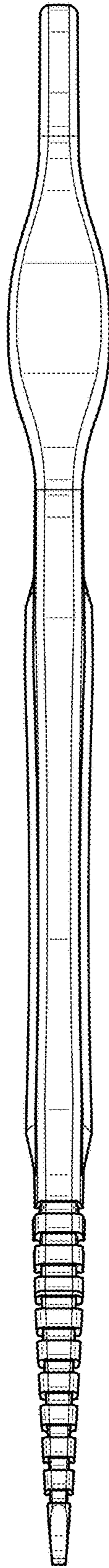


FIG. 5

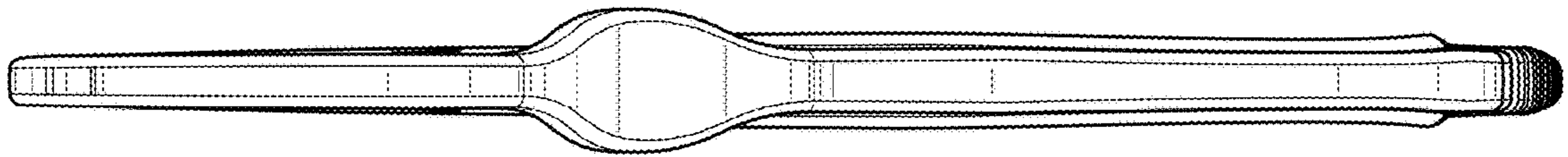


FIG. 6

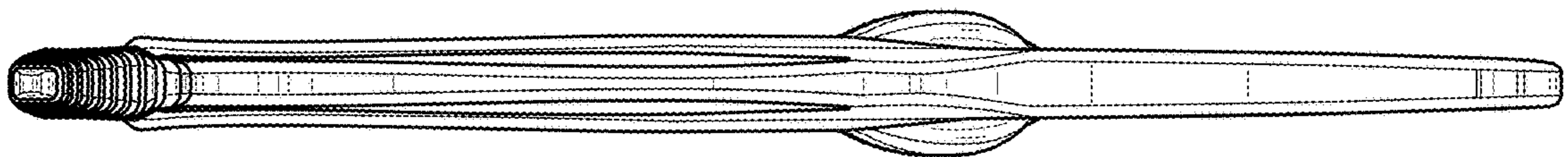


FIG. 7