



US00D846806S

(12) **United States Design Patent** (10) **Patent No.:** **US D846,806 S**  
**Martone** (45) **Date of Patent:** **\*\* Apr. 23, 2019**

(54) **INTERDENTAL PICK SET**  
(71) Applicant: **DenTek Oral Care, Inc.**, Tarrytown, NY (US)  
(72) Inventor: **Joseph R. Martone**, Bristol, CT (US)  
(73) Assignee: **DenTek Oral Care, Inc.**, Tarrytown, NY (US)  
(\*\*) Term: **15 Years**  
(21) Appl. No.: **29/599,499**

D382,368 S \* 8/1997 Hsu ..... D28/65  
5,769,103 A 6/1998 Turjak  
5,829,458 A 11/1998 Chodorow  
5,855,215 A 1/1999 Clarke  
5,927,299 A 7/1999 Rappoport  
6,012,468 A 1/2000 Huang  
6,044,848 A 4/2000 Huang  
6,213,132 B1 4/2001 Andrews  
6,220,258 B1 4/2001 Briggs et al.  
D496,131 S \* 9/2004 Winkler ..... D28/65  
7,055,530 B2 6/2006 Husted  
D548,886 S \* 8/2007 Lee ..... D28/65  
7,424,952 B2 9/2008 Antler  
7,464,715 B1 12/2008 Husted et al.

(Continued)

(22) Filed: **Apr. 4, 2017**  
(51) **LOC (11) Cl.** ..... **28-03**  
(52) **U.S. Cl.**  
USPC ..... **D28/65**  
(58) **Field of Classification Search**  
USPC ..... D28/65-68; D24/152  
CPC ..... A61C 1500/04  
See application file for complete search history.

**FOREIGN PATENT DOCUMENTS**

GB 11359 10/1906  
JP 2007209567 A 8/2007

(Continued)

*Primary Examiner* — Zenia I Bennett  
(74) *Attorney, Agent, or Firm* — Luedeka Neely Group, PC

(56) **References Cited**

**U.S. PATENT DOCUMENTS**

817,978 A 4/1906 Lickman  
1,451,380 A 4/1923 Thum  
1,462,062 A 7/1923 Browning  
D145,603 S 9/1946 Millard  
2,477,194 A 7/1949 Millard  
2,760,628 A 8/1956 Briggs  
2,762,501 A 9/1956 Cameron  
3,438,486 A 4/1969 Pinkas  
3,486,611 A 12/1969 Ouimet  
3,664,020 A 5/1972 Hammond et al.  
4,270,556 A 6/1981 McAllister  
4,690,277 A 9/1987 Lewis, Jr.  
4,832,061 A \* 5/1989 Hwang ..... A61C 15/02  
132/329  
D307,493 S 4/1990 Cheng  
4,998,978 A 3/1991 Varum  
5,588,452 A 12/1996 Peck

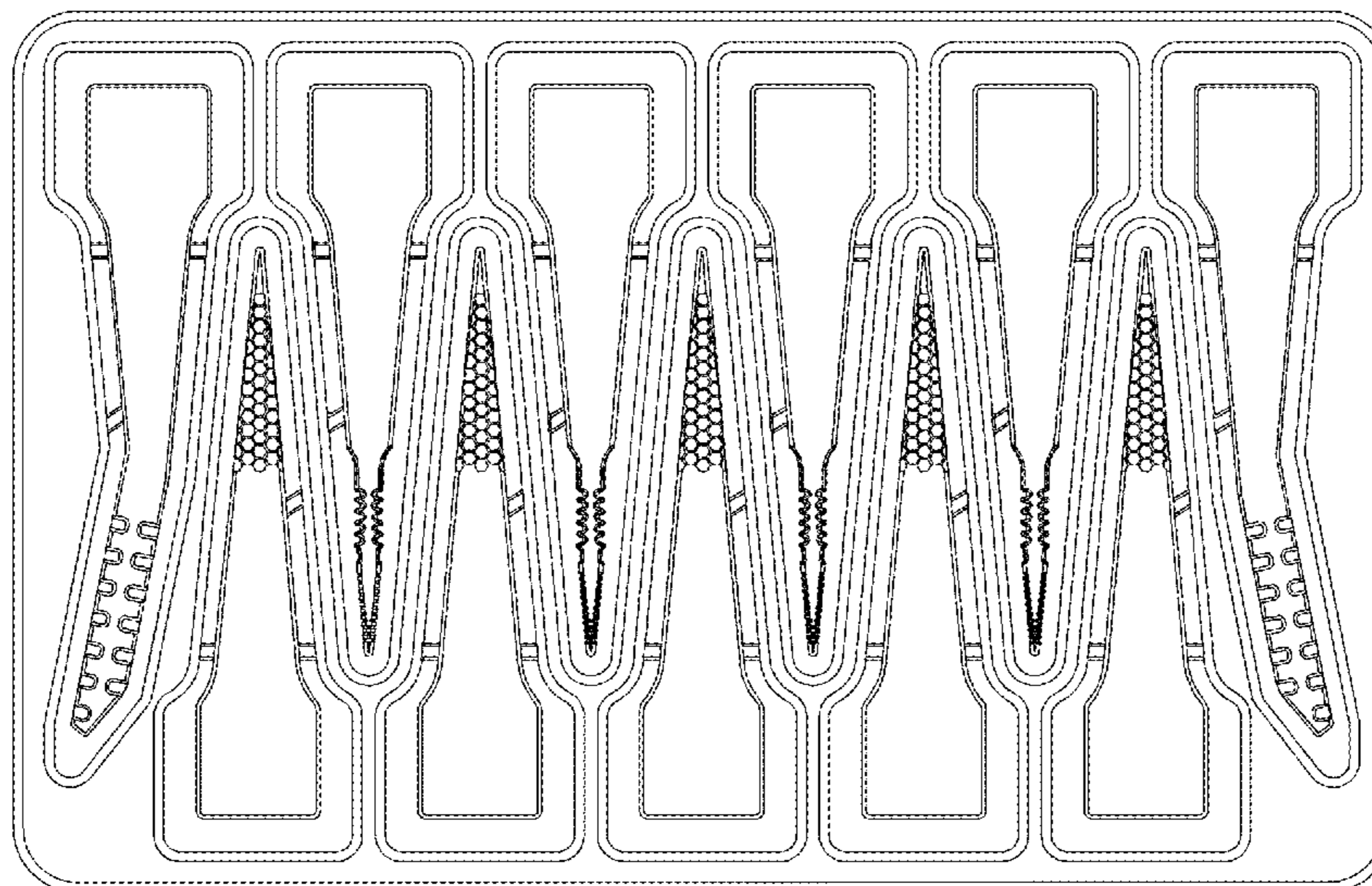
(57) **CLAIM**

The ornamental design for an interdental pick set, as shown and described.

**DESCRIPTION**

FIG. 1 is a perspective view the of interdental pick set of my new design.  
FIG. 2 is a right side view of the interdental pick set of FIG. 1.  
FIG. 3 is a left side view of the interdental pick set of FIG. 1.  
FIG. 4 is a top plan view of the interdental pick set of FIG. 1. the bottom view being identical thereto; and,  
FIG. 5 is a right end view of the interdental pick set of FIG. 1, the left end view being identical thereto.

**1 Claim, 3 Drawing Sheets**



(56)

**References Cited**

U.S. PATENT DOCUMENTS

D610,747 S 2/2010 Brownell  
7,798,156 B2 9/2010 Kelly  
D670,434 S 11/2012 Warner  
8,439,678 B1 5/2013 Chen  
8,663,520 B2 3/2014 Kalbfeld et al.  
9,259,303 B2 2/2016 Studney  
D764,103 S \* 8/2016 Wallstrom ..... D28/65  
D764,104 S 8/2016 Wallstrom et al.  
2005/0058963 A1 3/2005 Stockstill  
2006/0254609 A1 11/2006 Kuo  
2006/0283480 A1 12/2006 Salzer  
2008/0127992 A1 6/2008 Pinchuk  
2009/0230756 A1 9/2009 Crossman  
2011/0197914 A1 8/2011 Choi  
2011/0203608 A1 8/2011 Rivera et al.  
2013/0037046 A1 2/2013 Loera Pulido  
2015/0257861 A1 9/2015 Dishon

FOREIGN PATENT DOCUMENTS

WO 9611644 4/1996  
WO 2012159745 A3 11/2012

\* cited by examiner



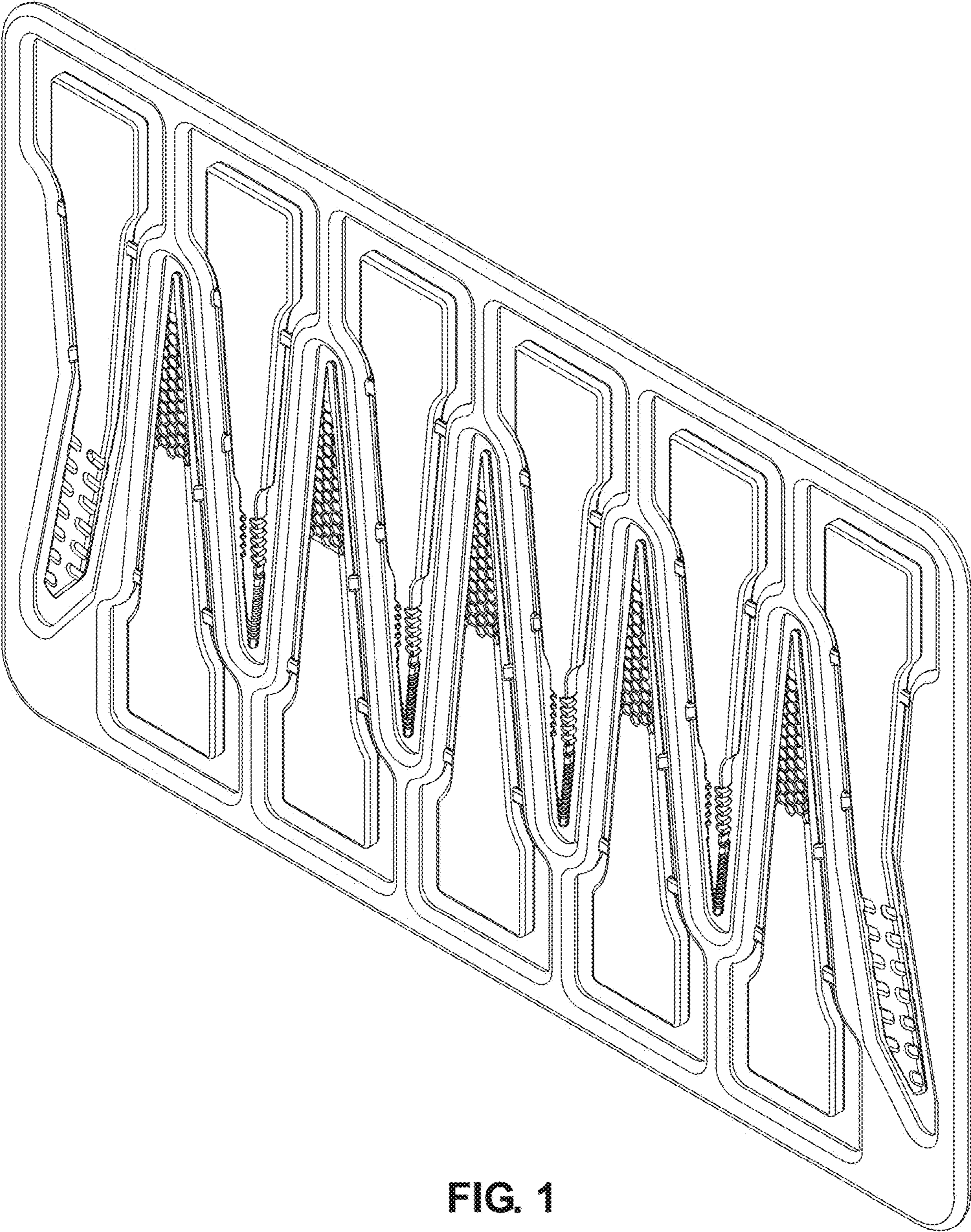


FIG. 1



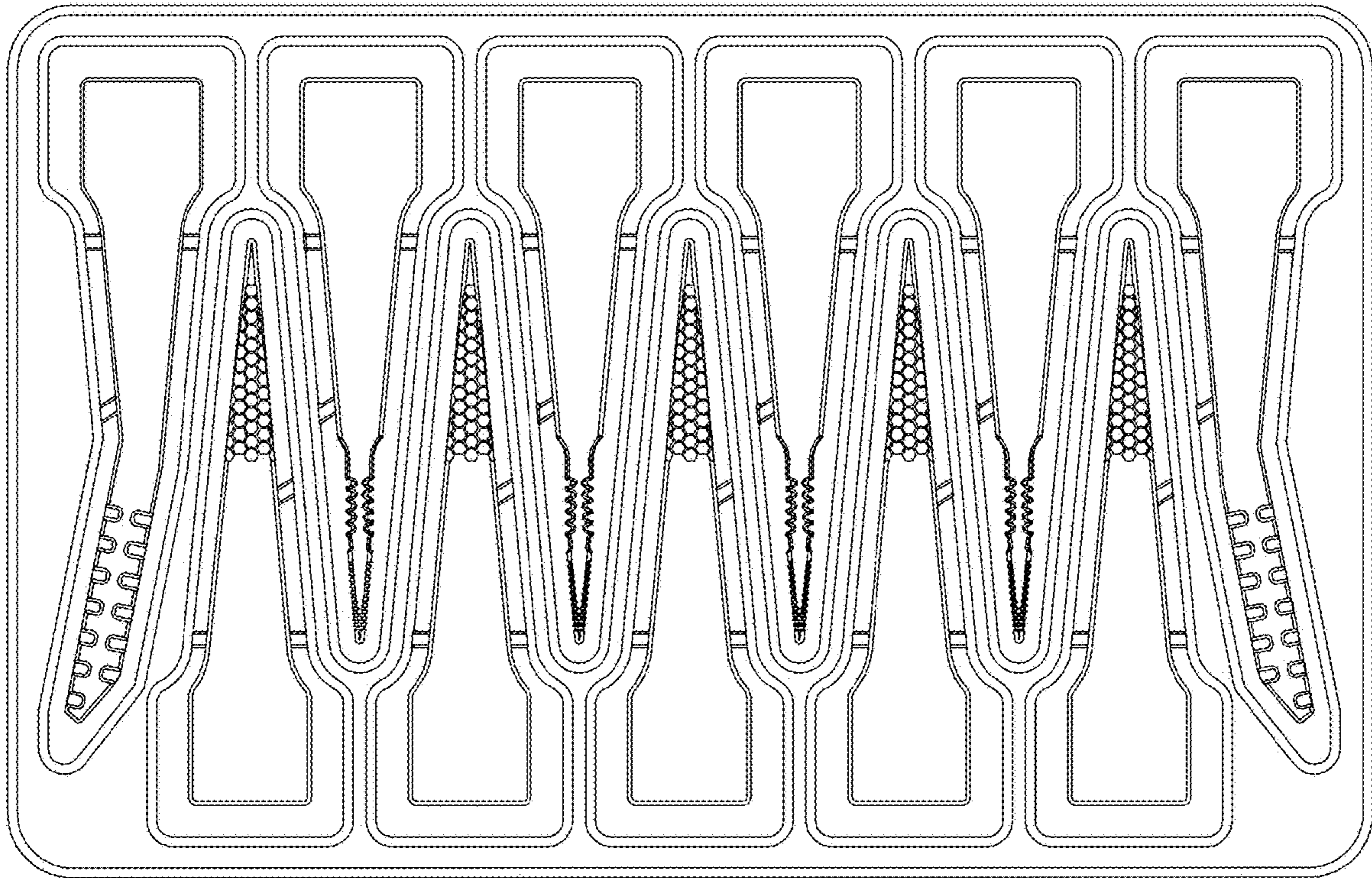


FIG. 2

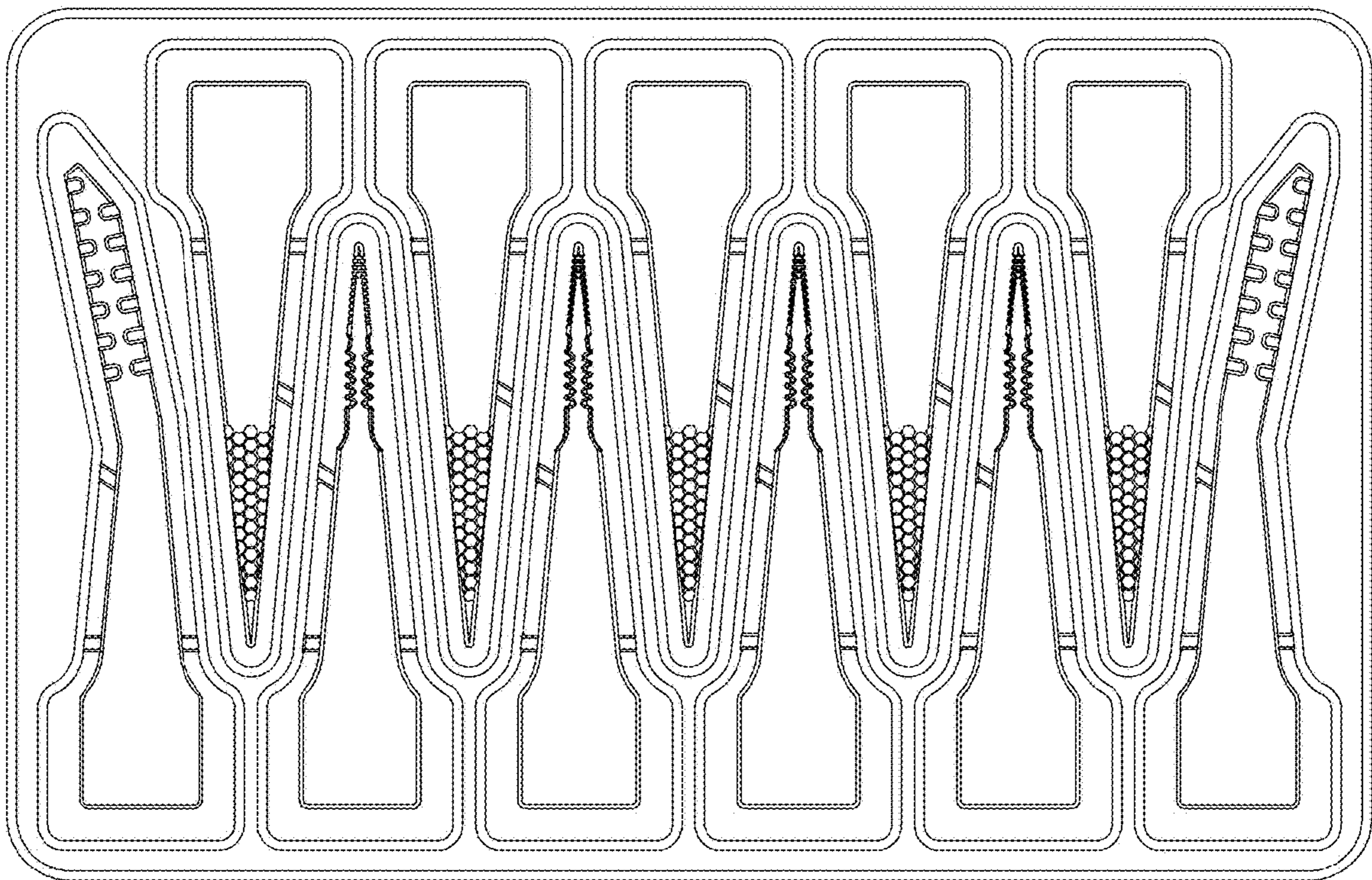

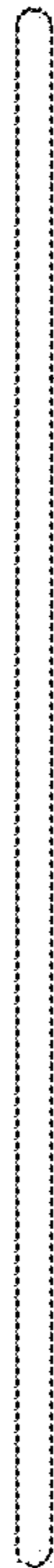


FIG. 3



**FIG. 4**



**FIG. 5**