

US00D846805S

(12) **United States Design Patent** (10) **Patent No.:** **US D846,805 S**
Kaiser (45) **Date of Patent:** **** Apr. 23, 2019**

(54) **POCKET MIRROR**
(71) Applicant: **Erik A. Kaiser**, Mendham, NJ (US)
(72) Inventor: **Erik A. Kaiser**, Mendham, NJ (US)
(**) Term: **15 Years**
(21) Appl. No.: **29/608,240**
(22) Filed: **Jun. 20, 2017**

Related U.S. Application Data

(63) Continuation-in-part of application No. 29/603,798, filed on May 12, 2017, now abandoned.
(51) **LOC (11) Cl.** **28-03**
(52) **U.S. Cl.**
USPC **D28/64.2; D28/64.3**
(58) **Field of Classification Search**
USPC D28/64.1-64.3; D6/303, 308
CPC A45D 42/00-42/24
See application file for complete search history.

References Cited

U.S. PATENT DOCUMENTS

5,927,298 A * 7/1999 Tiram A45D 42/08
132/289
D625,928 S * 10/2010 Lee D6/300
D743,704 S * 11/2015 Kaiser D6/300
D749,329 S * 2/2016 Kaiser D6/300
9,426,346 B2 * 8/2016 Sanchez F21S 10/00
D779,217 S * 2/2017 Zhang D6/308
2015/0205183 A1 * 7/2015 Gsellman G03B 15/02
348/333.12

2016/0270515 A1* 9/2016 Romano A45D 42/16
2018/0162269 A1* 6/2018 Bredeweg A45D 42/10
2018/0172262 A1* 6/2018 Garcia F21V 33/004

OTHER PUBLICATIONS

Glamcor Riki Cutie, www.sassydirect.com, posted on Jun. 12, 2018 (Year: 2018).*

* cited by examiner

Primary Examiner — Jennifer Rivard
(74) *Attorney, Agent, or Firm* — Steven N. Fox, Esq.

(57) **CLAIM**

The ornamental design for a pocket mirror, as shown and described.

DESCRIPTION

FIG. 1 is a perspective view of a pocket mirror according to the present invention with the light emitting diodes (LEDs) off;
FIG. 2 is a perspective view of the pocket mirror with the LEDs on;
FIG. 3 is a top view thereof;
FIG. 4 is a front view thereof;
FIG. 5 is a rear view thereof;
FIG. 6 is a bottom view thereof;
FIG. 7 is a left side view thereof; and,
FIG. 8 is a right side view thereof.
Each of the circular features shown in stippling illustrate a light emitting diode.
The features shown in broken lines illustrate environmental structure and form no part of the claimed design.

1 Claim, 5 Drawing Sheets

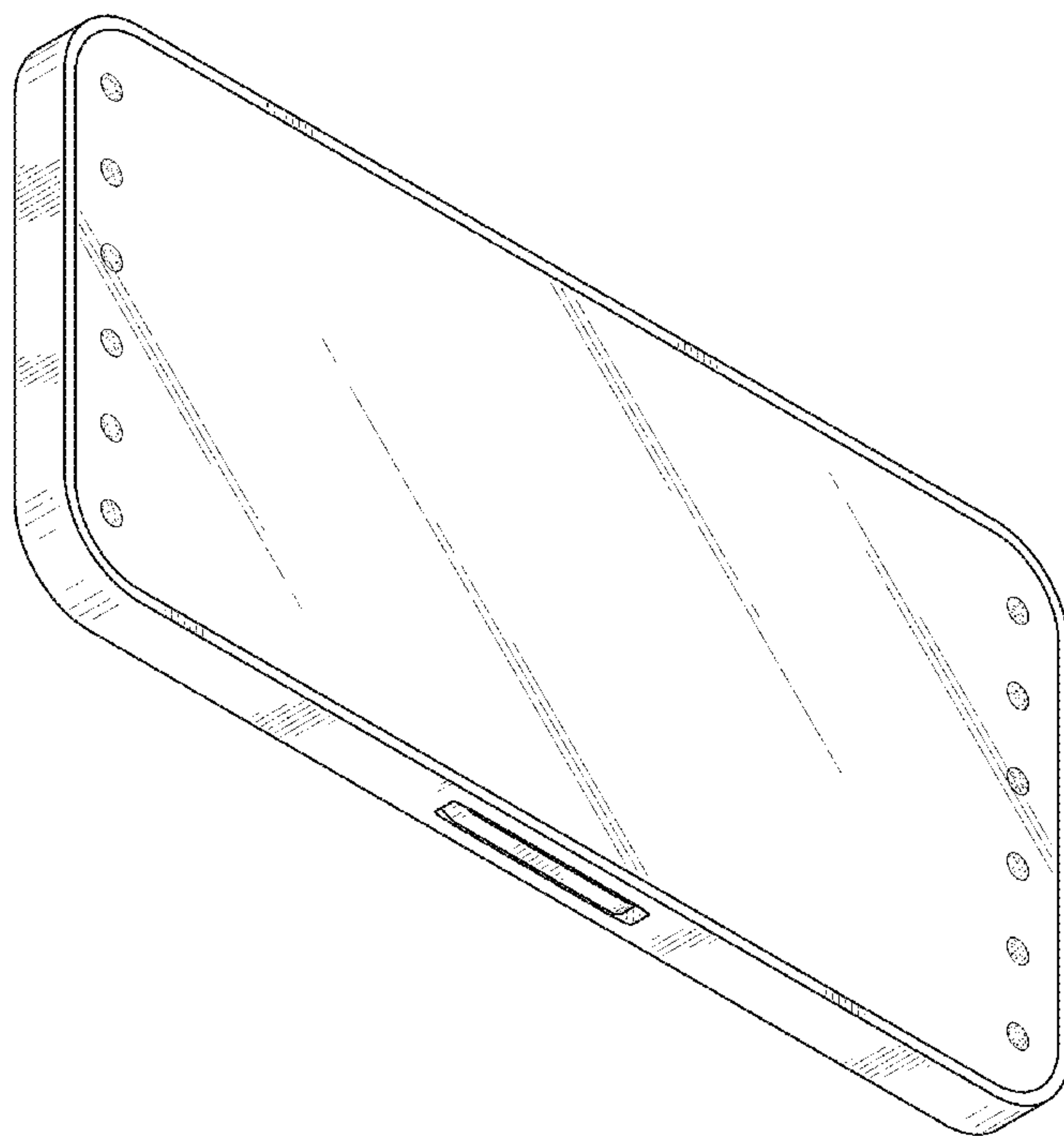


FIG. 1

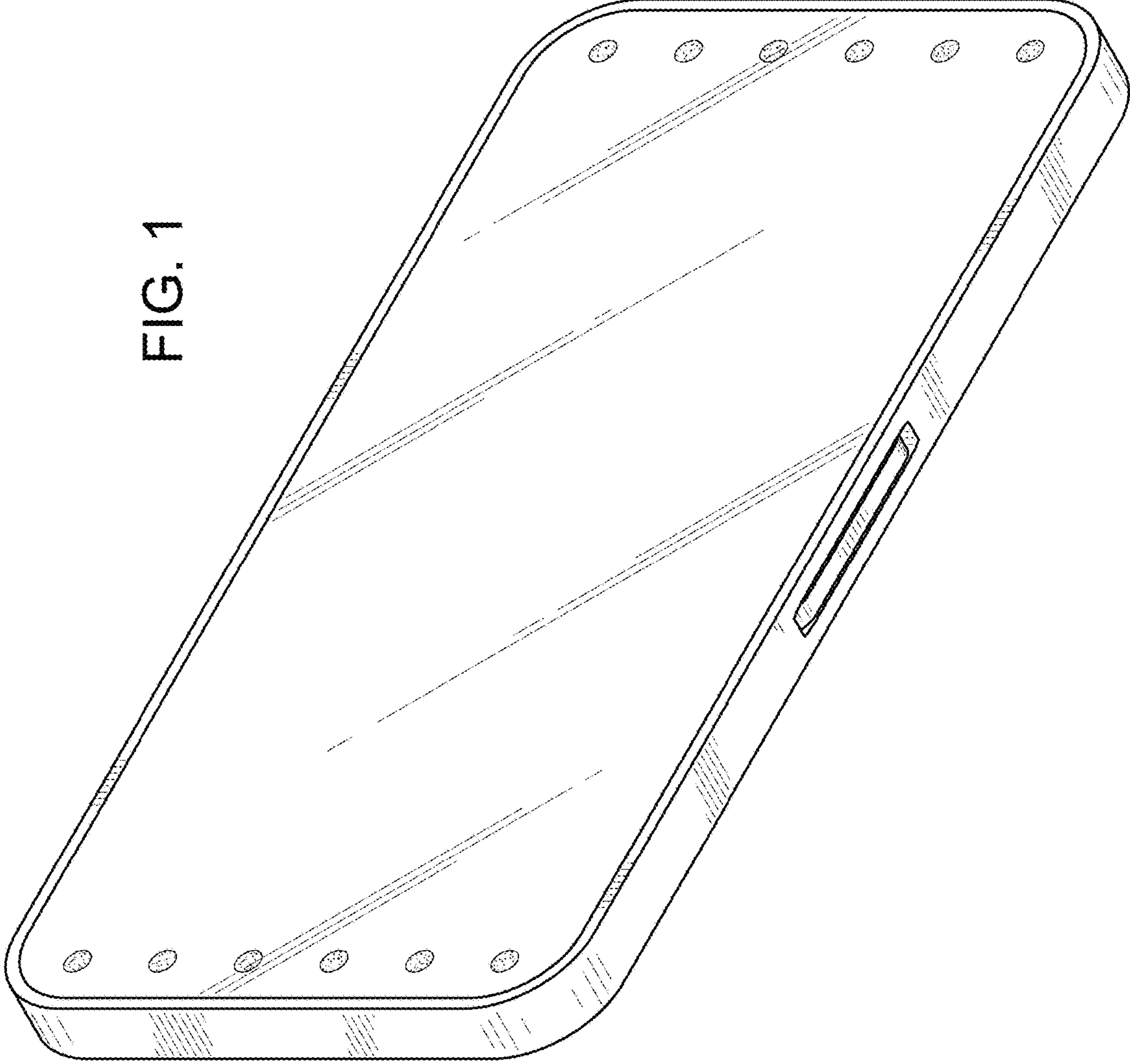
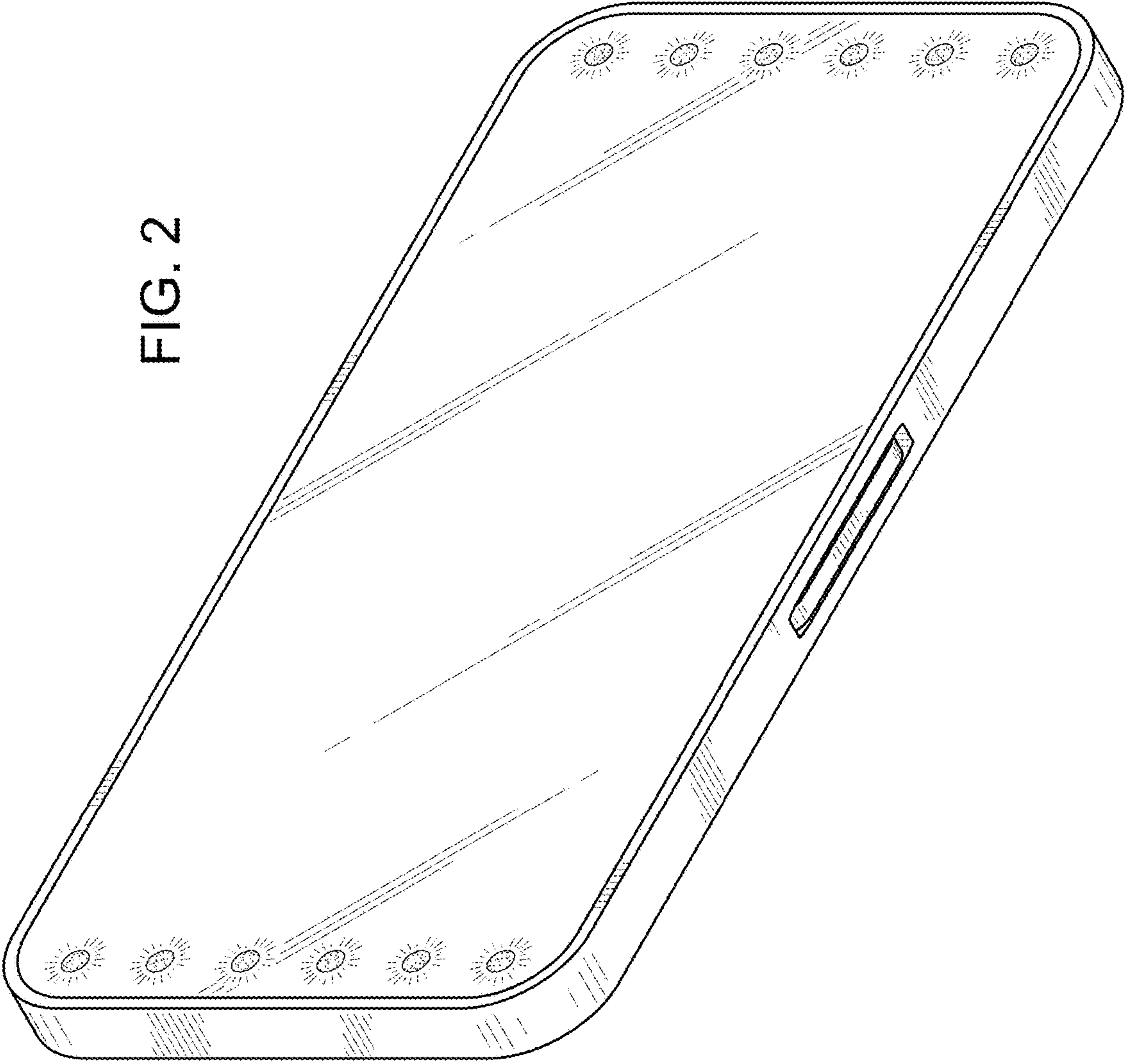


FIG. 2






FIG. 3




FIG. 4

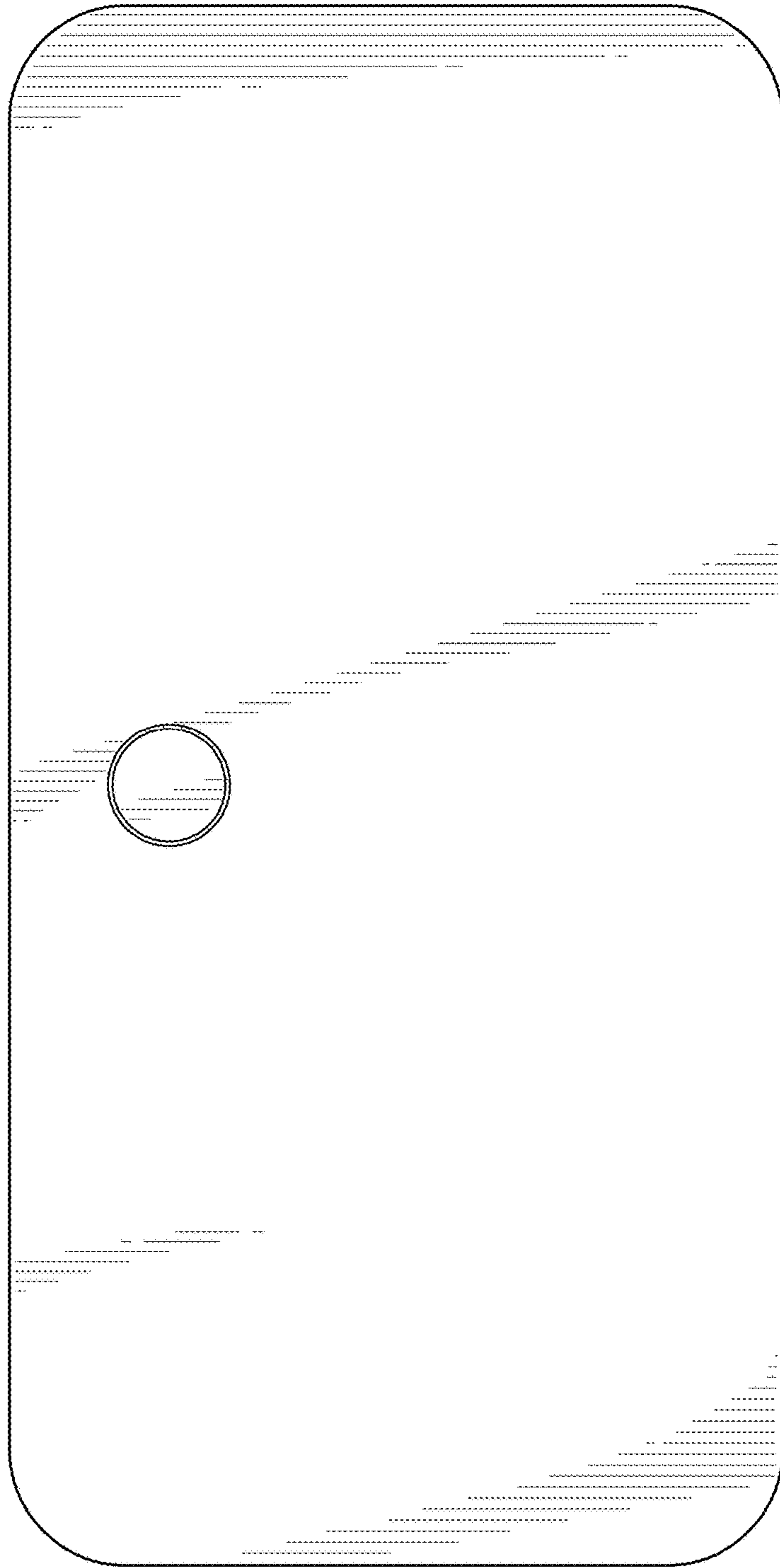


FIG. 5




FIG. 6

FIG. 8



FIG. 7

