

US00D846799S

(12) **United States Design Patent** (10) **Patent No.:** **US D846,799 S**
Moore et al. (45) **Date of Patent:** **** Apr. 23, 2019**

- (54) **CIGARETTE LIGHTER HOLDER CARABINER**
- (71) Applicants: **Joseph Kelly Moore**, Lexington, KY (US); **Matthew Able**, Winchester, KY (US)
- (72) Inventors: **Joseph Kelly Moore**, Lexington, KY (US); **Matthew Able**, Winchester, KY (US)
- (73) Assignee: **Binerworks, LLC**, Lexington, KY (US)
- (**) Term: **15 Years**
- (21) Appl. No.: **29/624,188**
- (22) Filed: **Oct. 30, 2017**
- (51) **LOC (11) Cl.** **27-06**
- (52) **U.S. Cl.**
USPC **D27/174**
- (58) **Field of Classification Search**
USPC D27/100, 101, 139-196; D24/110; D3/273, 215; D15/142, 144-144.2; D12/174, 179; D9/445-446, 563, 516, D9/549; D7/316, 318; D8/105, 396, 356
CPC . A24F 15/00; A24F 9/16; A24F 15/18; A24B 15/167; F16B 45/02
See application file for complete search history.

- (56) **References Cited**
U.S. PATENT DOCUMENTS
D366,950 S * 2/1996 McKinnie D27/189
D374,740 S * 10/1996 Seaman D27/142
D447,834 S * 9/2001 Chen D27/157
D448,887 S * 10/2001 Smith D27/157
D471,305 S * 3/2003 Luquire D26/38
D483,519 S * 12/2003 Liu D27/142
D494,314 S * 8/2004 Patel D27/157
D502,567 S * 3/2005 Xu D27/142
D503,739 S * 4/2005 Goldberg D19/121

- D504,149 S * 4/2005 Goldberg D19/121
- D504,975 S * 5/2005 Xu D27/142
- D506,568 S * 6/2005 Chen D27/142
- D508,524 S * 8/2005 Goldberg D19/121
- D508,525 S * 8/2005 Goldberg D19/121
- D527,139 S * 8/2006 Deahl D27/129
- D527,488 S * 8/2006 Hung D27/161
- D527,988 S * 9/2006 Shetler D8/356
- D528,406 S * 9/2006 Kramer D8/356
- D529,225 S * 9/2006 Rich D27/142
- D563,041 S * 2/2008 Luo D27/161

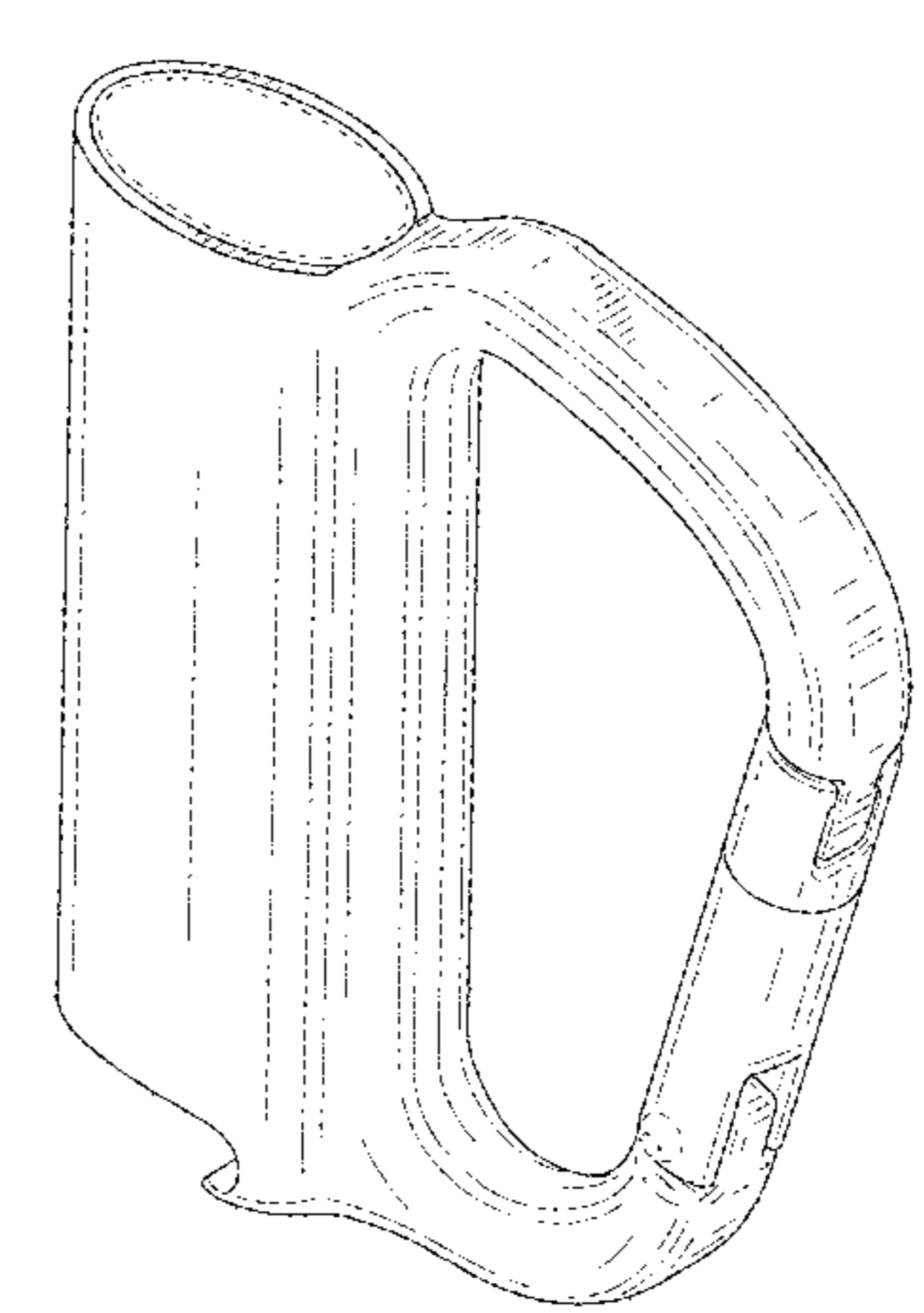
(Continued)

Primary Examiner — Brandon M Rosati
Assistant Examiner — Marissa J Cash
(74) *Attorney, Agent, or Firm* — Francis Law Firm, PLLC; James M. Francis

(57) **CLAIM**
We claim the ornamental design for a cigarette lighter holder carabiner, as shown and described.

DESCRIPTION
FIG. 1 is a left side anterior perspective view of a cigarette lighter carabiner.
FIG. 2 is a left side view of a cigarette lighter holder carabiner.
FIG. 3 is a right side view of a cigarette lighter holder carabiner.
FIG. 4 is an anterior view of a cigarette lighter holder carabiner.
FIG. 5 is a posterior view of a cigarette lighter holder carabiner.
FIG. 6 is a top view of a cigarette lighter holder carabiner; and,
FIG. 7 is a bottom view of a cigarette lighter holder carabiner.
The broken lines shown in FIGS. 1-4 and 6-7 are for the purpose of illustrating portions of the cigarette lighter holder carabiner that form no part of the claimed design.

1 Claim, 5 Drawing Sheets



(56)

References Cited

U.S. PATENT DOCUMENTS

D565,790 S * 4/2008 Eisman D27/161
 D566,889 S * 4/2008 Luo D27/161
 D586,953 S * 2/2009 Riggio D27/125
 D616,178 S * 5/2010 Baggenstos D27/102
 D617,495 S * 6/2010 LoRe D27/172
 D617,942 S * 6/2010 LoRe D27/172
 D622,574 S * 8/2010 Garcia D8/105
 D631,191 S * 1/2011 Luo D27/161
 D636,119 S * 4/2011 Worlock D27/161
 D651,337 S * 12/2011 Bryman D27/172
 D661,015 S * 5/2012 Logue D27/172
 D663,892 S * 7/2012 Arcos Bellvehi D27/172
 D693,207 S * 11/2013 Petzl D8/356
 D713,712 S * 9/2014 Beversluis D8/396
 D734,537 S * 7/2015 Farley D27/183
 D735,559 S * 8/2015 Liang D8/356
 D735,935 S * 8/2015 Burrell D27/183
 D736,604 S * 8/2015 Fischer D8/356
 D745,375 S * 12/2015 Gobbi D8/356

D749,262 S * 2/2016 Schoenfeld A47G 19/2205
 D27/163
 D752,806 S * 3/2016 Barton D27/161
 D758,307 S * 6/2016 Stump D13/108
 D764,899 S * 8/2016 Petzl D8/356
 D779,721 S * 2/2017 Tsai D27/144
 D783,201 S * 4/2017 Pierce D27/161
 D785,317 S * 5/2017 Grossman D3/208
 D786,655 S * 5/2017 Petzl D8/356
 D790,128 S * 6/2017 Khoury D27/183
 D791,402 S * 7/2017 Malhi D27/195
 D799,300 S * 10/2017 Chang D8/105
 D801,579 S * 10/2017 Nyaggah D27/183
 D806,946 S * 1/2018 Deahj D27/172
 2005/0051183 A1 * 3/2005 Coulthard A24F 13/18
 131/256
 2005/0236005 A1 * 10/2005 Bears A24F 15/18
 131/235.1
 2009/0145448 A1 * 6/2009 Worlock A24F 13/18
 131/185
 2016/0363159 A1 * 12/2016 Yeh F16B 45/02

* cited by examiner

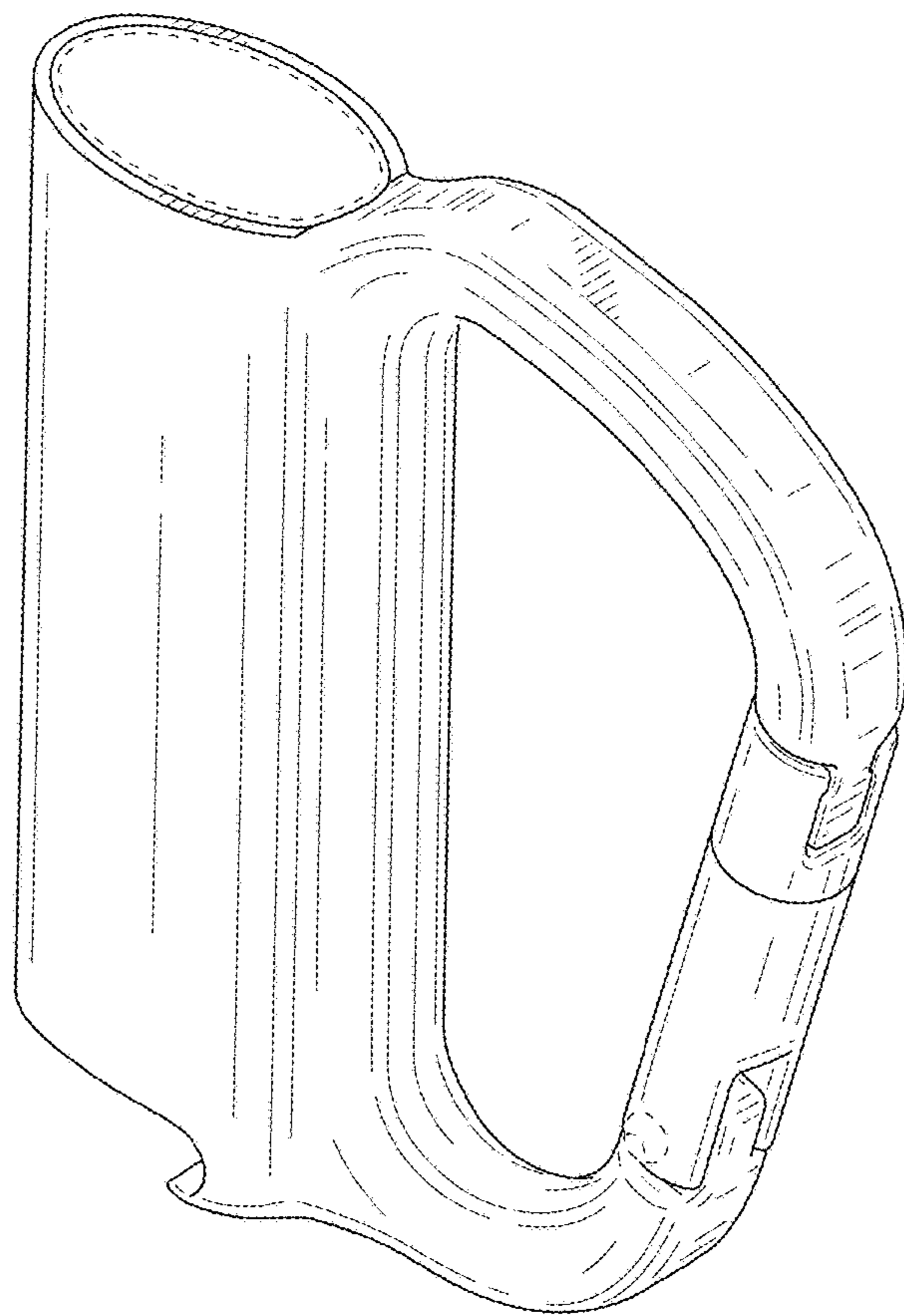


FIG. 1

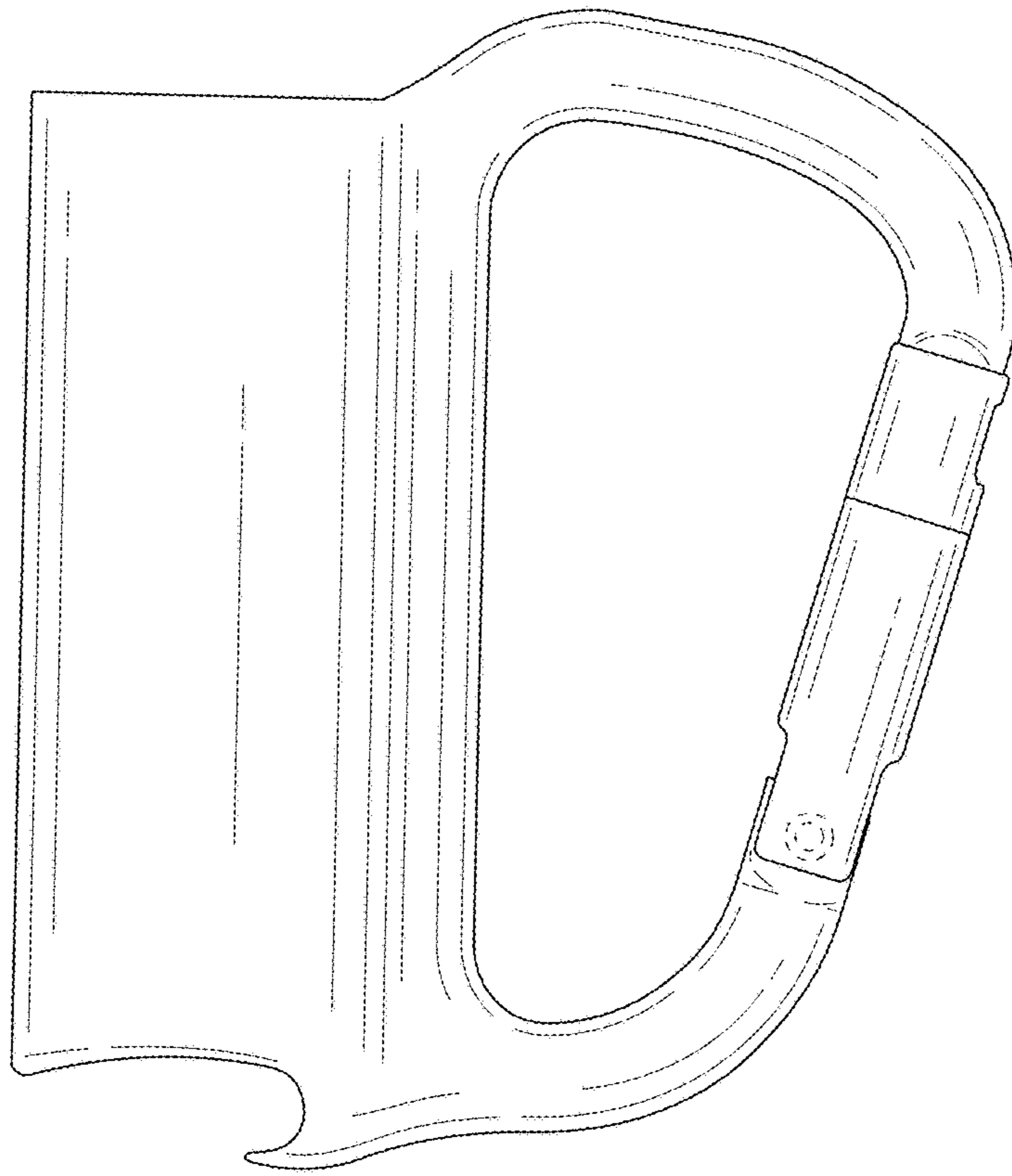


FIG. 2

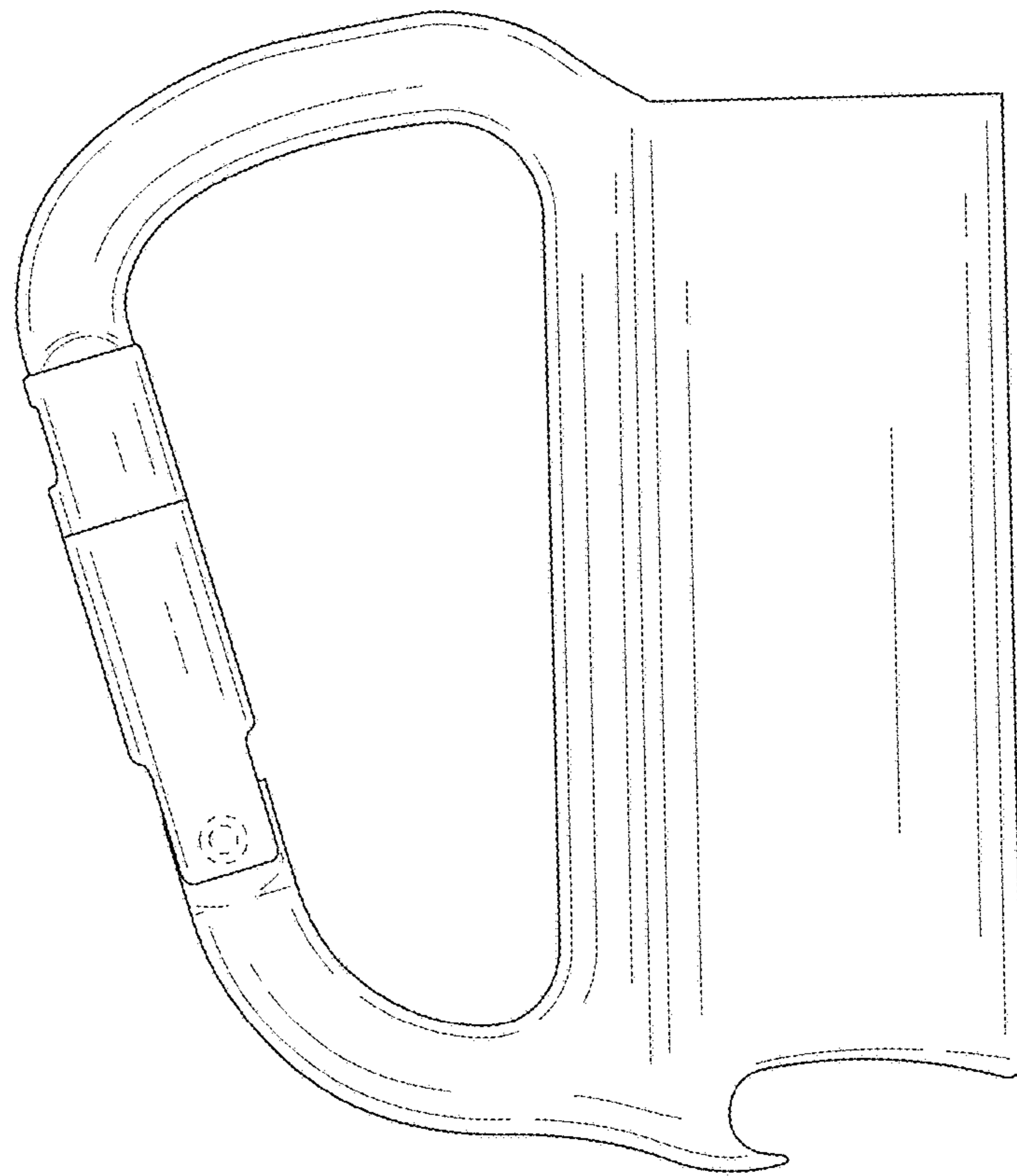


FIG. 3

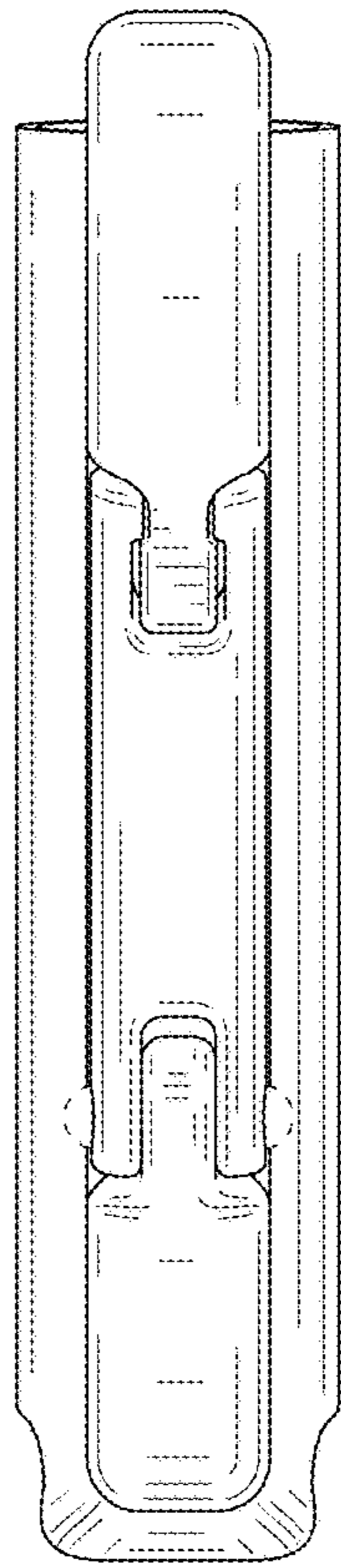


FIG. 4




FIG. 5

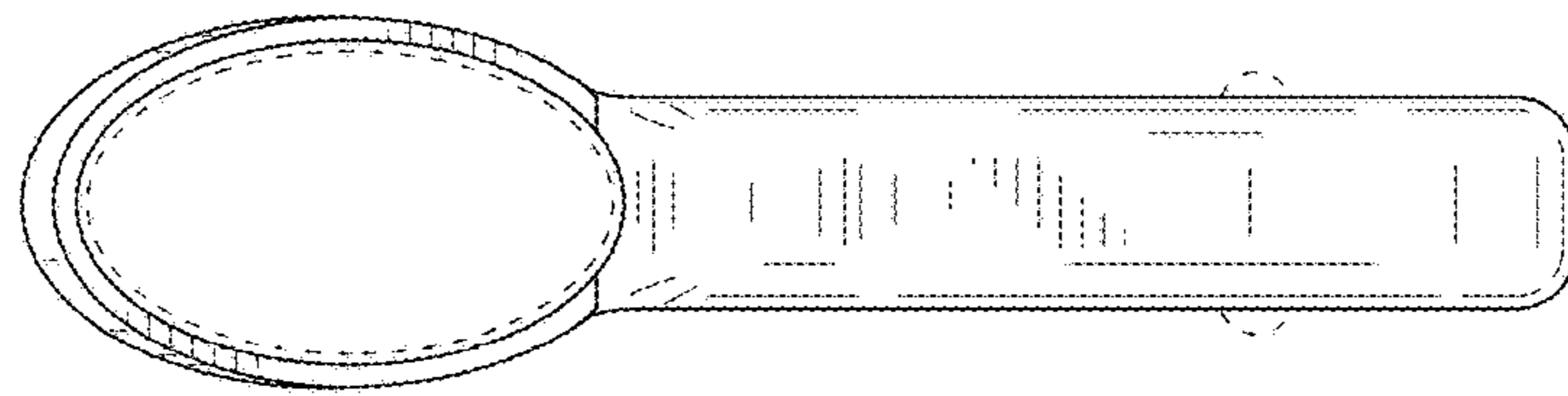


FIG. 6

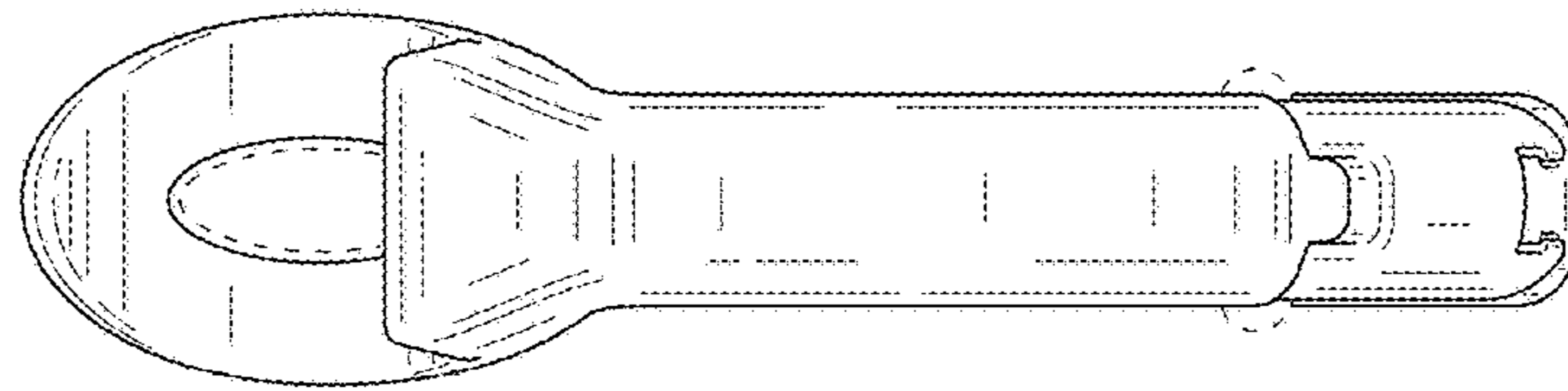


FIG. 7