



US00D846788S

(12) **United States Design Patent** (10) **Patent No.:** **US D846,788 S**  
**Farresin et al.** (45) **Date of Patent:** **\*\* Apr. 23, 2019**

(54) **WALL LAMP**  
 (71) Applicant: **FLOS S.P.A.**, Bovezzo, Brescia (IT)  
 (72) Inventors: **Simone Farresin**, Bovezzo (IT);  
**Andrea Trimarchi**, Bovezzo (IT)  
 (73) Assignee: **FLOS S.p.A.**, Bovezzo (IT)  
 (\*\*) Term: **15 Years**  
 (21) Appl. No.: **35/504,238**

D556,078 S \* 11/2007 Schrimmer ..... D11/3  
 D590,530 S \* 4/2009 Tsai ..... D26/51  
 D590,977 S \* 4/2009 Mullen ..... D26/62  
 D643,563 S \* 8/2011 Gilad ..... D26/87  
 D643,564 S \* 8/2011 Gilad ..... D26/87  
 D643,565 S \* 8/2011 Gilad ..... D26/87  
 D666,762 S \* 9/2012 Gilad ..... D26/87  
 D666,763 S \* 9/2012 Gilad ..... D26/87  
 D730,560 S \* 5/2015 Tran ..... D26/85  
 D764,080 S \* 8/2016 Enright ..... D26/25  
 D774,236 S \* 12/2016 Anderson ..... D26/85  
 D804,070 S \* 11/2017 Mishap ..... D26/43  
 D828,587 S \* 9/2018 Kelly ..... D26/25

\* cited by examiner

(22) Filed: **Sep. 28, 2017**

(80) **Hague Agreement Data**

Int. Filing Date: **Sep. 28, 2017**  
 Int. Reg. No.: **DM/098958**  
 Int. Reg. Date: **Sep. 28, 2017**  
 Int. Reg. Pub. Date: **Dec. 29, 2017**

*Primary Examiner* — Natasha Vujcic

(74) *Attorney, Agent, or Firm* — Thomas | Horstemeyer, LLP

(30) **Foreign Application Priority Data**

Mar. 31, 2017 (IT) ..... 402017000035694

(51) **LOC (11) Cl.** ..... **26-04**

(52) **U.S. Cl.**  
USPC ..... **D26/87**

(58) **Field of Classification Search**

USPC ..... D26/76, 78–83, 85, 86, 87, 88, 90, 93,  
 D26/111, 113, 118, 119, 120, 121, 122,  
 D26/138, 139, 140, 141, 142, 152  
 CPC ..... F21S 2/00; F21S 4/00; F21S 4/003; F21S  
 4/005; F21S 4/006; F21S 4/007; F21S  
 4/008; F21S 6/00; F21S 8/00; F21S  
 8/024; F21S 8/026; F21S 8/031; F21S  
 8/033; F21S 8/035–8/037; F21S 8/04;  
 F21S 8/043; F21S 8/063

See application file for complete search history.

(56) **References Cited**

**U.S. PATENT DOCUMENTS**

D450,396 S \* 11/2001 Chang ..... D26/25  
 D482,806 S \* 11/2003 Lofton ..... D26/25

(57) **CLAIM**

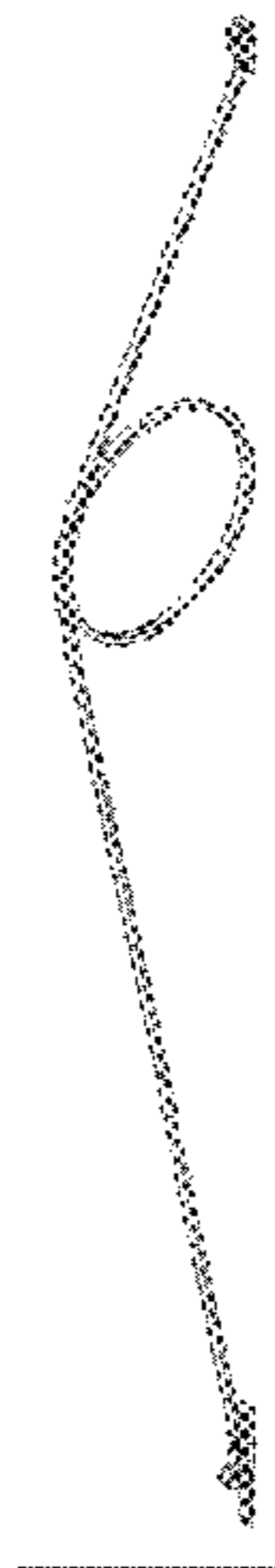
The ornamental design for a wall lamp, as shown and described.

**DESCRIPTION**


1. Wall lamp
- 1.1 is a front perspective view.
- 1.2 is a front view.
- 1.3 is a rear view.
- 1.4 is a top view.
- 1.5 is a bottom view.
- 1.6 is a right side view.
- 1.7 is a left side view.

The model consists of a wall lamp; the lamp comprises a flexible band to be joined to the wall in an upper point and a lower point; moreover the lamp comprises a light diffuser having a circular shape; the light source is housed into the light diffuser; the light diffuser is put between the circular bend and the wall and rests in its position due to the action of the formed band.


**1 Claim, 7 Drawing Sheets**




1.1



1.2

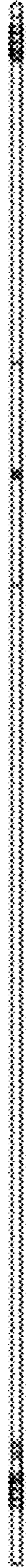




1.4



1.5



1.6



1.7

