



US00D846779S

(12) **United States Design Patent** (10) **Patent No.:** **US D846,779 S**
Hwang et al. (45) **Date of Patent:** **** Apr. 23, 2019**

(54) **REAR COMBINATION LAMP FOR A VEHICLE**

8/033; F21S 8/035-8/037; F21S 8/04; F21S 8/043; F21S 8/063

See application file for complete search history.

(71) Applicants: **HYUNDAI MOTOR COMPANY**, Seoul (KR); **KIA MOTORS CORPORATION**, Seoul (KR)

(56) **References Cited**

U.S. PATENT DOCUMENTS

(72) Inventors: **Jae-Jin Hwang**, Incheon (KR); **Myung-Jin Jung**, Hwaseong-si (KR)

D602,616 S *	10/2009	Okamura	D26/28
D720,871 S *	1/2015	Lim	D26/28
D720,872 S *	1/2015	Lim	D26/28
D740,976 S *	10/2015	Ko	D26/28
D755,420 S *	5/2016	Ko	D26/28
D756,003 S *	5/2016	Kong	D26/28
D760,410 S *	6/2016	Arroba	D26/28
D763,487 S *	8/2016	Kwon	D26/28
D777,957 S *	1/2017	Ha	D26/28
D803,435 S *	11/2017	Cotner	D26/28

(73) Assignees: **Hyundai Motor Company**, Seoul (KR); **Kia Motors Corporation**, Seoul (KR)

(Continued)

(**) Term: **15 Years**

Primary Examiner — Natasha Vujcic

(21) Appl. No.: **35/504,149**

(74) *Attorney, Agent, or Firm* — Mintz Levin Cohn Ferris Glovsky and Popeo, P.C.; Kongsik Kim

(22) Filed: **Nov. 21, 2017**

(80) **Hague Agreement Data**

Int. Filing Date: **Nov. 21, 2017**

Int. Reg. No.: **DM/098721**

Int. Reg. Date: **Nov. 21, 2017**

Int. Reg. Pub. Date: **Dec. 15, 2017**

(57) **CLAIM**

The ornamental design for a rear combination lamp for a vehicle, as shown and described.

(30) **Foreign Application Priority Data**

Jul. 17, 2017 (KR) 30-2017-0032764

(51) **LOC (11) Cl.** **26-06**

(52) **U.S. Cl.**
USPC **D26/28**


(58) **Field of Classification Search**
USPC ... D26/3, 28, 76, 78, 79, 80, 81, 82, 83, 85, D26/86, 88, 90, 93, 111, 113, 118, 119, D26/120, 121, 122, 138, 139, 140, 141, D26/142, 152
CPC F21S 2/00; F21S 4/00; F21S 4/003; F21S 4/005; F21S 4/006; F21S 4/007; F21S 4/008; F21S 6/00; F21S 8/00; F21S 8/024; F21S 8/026; F21S 8/031; F21S

DESCRIPTION

- 1. Rear combination lamp for a vehicle
- 1.1 : Perspective
- 1.2 : Front
- 1.3 : Back
- 1.4 : Left
- 1.5 : Right
- 1.6 : Top
- 1.7 : Bottom

1.1 is a front and left side perspective view of a rear combination lamp for a vehicle showing our new design; 1.2 is a front elevation view thereof; 1.3 is a rear elevation view thereof; 1.4 is a left side elevation view thereof; 1.5 is a right side elevation view thereof; 1.6 is a top plan view thereof; and 1.7 is bottom plan view thereof.

1 Claim, 7 Drawing Sheets



(56)


References Cited

U.S. PATENT DOCUMENTS

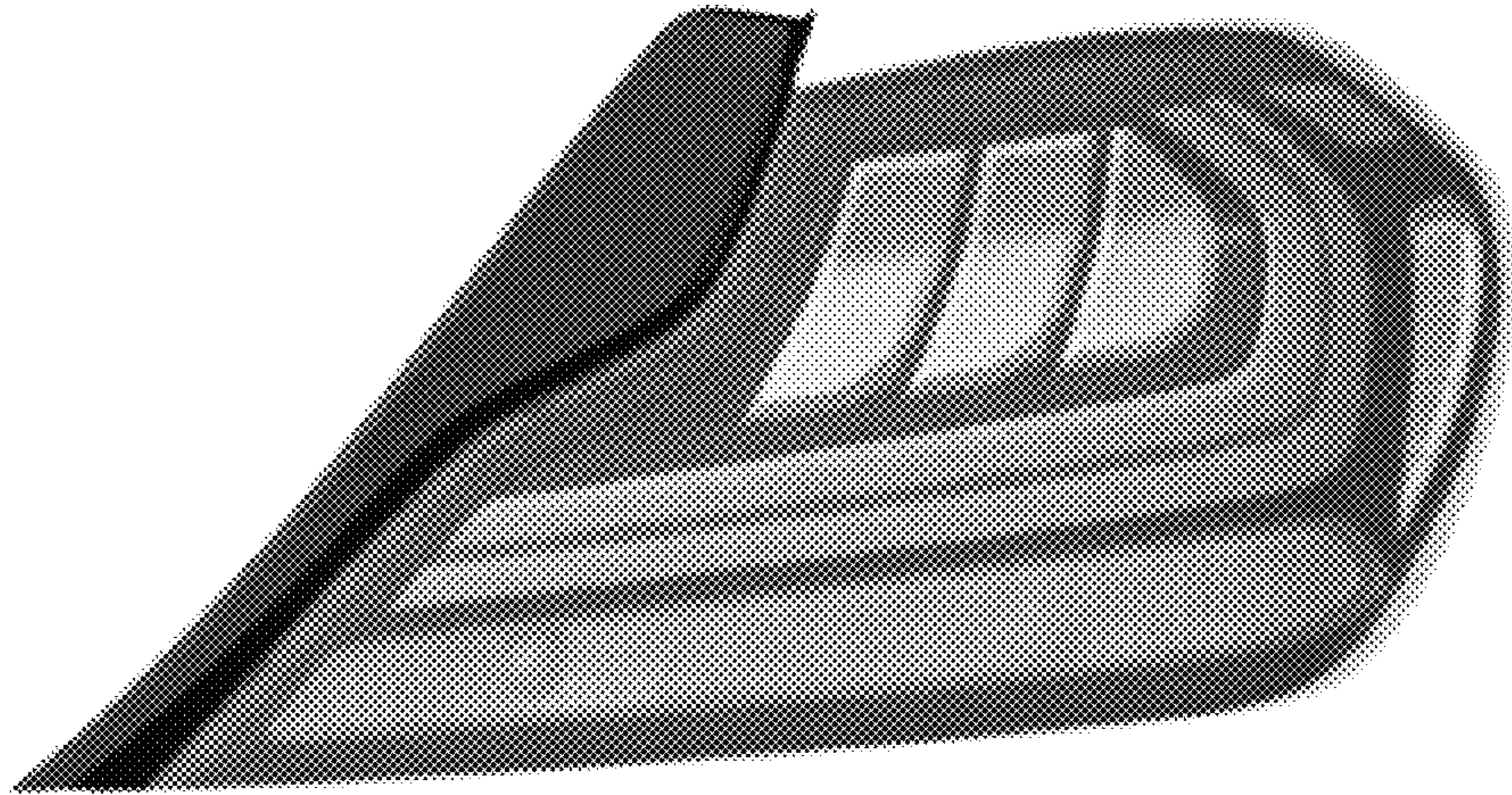
D814,081 S	*	3/2018	Ha	D26/28
D815,766 S	*	4/2018	Park	D26/28
D829,948 S	*	10/2018	Jung	D26/28
D829,949 S	*	10/2018	Jung	D26/28

* cited by examiner

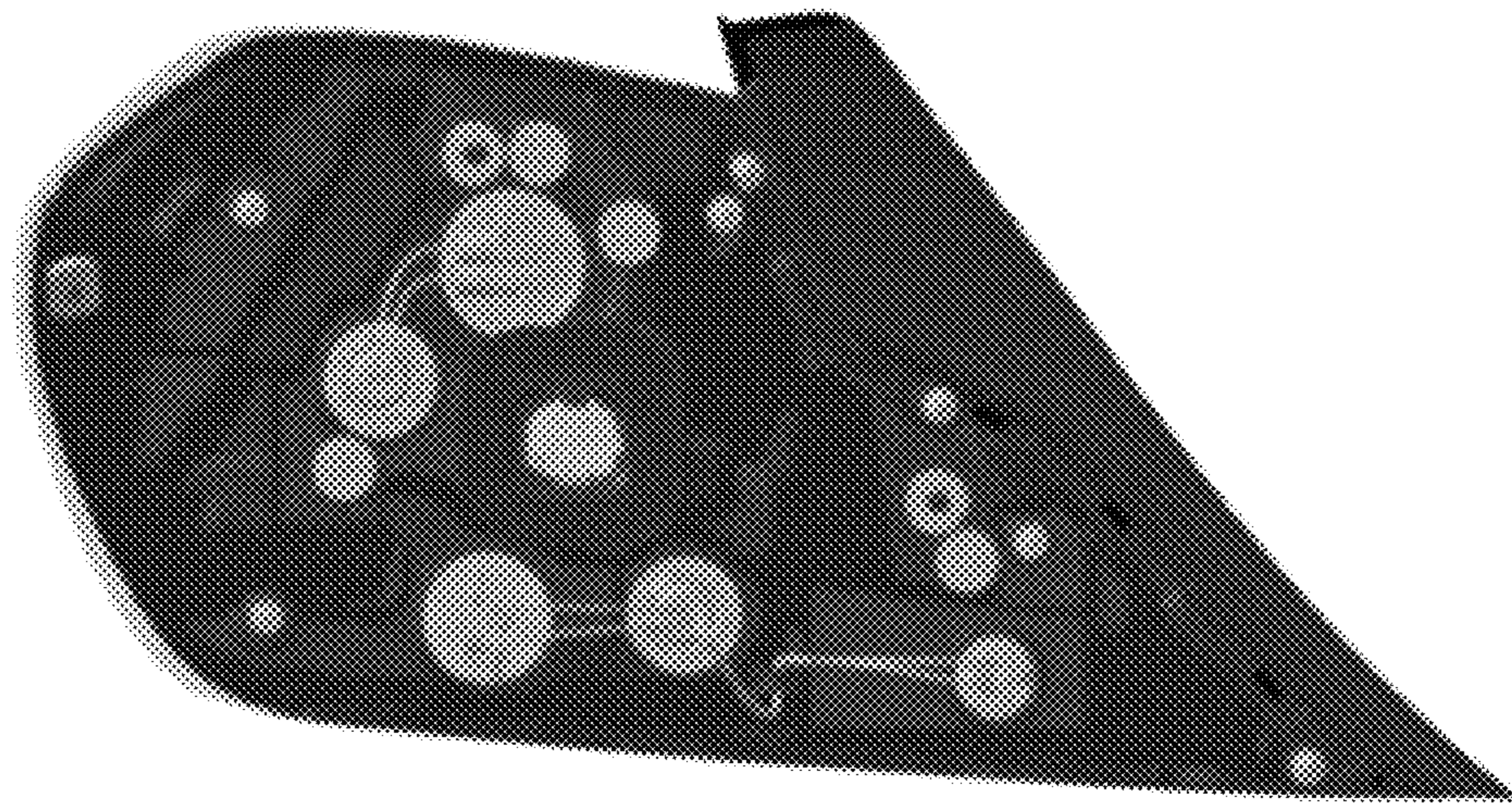
1.1




1.2




1.3




1.4



1.5



1.6



1.7

