

US00D846774S

(12) **United States Design Patent**
Keskin

(10) **Patent No.:** **US D846,774 S**

(45) **Date of Patent:** **** Apr. 23, 2019**

(54) **VEHICLE TAIL LIGHT**

(71) Applicant: **Volvo Car Corporation**, Gothenburg (SE)

(72) Inventor: **Berk Keskin**, Gothenburg (SE)

(73) Assignee: **VOLVO CAR CORPORATION**, Gothenburg (SE)

(**) Term: **15 Years**

(21) Appl. No.: **29/622,958**

(22) Filed: **Oct. 20, 2017**

(30) **Foreign Application Priority Data**

Apr. 20, 2017 (EM) 003864305-0002

(51) **LOC (11) Cl.** **26-06**

(52) **U.S. Cl.**
USPC **D26/28**

(58) **Field of Classification Search**
USPC D26/28-36
CPC F21S 48/00; F21S 48/10; F21S 48/1266;
F21S 48/1388; F21S 48/2268; F21V
21/04

See application file for complete search history.

(56) **References Cited**

U.S. PATENT DOCUMENTS

D607,589 S *	1/2010	Mattin	D26/28
D691,299 S *	10/2013	Binder	D26/28
D715,471 S *	10/2014	Nagasaka	D26/28
D740,464 S *	10/2015	Park	D26/28
D748,827 S *	2/2016	Katou	D26/28
D751,231 S *	3/2016	Beaven	D26/28
D760,409 S *	6/2016	Arroba	D26/28

D761,457 S *	7/2016	Davidson	D26/28
D796,711 S *	9/2017	Matsumoto	D26/28
D797,331 S *	9/2017	Kanasugi	D26/28
D797,965 S *	9/2017	Matsumoto	D26/28
D812,266 S *	3/2018	Keskin	D26/28
D812,270 S *	3/2018	Minamiyama	D26/28
D812,271 S *	3/2018	Katagiri	D26/28
D812,792 S *	3/2018	Jae	D26/28
D824,058 S *	7/2018	Hong	D26/28

* cited by examiner

Primary Examiner — Mark A Goodwin

Assistant Examiner — Benjamin M Weeks

(74) *Attorney, Agent, or Firm* — Snyder, Clark, Lesch & Chung, LLP

(57) **CLAIM**

The ornamental design of a vehicle tail light, as shown in the figures and described.

DESCRIPTION

FIG. 1 is a front view of a vehicle tail light illustrating the design of the present invention;

FIG. 2 is a front-left perspective view of the vehicle tail light of FIG. 1;

FIG. 3 is a left-side view of the vehicle tail light of FIG. 1;

FIG. 4 is a back view of the vehicle tail light of FIG. 1;

FIG. 5 is a right-side view of the vehicle tail light of FIG. 1;

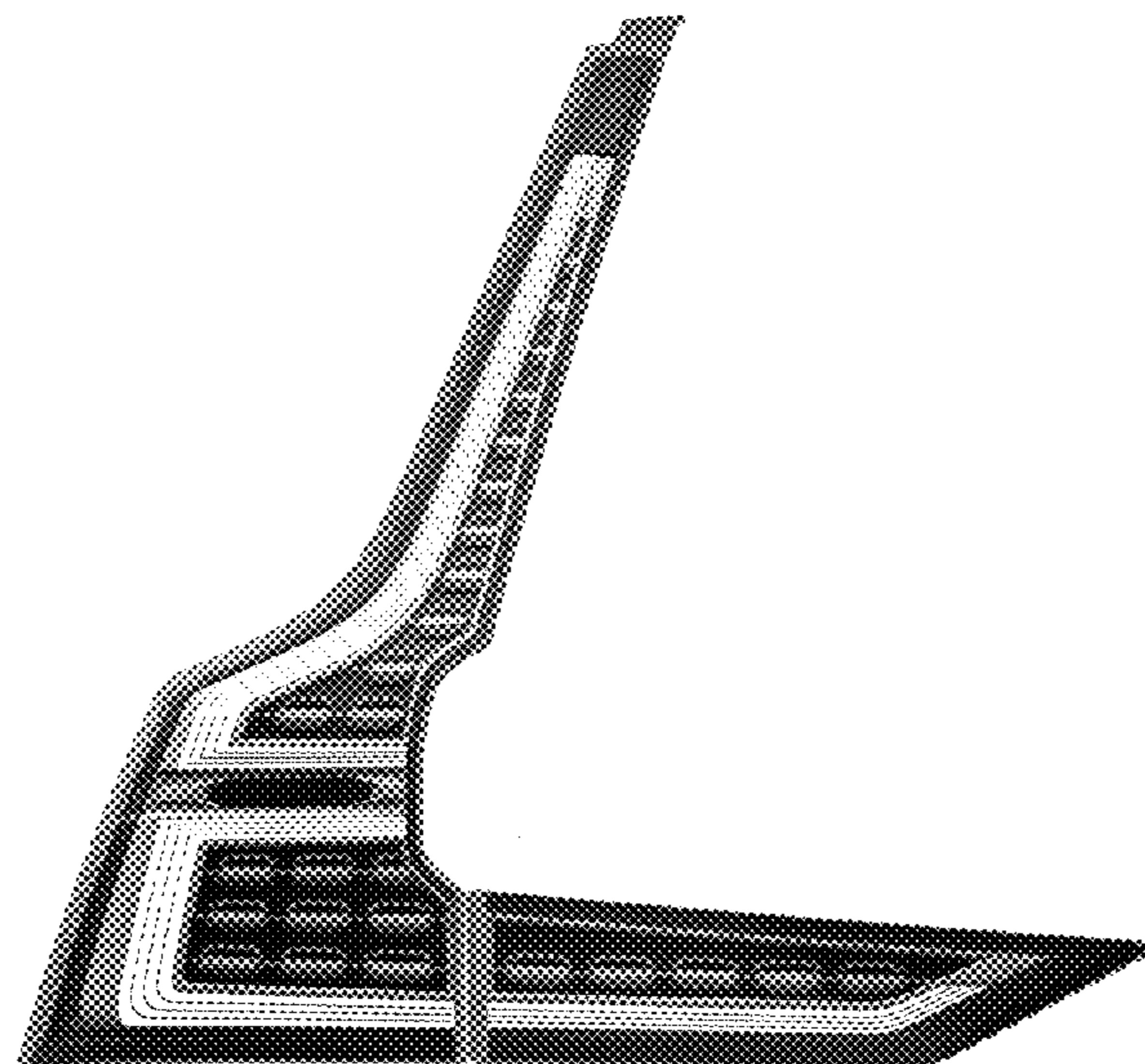
FIG. 6 is a front-right perspective view of the vehicle tail light of FIG. 1;

FIG. 7 is a top view of the vehicle tail light of FIG. 1; and,

FIG. 8 is a bottom view of the vehicle tail light of FIG. 1.

In the figures, shading represents contour and not any particular color. Structure and elements that are not part of the claimed design are represented in the figures by broken lines.

1 Claim, 8 Drawing Sheets



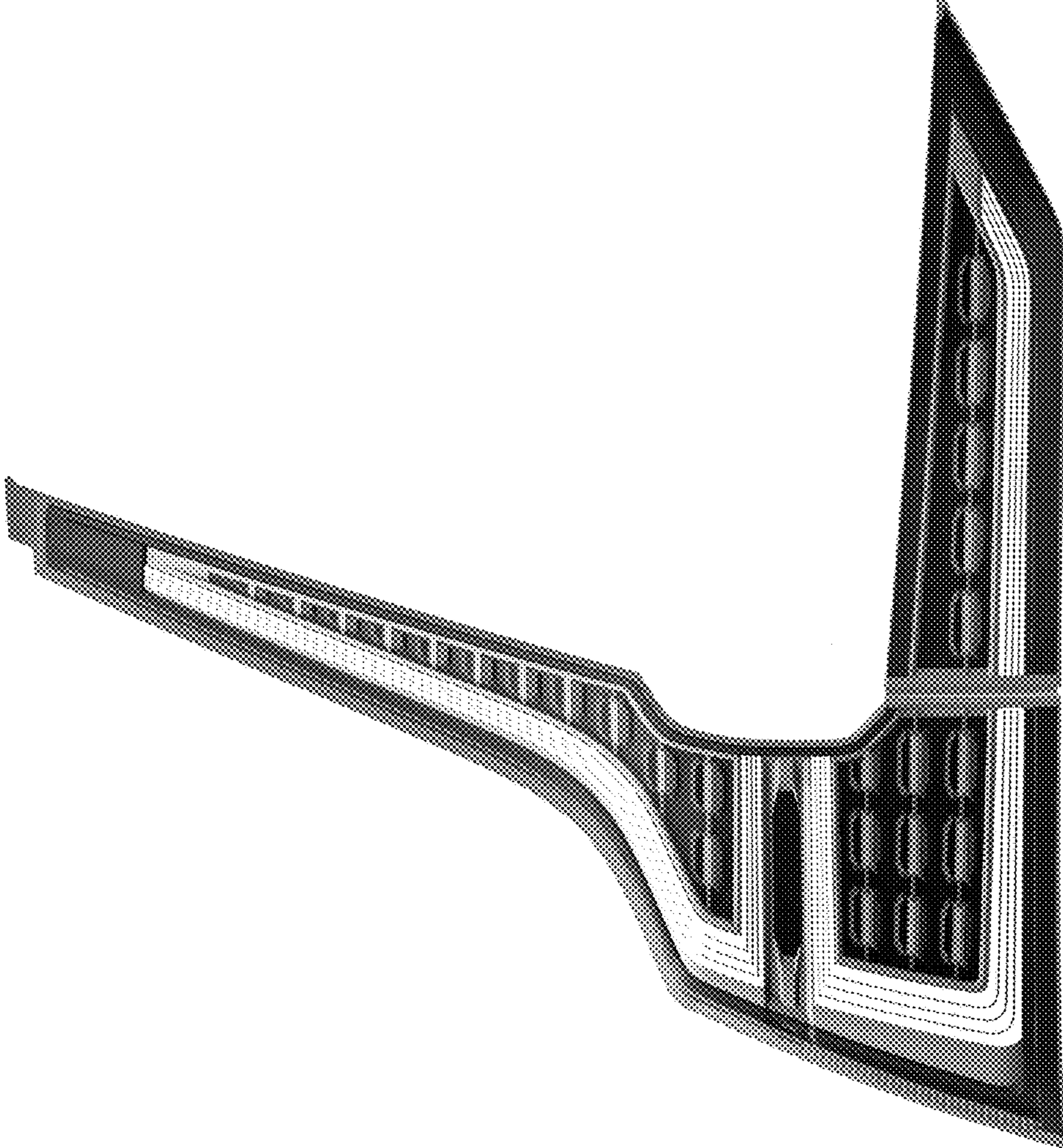


FIG. 1




FIG. 2




FIG. 3

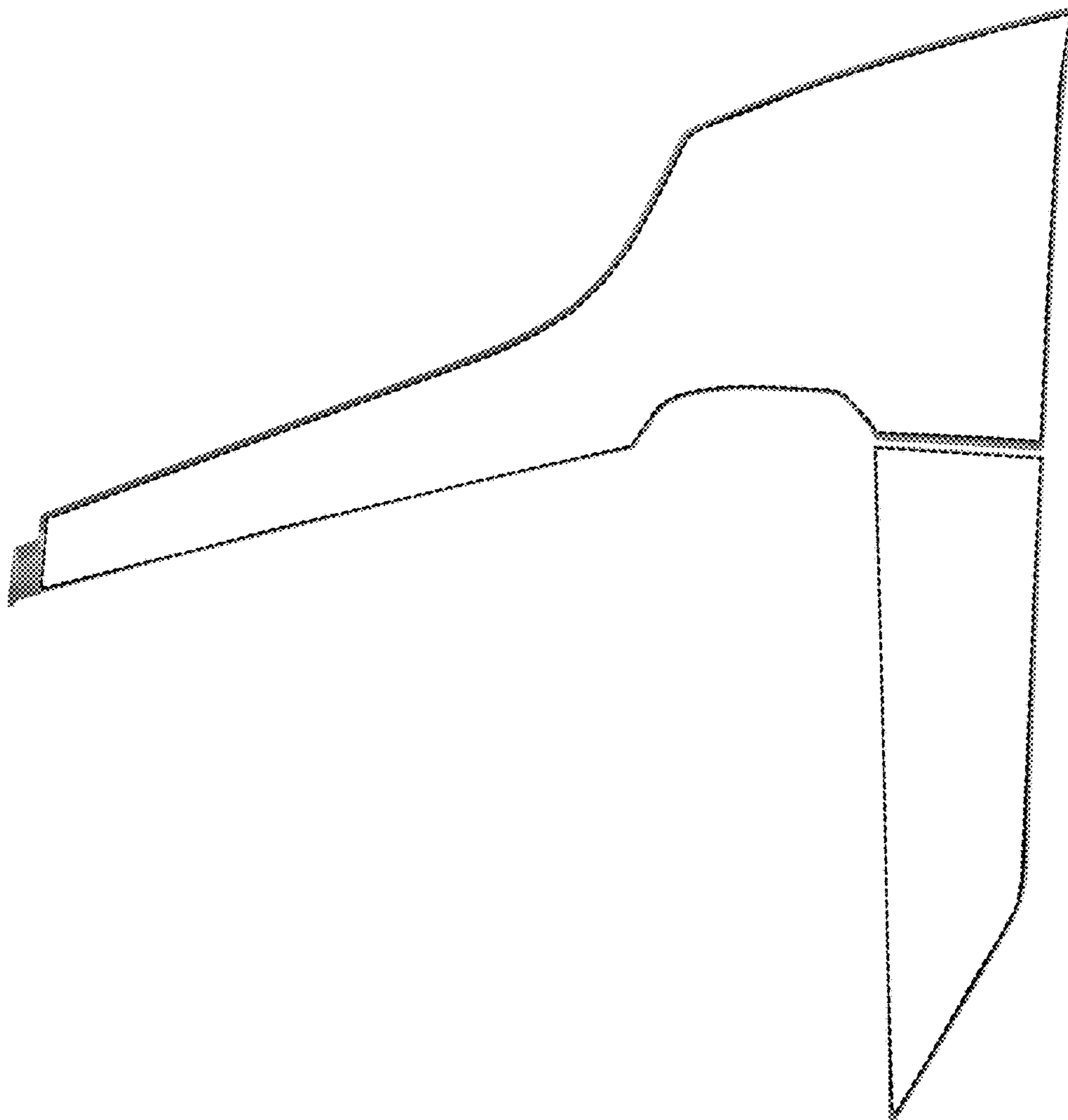


FIG. 4

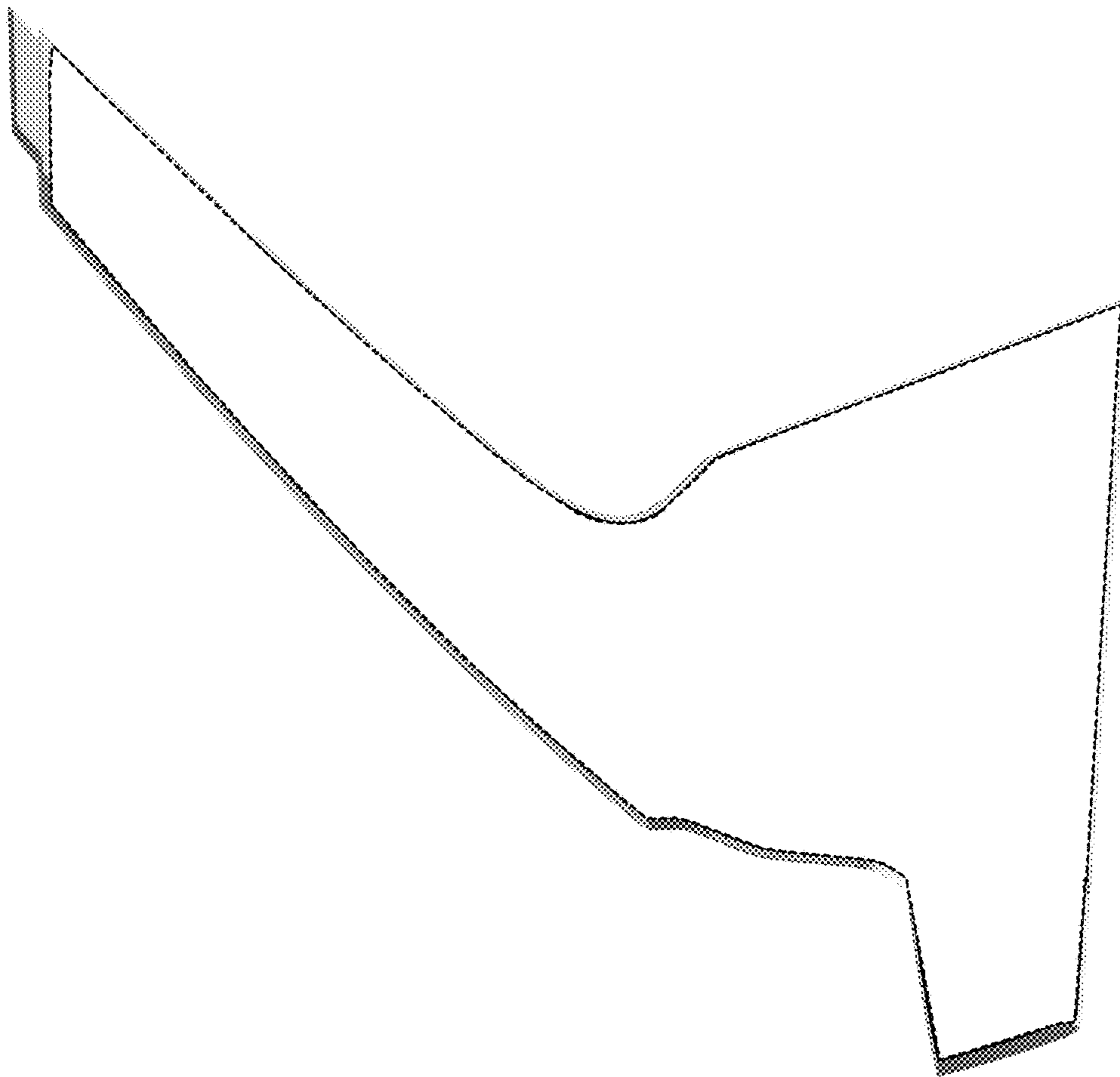


FIG. 5

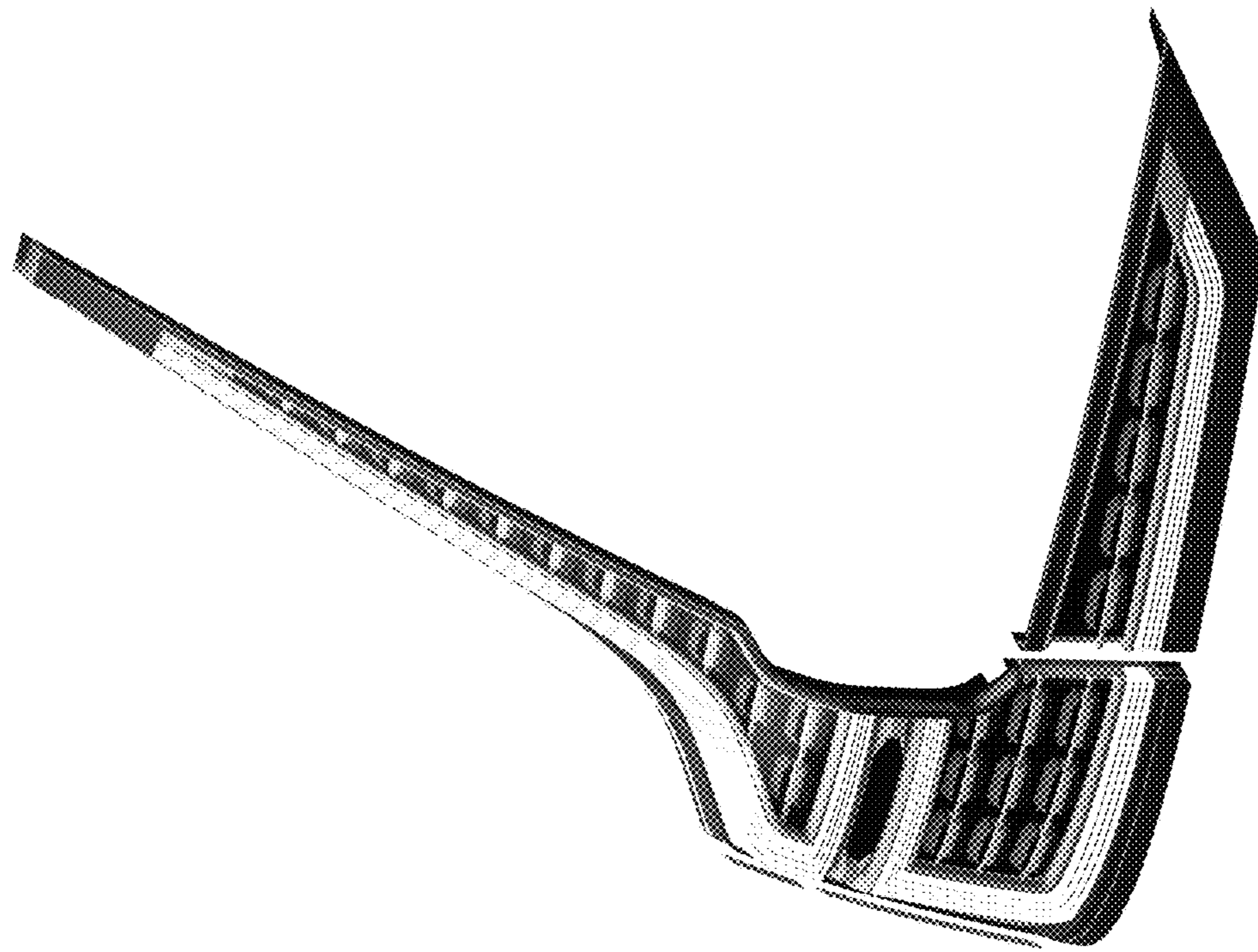


FIG. 6



FIG. 7

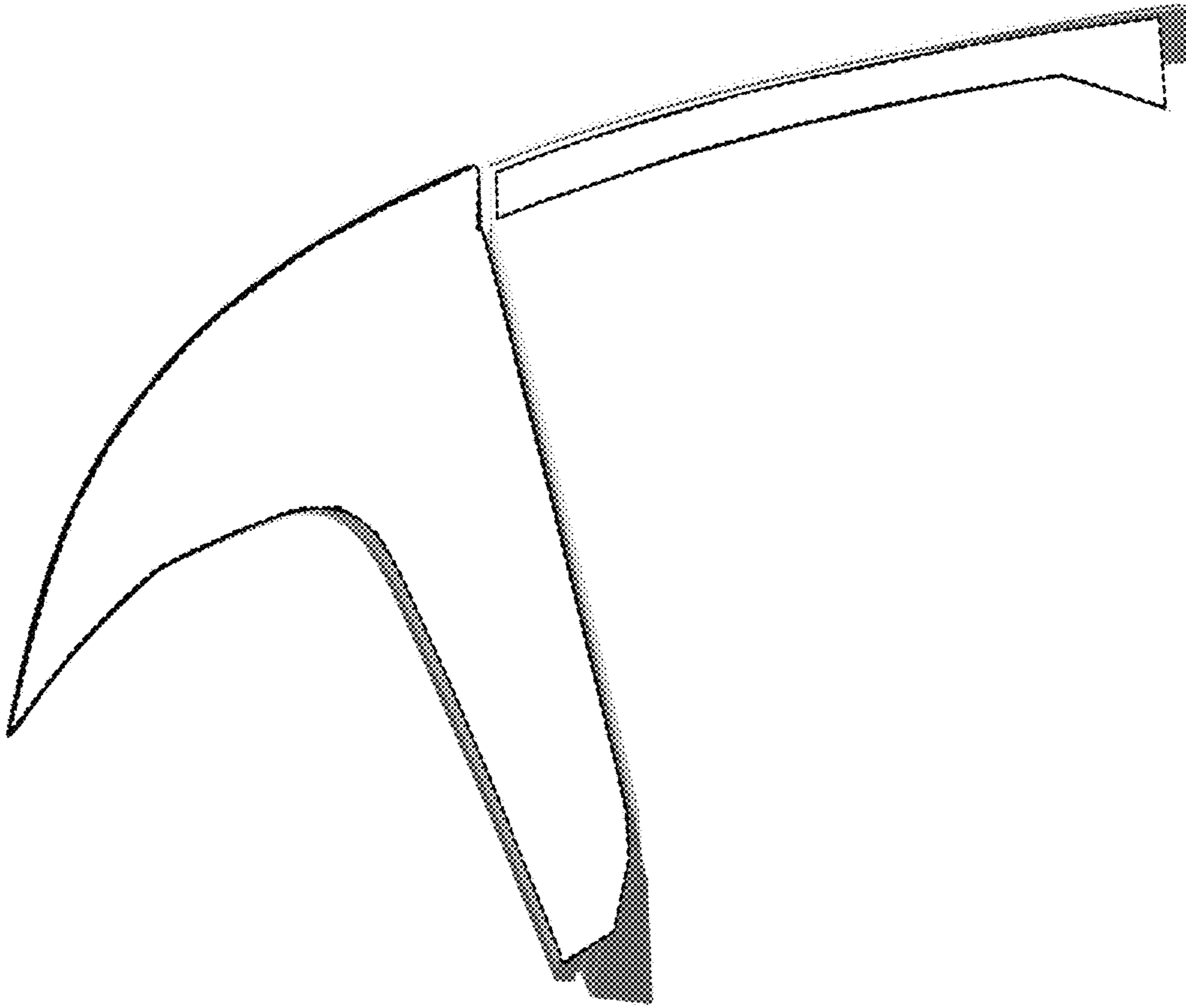


FIG. 8