



US00D846768S

(12) **United States Design Patent**
Thomas

(10) **Patent No.:** **US D846,768 S**
(45) **Date of Patent:** **** Apr. 23, 2019**

(54) **TAIL LIGHT**

D569,015 S * 5/2008 Tsukui D26/28

(71) Applicant: **Jaguar Land Rover Limited**, Whitley,
Coventry (GB)

* cited by examiner

(72) Inventor: **Gareth Thomas**, Coventry (GB)

Primary Examiner — Marcus A Jackson

(73) Assignee: **Jaguar Land Rover Limited**, Whitley,
Coventry (GB)

(74) *Attorney, Agent, or Firm* — Wood Herron & Evans
LLP

(**) Term: **15 Years**

(21) Appl. No.: **29/603,610**

(22) Filed: **May 11, 2017**

(57) **CLAIM**

The ornamental design for a tail light, as shown and
described.

(30) **Foreign Application Priority Data**

DESCRIPTION

Nov. 11, 2016 (EM) 003459551-0001
Nov. 13, 2016 (EM) 003461136-0005
Nov. 13, 2016 (EM) 003461136-0007
Nov. 13, 2016 (EM) 003461136-0009

FIG. 1 is a front right perspective view of a tail light for a
vehicle according to the present invention.

FIG. 2 is a front left perspective view of the tail light shown
in FIG. 1.

FIG. 3 is a rear left perspective view thereof.

FIG. 4 is a rear right perspective view thereof.

FIG. 5 is a front view thereof.

FIG. 6 is a rear view thereof.

FIG. 7 is a right side view thereof.

FIG. 8 is a left side view thereof.

FIG. 9 is a top view thereof; and,

FIG. 10 is a front right perspective view of the tail light
shown in FIGS. 1-9, mounted on a vehicle, with the vehicle
shown in de-emphasized and half-tone portions so as to
illustrate environmental structure. These portions form no
part of the claimed invention. More particularly, in FIG. 10,
the inventive tail light is shown within the broken line, and
the elements shown outside of the broken line form no part
of the claimed invention, but are instead included to show
environmental aspects thereof.

(51) **LOC (11) Cl.** **26-06**

(52) **U.S. Cl.**
USPC **D26/28**

(58) **Field of Classification Search**
USPC D26/28-36
CPC F21S 48/00; F21S 48/10; F21S 48/115;
F21S 48/225; F21S 48/1233; F21S
48/1266; F21S 48/1388; F21S 48/2268;
F21V 21/04; B60Q 9/13; B60Q 9/135;
B60Q 9/1375

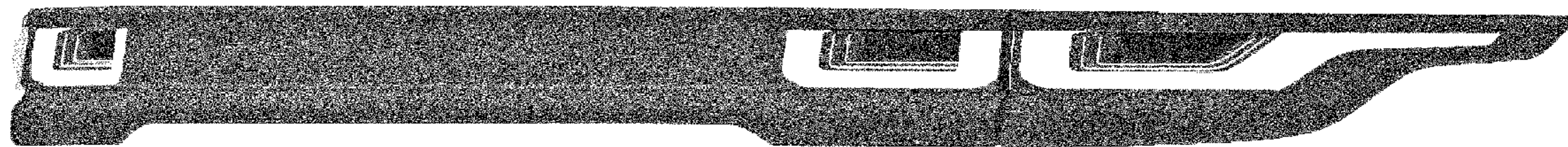
See application file for complete search history.

(56) **References Cited**

U.S. PATENT DOCUMENTS

D568,501 S * 5/2008 Nakazawa D26/28

1 Claim, 10 Drawing Sheets






FIG. 1

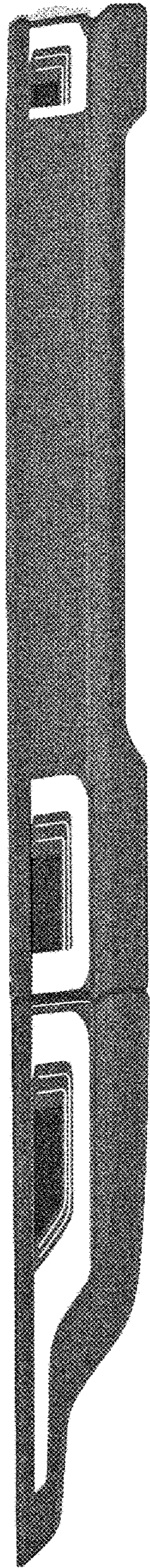


FIG. 2




FIG. 3




FIG. 4




FIG. 5




FIG. 6




FIG. 7




FIG. 8




FIG. 9

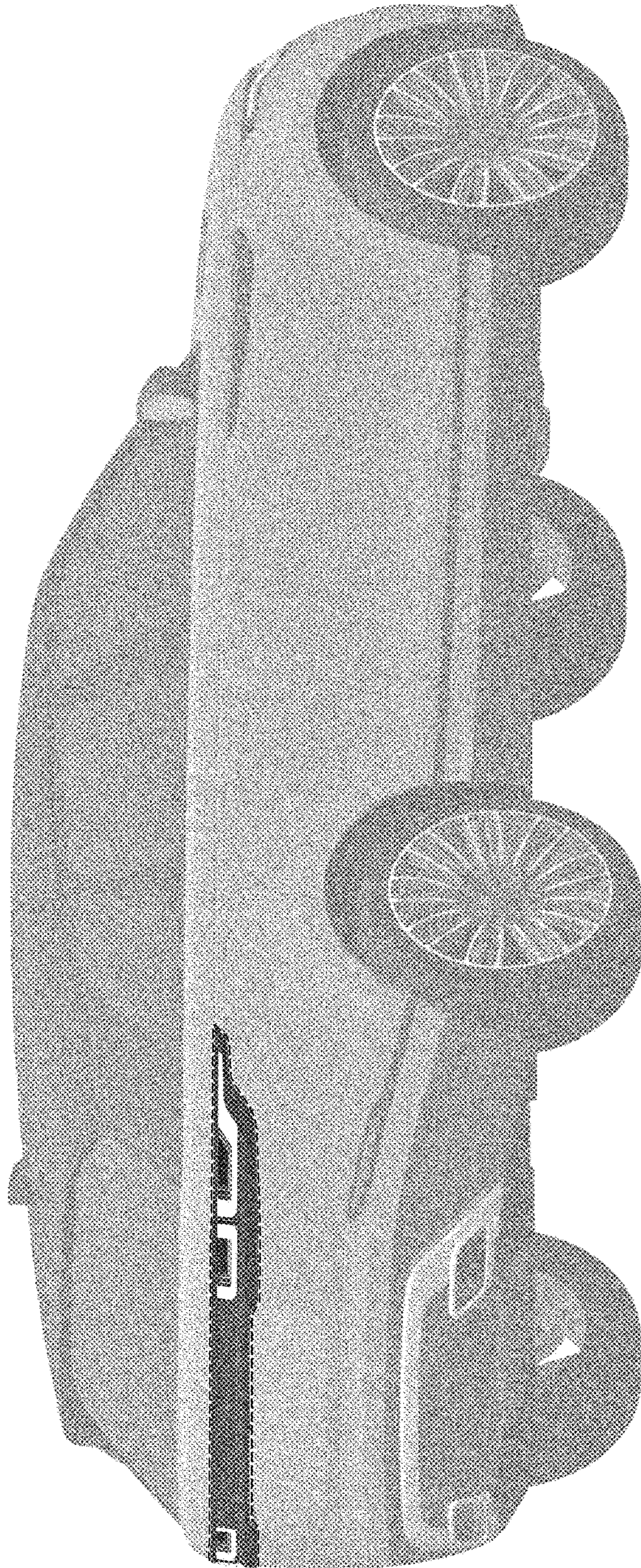


FIG. 10