



US00D846767S

(12) **United States Design Patent** (10) **Patent No.:** **US D846,767 S**  
**Thomas** (45) **Date of Patent:** **\*\* Apr. 23, 2019**

(54) **TAIL LIGHT**

(71) Applicant: **Jaguar Land Rover Limited**, Whitley, Coventry (GB)

(72) Inventor: **Gareth Thomas**, Coventry (GB)

(73) Assignee: **Jaguar Land Rover Limited**, Whitley, Coventry (GB)

(\*\*) Term: **15 Years**

(21) Appl. No.: **29/603,609**

(22) Filed: **May 11, 2017**

(30) **Foreign Application Priority Data**

Nov. 11, 2016 (EP) ..... 003459551-0001  
Nov. 13, 2016 (EP) ..... 003461136-0001  
Nov. 13, 2016 (EP) ..... 003461136-0002  
Nov. 13, 2016 (EP) ..... 003461136-0003

(51) **LOC (11) Cl.** ..... **26-06**

(52) **U.S. Cl.**  
USPC ..... **D26/28**

(58) **Field of Classification Search**  
USPC ..... D26/28-36  
CPC ..... F21S 48/00; F21S 48/10; F21S 48/115;  
F21S 48/225; F21S 48/1233; F21S  
48/1266; F21S 48/1388; F21S 48/2268;  
F21V 21/04; B60Q 9/13; B60Q 9/135;  
B60Q 9/1375

See application file for complete search history.

(56) **References Cited**

U.S. PATENT DOCUMENTS

D568,501 S \* 5/2008 Nakazawa ..... D26/28  
D569,015 S \* 5/2008 Tsukui ..... D26/28

\* cited by examiner

*Primary Examiner* — Marcus A Jackson

(74) *Attorney, Agent, or Firm* — Wood Herron & Evans LLP

(57) **CLAIM**

The ornamental design for a tail light, as shown and described.

**DESCRIPTION**

FIG. 1 is a front right perspective view of a tail light for a vehicle according to the present invention.

FIG. 2 is a front left perspective view of the tail light shown in FIG. 1.

FIG. 3 is a rear left perspective view thereof.

FIG. 4 is a rear right perspective view thereof.

FIG. 5 is a front view thereof.

FIG. 6 is a rear view thereof.

FIG. 7 is a right side view thereof.

FIG. 8 is a left side view thereof.

FIG. 9 is a top view thereof; and,

FIG. 10 is a front right perspective view of the tail light shown in FIGS. 1-9, mounted on a vehicle, with the vehicle shown in de-emphasized and half-tone portions so as to illustrate environmental structure. These portions form no part of the claimed invention. More particularly, in FIG. 10, the inventive tail light is shown within the broken line, and the elements shown outside of the broken line form no part of the claimed invention, but are instead included to show environmental aspects thereof.

**1 Claim, 10 Drawing Sheets**






FIG. 1




FIG. 2




FIG. 3




FIG. 4




FIG. 5




FIG. 6




FIG. 7



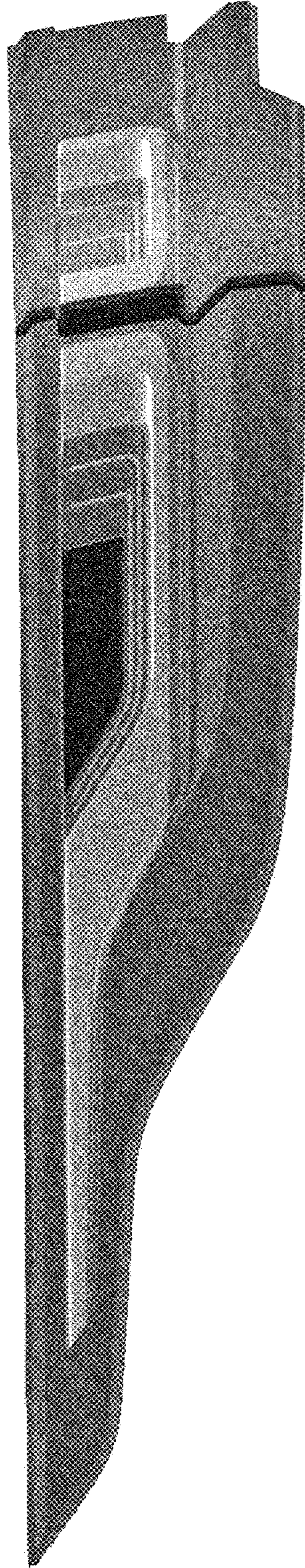


FIG. 8




FIG. 9

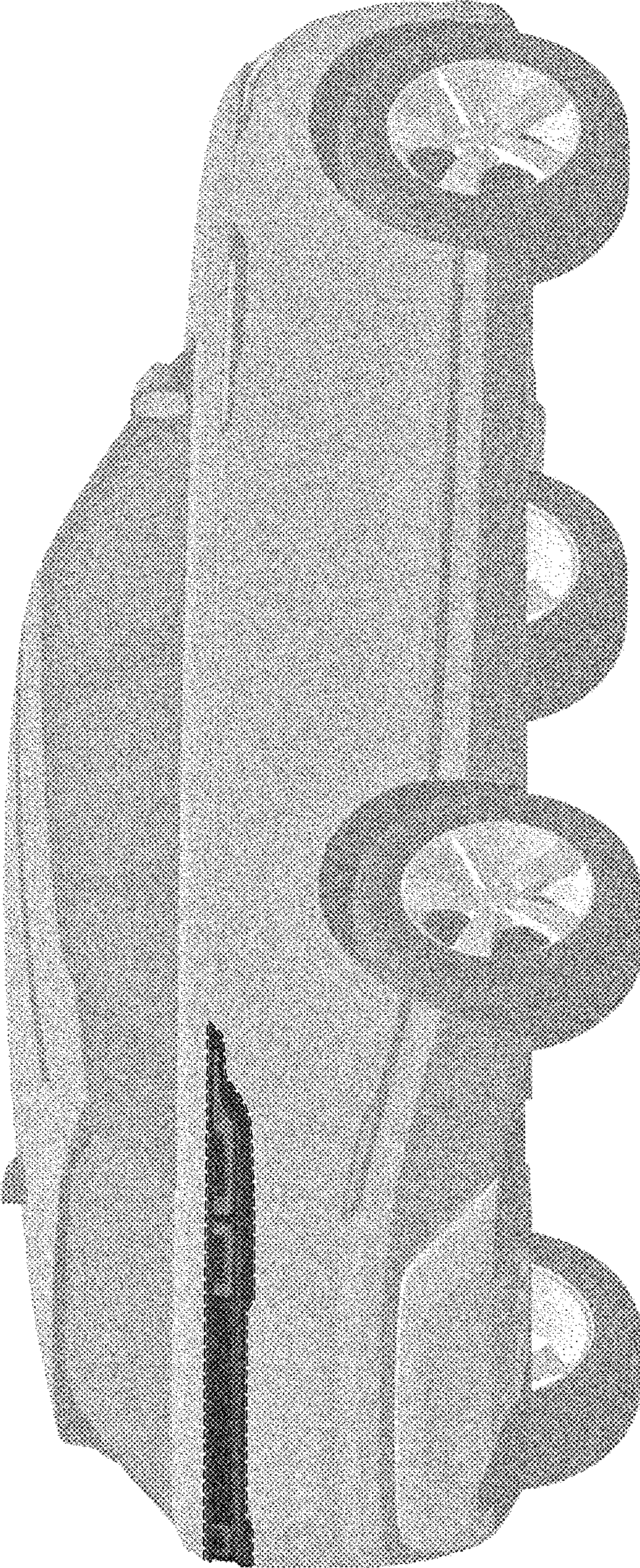


FIG. 10