



US00D846766S

(12) **United States Design Patent** (10) **Patent No.:** **US D846,766 S**  
**Thomas** (45) **Date of Patent:** **\*\* Apr. 23, 2019**

(54) **HEAD LAMP**

(71) Applicant: **Jaguar Land Rover Limited**, Whitley, Coventry (GB)

(72) Inventor: **Gareth Thomas**, Coventry (GB)

(73) Assignee: **Jaguar Land Rover Limited**, Whitley, Coventry (GB)

(\*\*) Term: **15 Years**

(21) Appl. No.: **29/603,343**

(22) Filed: **May 9, 2017**

(30) **Foreign Application Priority Data**

Nov. 11, 2016 (EP) ..... 003459510-0001  
Nov. 11, 2016 (EP) ..... 003459510-0002

(51) **LOC (11) Cl.** ..... **26-06**

(52) **U.S. Cl.**  
USPC ..... **D26/28**

(58) **Field of Classification Search**  
USPC ..... D26/28-36  
CPC ..... F21S 48/00; F21S 48/10; F21S 48/115;  
F21S 48/225; F21S 48/1233; F21S  
48/1266; F21S 48/1388; F21S 48/2268;  
F21V 21/04; B60Q 9/13; B60Q 9/135;  
B60Q 9/1375

See application file for complete search history.

(56) **References Cited**

U.S. PATENT DOCUMENTS

D710,044 S \* 7/2014 Lai ..... D26/28  
D721,196 S \* 1/2015 Lai ..... D26/28  
D757,970 S \* 5/2016 Binder ..... D26/28  
D762,314 S \* 7/2016 Luk ..... D26/28

\* cited by examiner

*Primary Examiner* — Marcus A Jackson

(74) *Attorney, Agent, or Firm* — Wood Herron & Evans LLP

(57) **CLAIM**

The ornamental design for a head lamp, as shown and described.

**DESCRIPTION**

FIG. 1 is a front left perspective view of a head lamp for a vehicle according to the present invention.

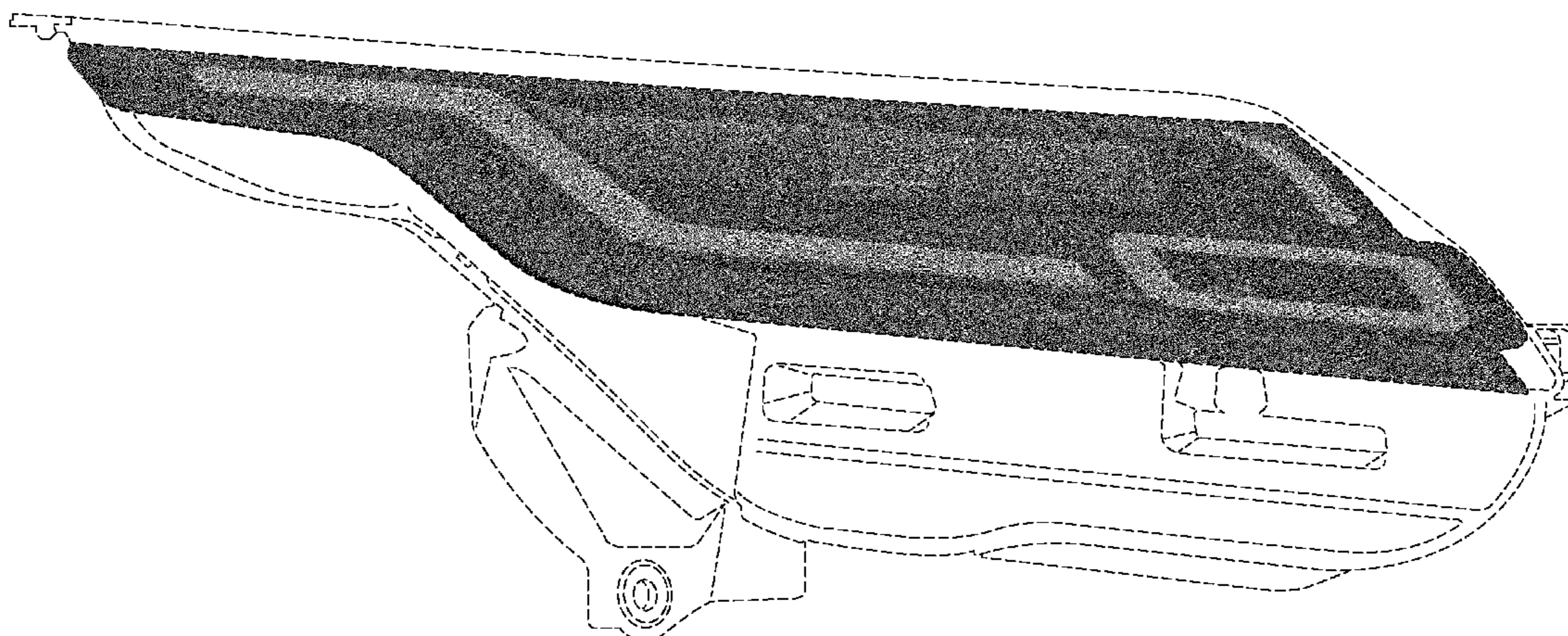
FIG. 2 is a front view of the head lamp shown in FIG. 1.

FIG. 3 is a top view thereof; and,

FIG. 4 is a front left perspective view of the head lamp shown in FIGS. 1-3, mounted on a vehicle, with the rest of the vehicle shown in de-emphasized and half-tone portions so as to illustrate environmental structure. These portions form no part of the claimed invention. More particularly, in FIG. 4, the inventive head lamp is shown within the broken line, and the elements shown outside of the broken line form no part of the claimed invention, but are instead included to show environmental aspects thereof.

The broken line showing of portions of the head lamp in FIGS. 1-3 is included for the purpose of illustrating environment and forms no part of the claimed design.

**1 Claim, 4 Drawing Sheets**



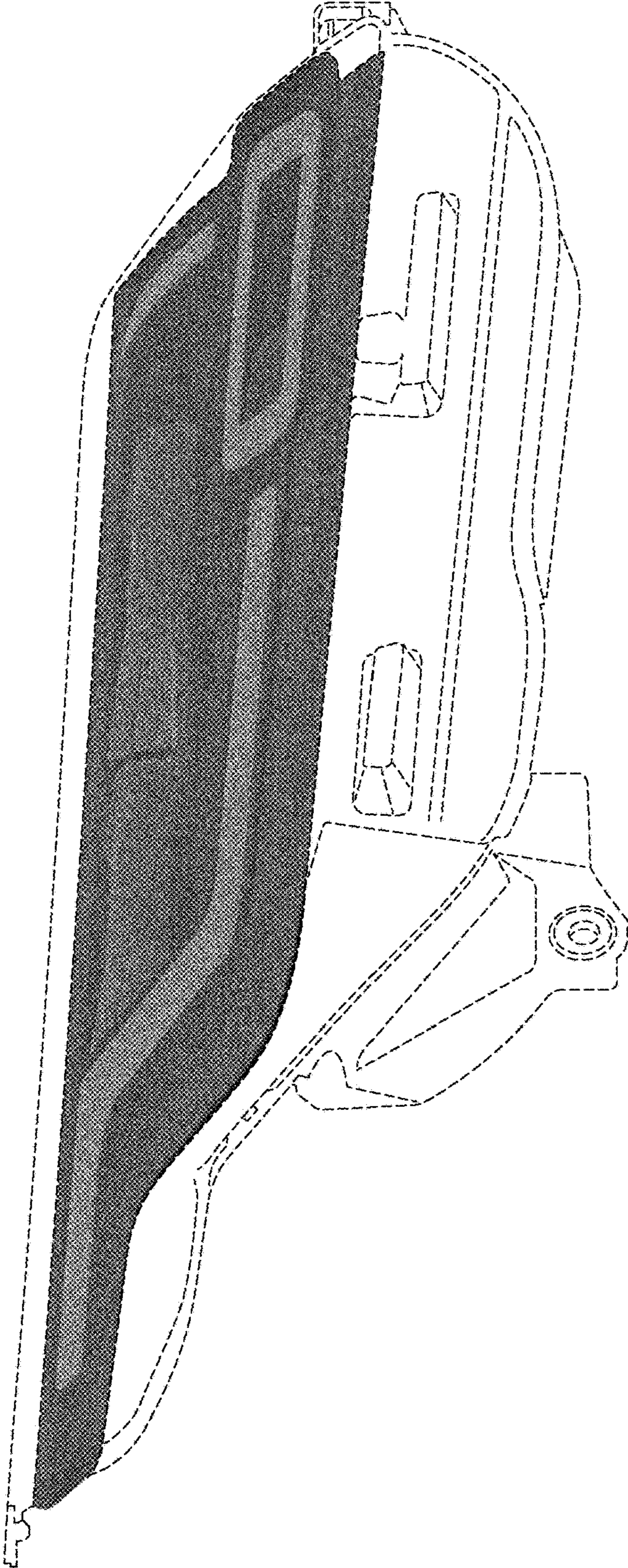


FIG. 1

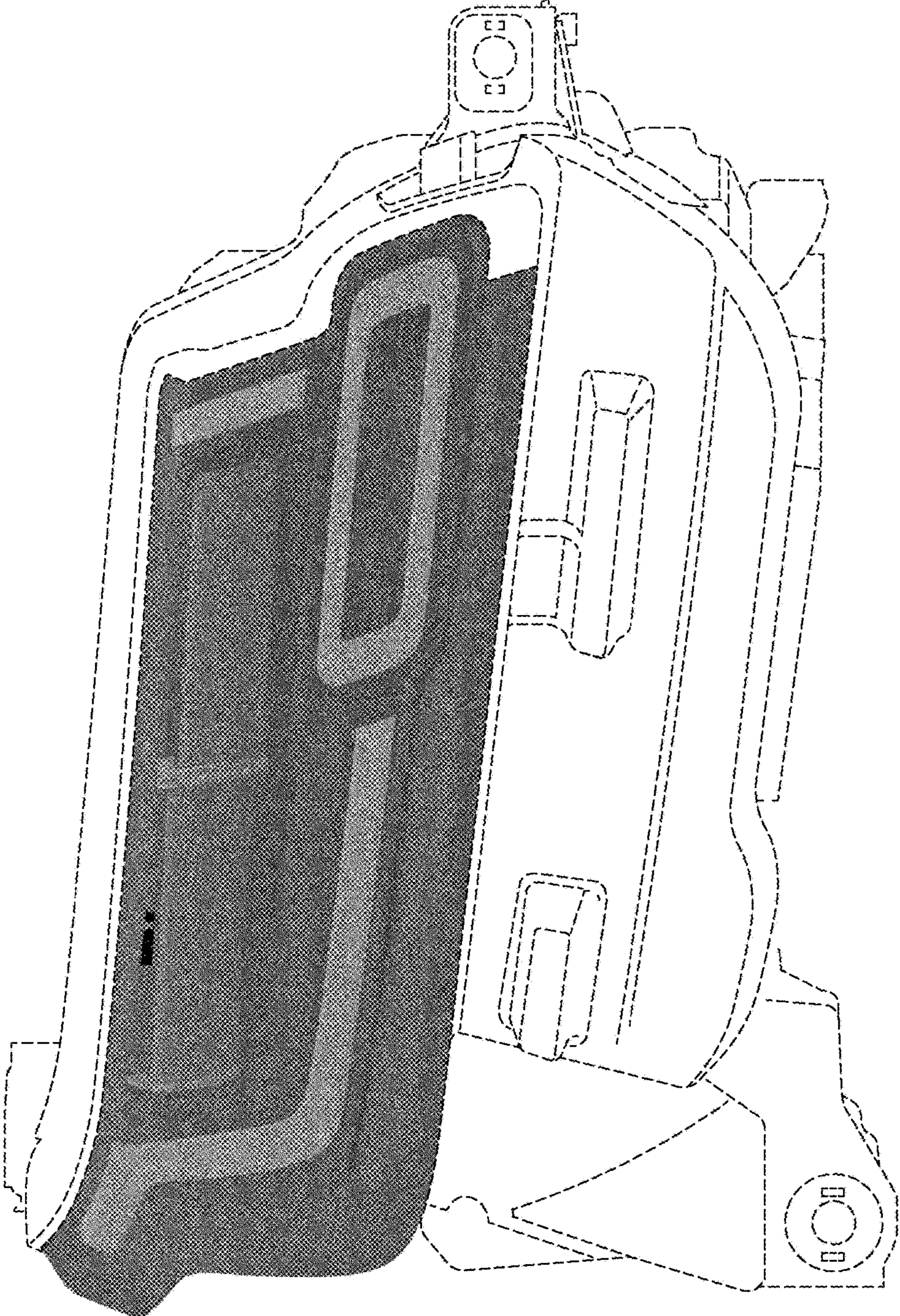


FIG. 2

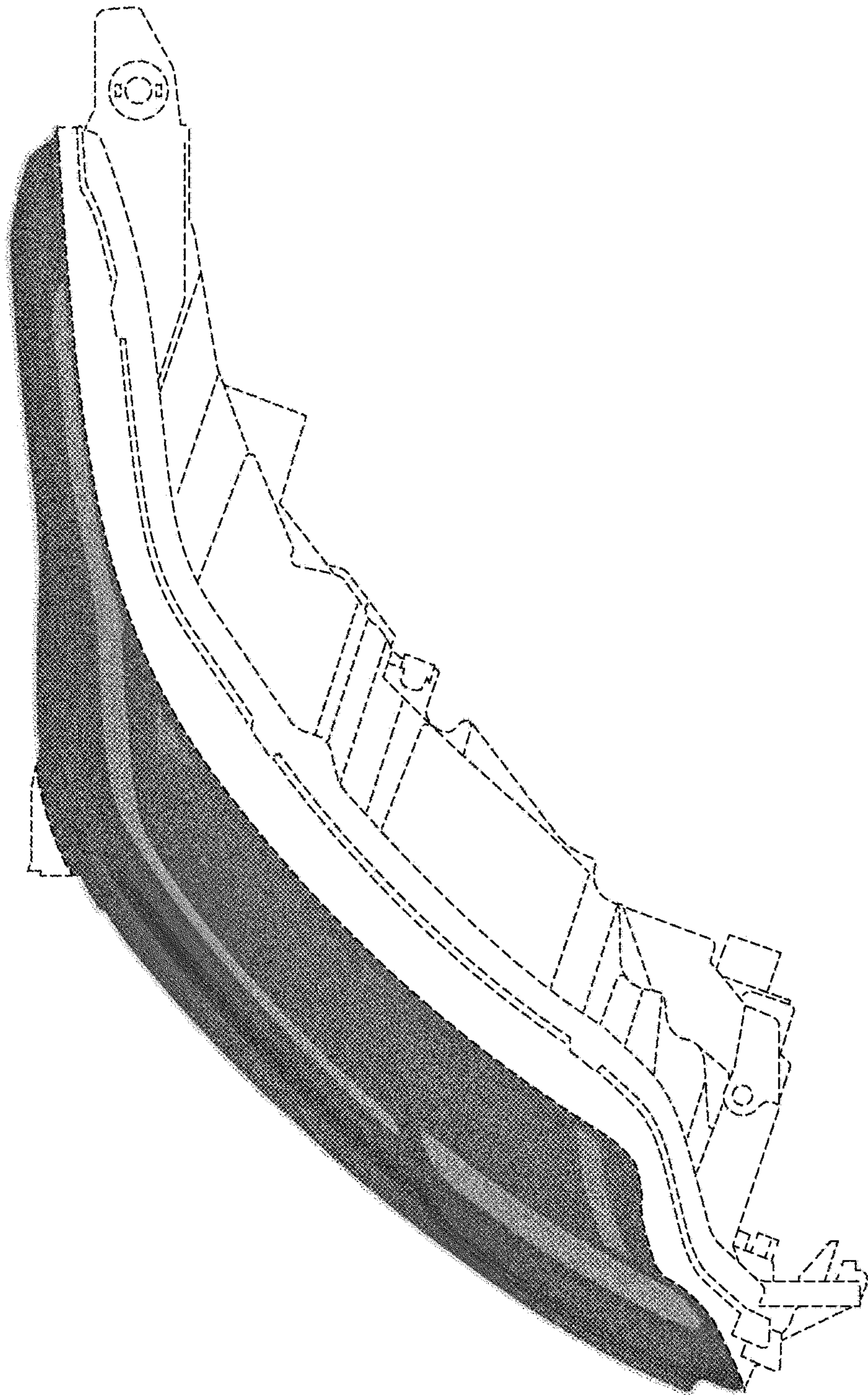


FIG. 3

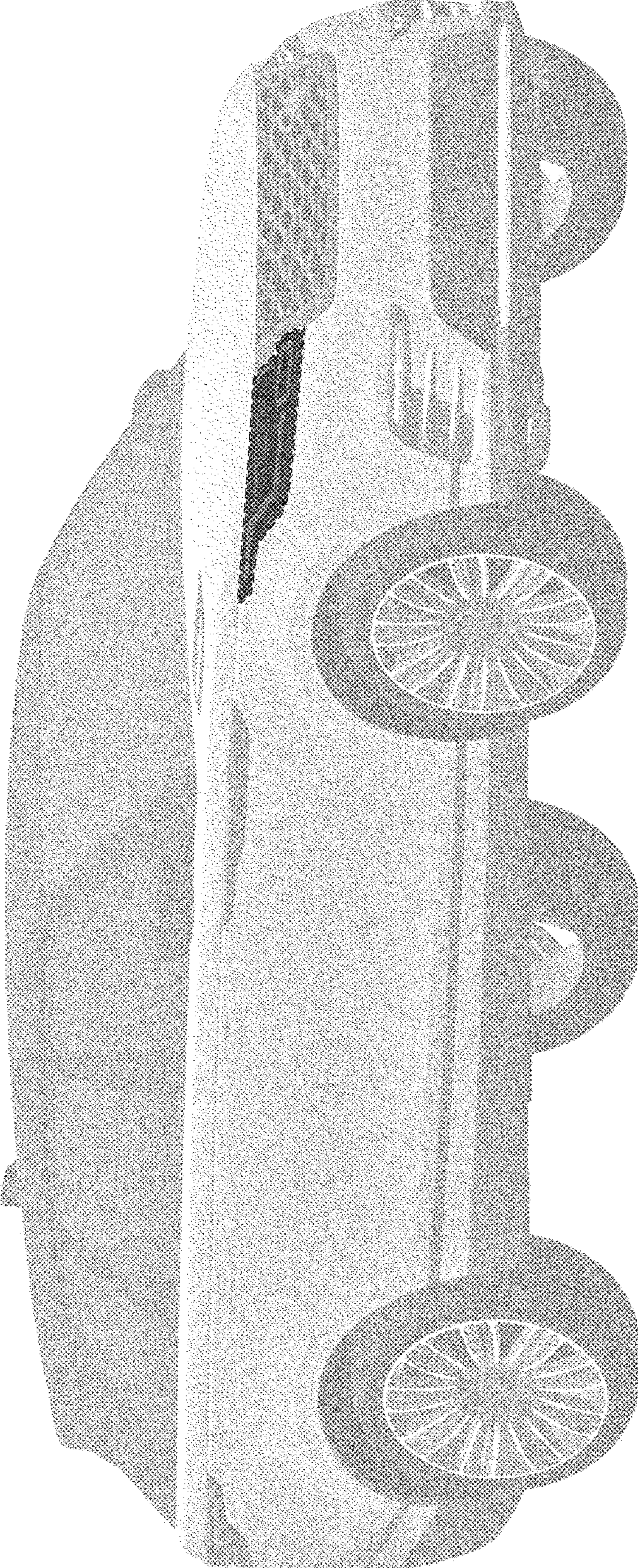


FIG. 4