



US00D846764S

(12) **United States Design Patent**
Goodsell

(10) **Patent No.:** **US D846,764 S**

(45) **Date of Patent:** **** Apr. 23, 2019**

- (54) **CANDLE WARMER**
- (71) Applicant: **RIMSPORTS (USA) LLC**, Provo, UT (US)
- (72) Inventor: **Jeff Goodsell**, Springville, UT (US)
- (73) Assignee: **Rimports, LLC—A Sterno Group Company**, Provo, UT (US)
- (**) Term: **14 Years**
- (21) Appl. No.: **29/520,900**

D453,849 S *	2/2002	Lopez	D26/11
D473,466 S *	4/2003	Biesecker	D7/615
6,627,857 B1 *	9/2003	Tanner	A61L 9/03
				219/445.1
D492,798 S *	7/2004	Reynolds	D26/11
D507,625 S *	7/2005	Moleski	D26/9
D542,437 S *	5/2007	Snow	D26/22
7,614,876 B1 *	11/2009	Ward-Kubik	F23D 3/16
				248/511
D695,931 S *	12/2013	Kittredge, III	D26/22
D695,932 S *	12/2013	Kittredge, III	D26/22
D792,770 S *	7/2017	Hygema	D23/366
2002/0058223 A1 *	5/2002	Papai	F21V 35/00
				431/288
2002/0172624 A1 *	11/2002	Busch	A61L 9/03
				422/124

- (22) Filed: **Mar. 18, 2015**
- (51) **LOC (11) Cl.** **26-01**
- (52) **U.S. Cl.**
USPC **D26/22**
- (58) **Field of Classification Search**
USPC D26/5-23; D9/516, 550, 563, 500, 502,
D9/53, 549, 558, 715, 719
CPC . C11C 5/008; C11C 5/00; C11C 5/004; C11C
5/023; F23D 3/16; F21V 35/00; F21V
35/003; F21V 35/006; F21V 37/00; F21V
37/0008; F21V 37/0058; F21V 37/0095;
A61L 9/037; A61L 9/127; F21S 13/00;
F21S 13/12; A01M 1/2088

See application file for complete search history.

(56) **References Cited**

U.S. PATENT DOCUMENTS

D6,985 S *	11/1873	Sleeper	D9/500
D18,747 S *	11/1888	Thompson	D9/500
D31,079 S *	6/1899	Claude	D9/500
1,043,159 A *	11/1912	Sleeper	A61L 9/127
				119/311
D164,415 S *	9/1951	Guilfoil, Jr.	D11/48
D200,362 S *	2/1965	Nelson et al.	D9/503
3,998,922 A *	12/1976	Weiss	C11C 5/023
				156/242
D272,508 S *	2/1984	Conti	D7/615

(Continued)

Primary Examiner — T Chase Nelson

Assistant Examiner — Ania Aman

(74) *Attorney, Agent, or Firm* — Durham Jones & Pinegar, P.C., Intellectual Property Law Group

(57) **CLAIM**

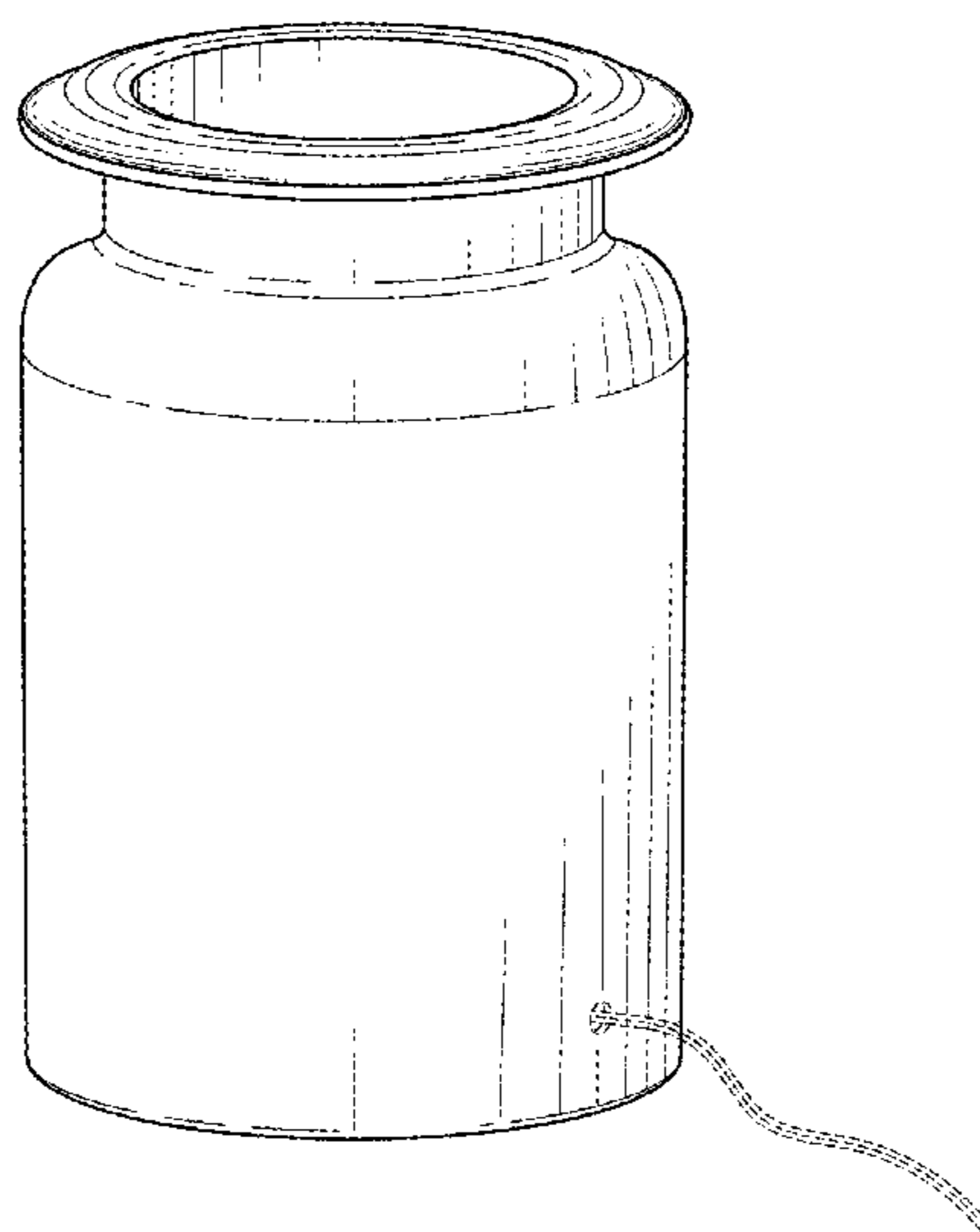
The ornamental design for a candle warmer, as shown and described.

DESCRIPTION

FIG. 1 is a rear perspective view thereof;
 FIG. 2 is a front elevation view thereof;
 FIG. 3 is a rear elevation view thereof;
 FIG. 4 is a right elevation view thereof, with the left elevation view being substantially the same;
 FIG. 5 is a top plan thereof; and,
 FIG. 6 is a bottom plan thereof.

The electric cord and cord opening on the rear side of the candle warmer are shown in broken lines and form no part of the claimed design. The broken lines immediately adjacent to the shaded areas in FIG. 5 represent the bounds of the claimed design and form no part thereof.

1 Claim, 3 Drawing Sheets



(56)

References Cited

U.S. PATENT DOCUMENTS

2003/0129558 A1* 7/2003 Papai A61L 9/037
431/291
2004/0188436 A1* 9/2004 Mladenovic C11O 5/008
220/23.87
2004/0197722 A1* 10/2004 Hudnall C11O 5/008
431/289
2004/0241603 A1* 12/2004 Papai F23D 3/16
431/291
2005/0244767 A1* 11/2005 Brown A61L 9/03
431/291
2006/0169692 A1* 8/2006 Aronson B65D 51/245
220/212
2007/0248922 A1* 10/2007 Mandavieh F23D 3/16
431/291
2012/0214110 A1* 8/2012 Cagle F23D 3/16
431/291
2015/0049470 A1* 2/2015 Kimmel C11C 5/00
362/161
2015/0273098 A1* 10/2015 Martis A61L 9/127
239/34
2016/0038623 A1* 2/2016 Hopkins A61L 9/03
422/124
2017/0009492 A1* 1/2017 Leyden E05B 73/0023
2017/0209611 A1* 7/2017 Banco A61L 9/012
2017/0238364 A1* 8/2017 Belongia H05B 1/0252
219/422

* cited by examiner

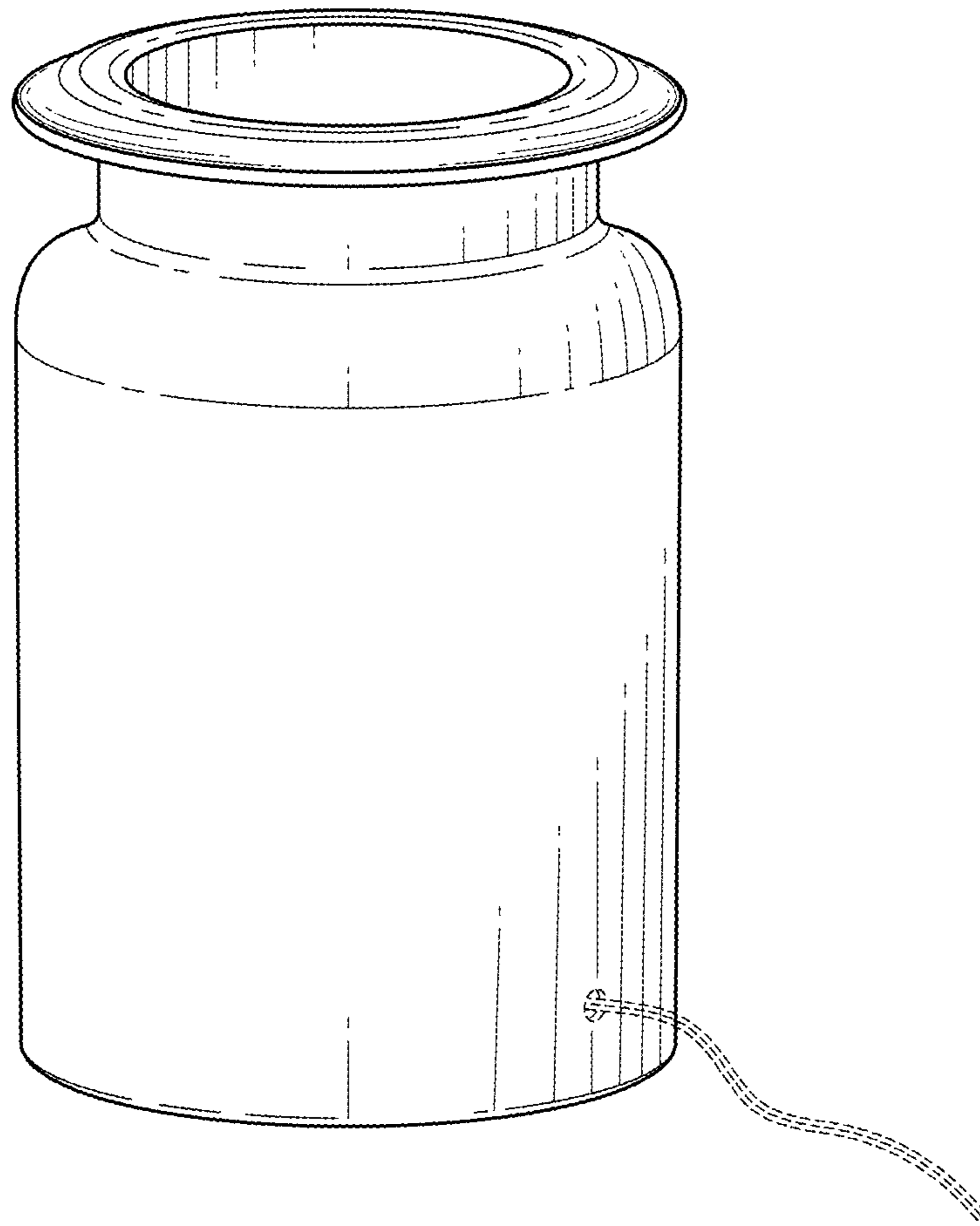


FIG. 1

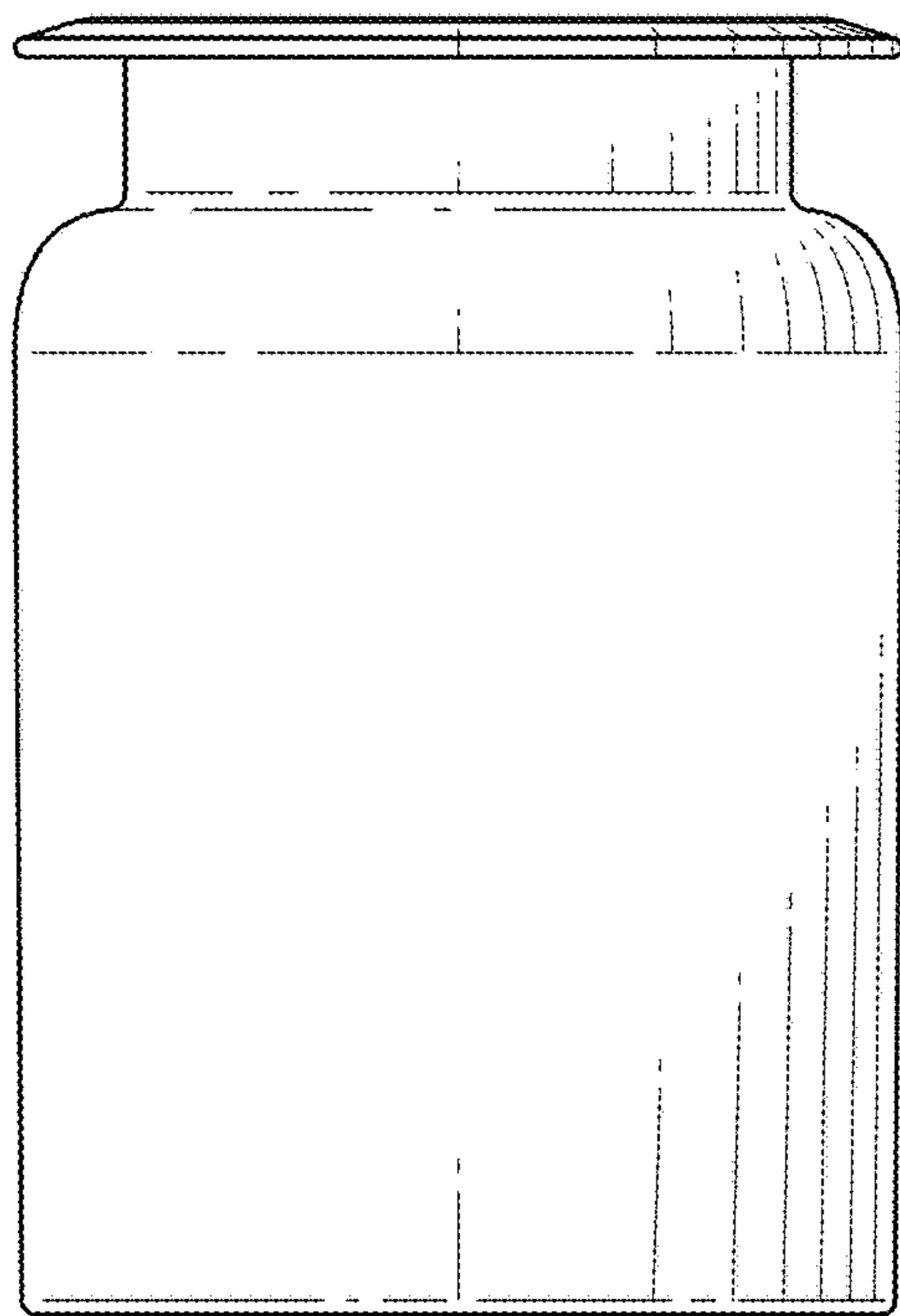


FIG. 2

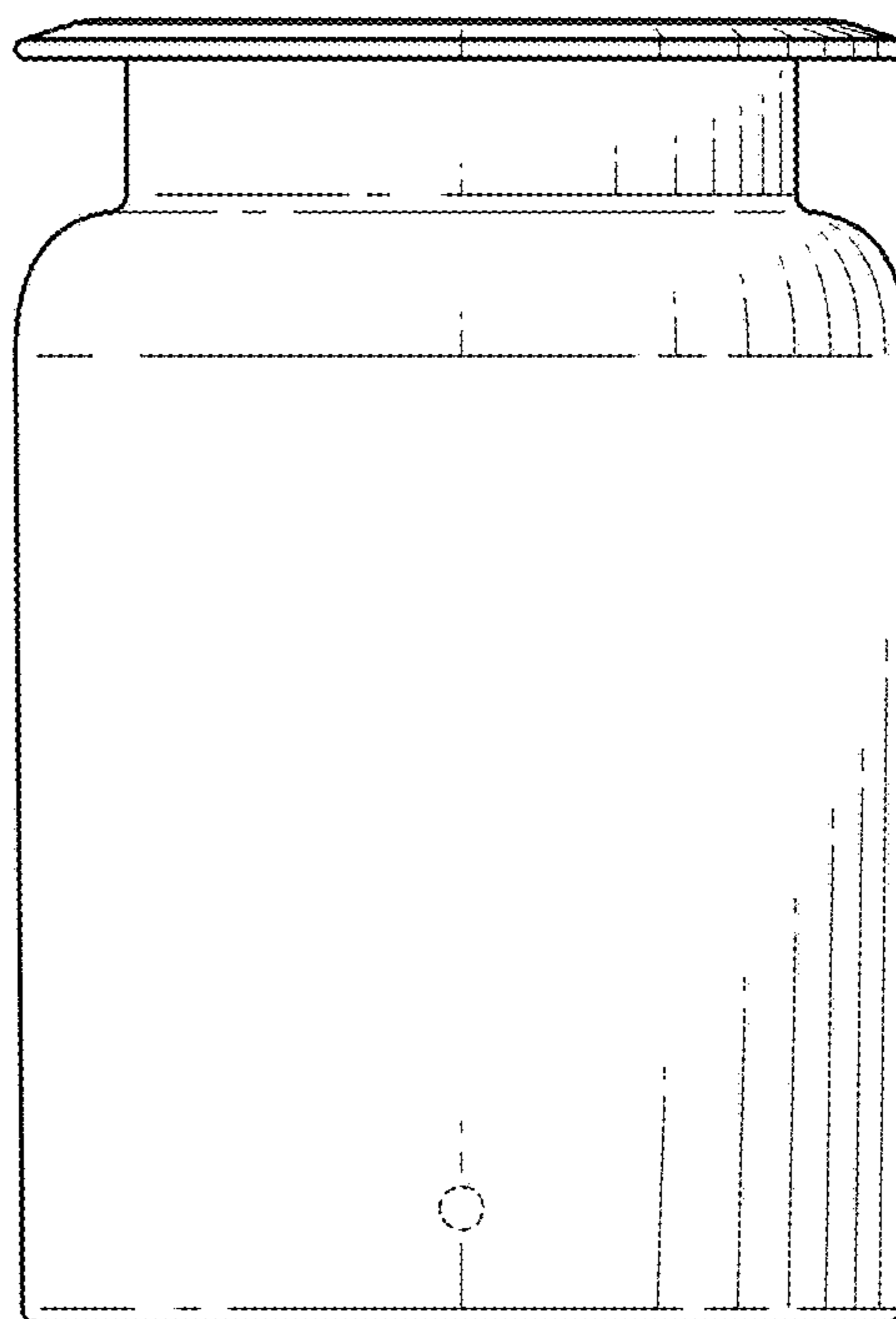


FIG. 3

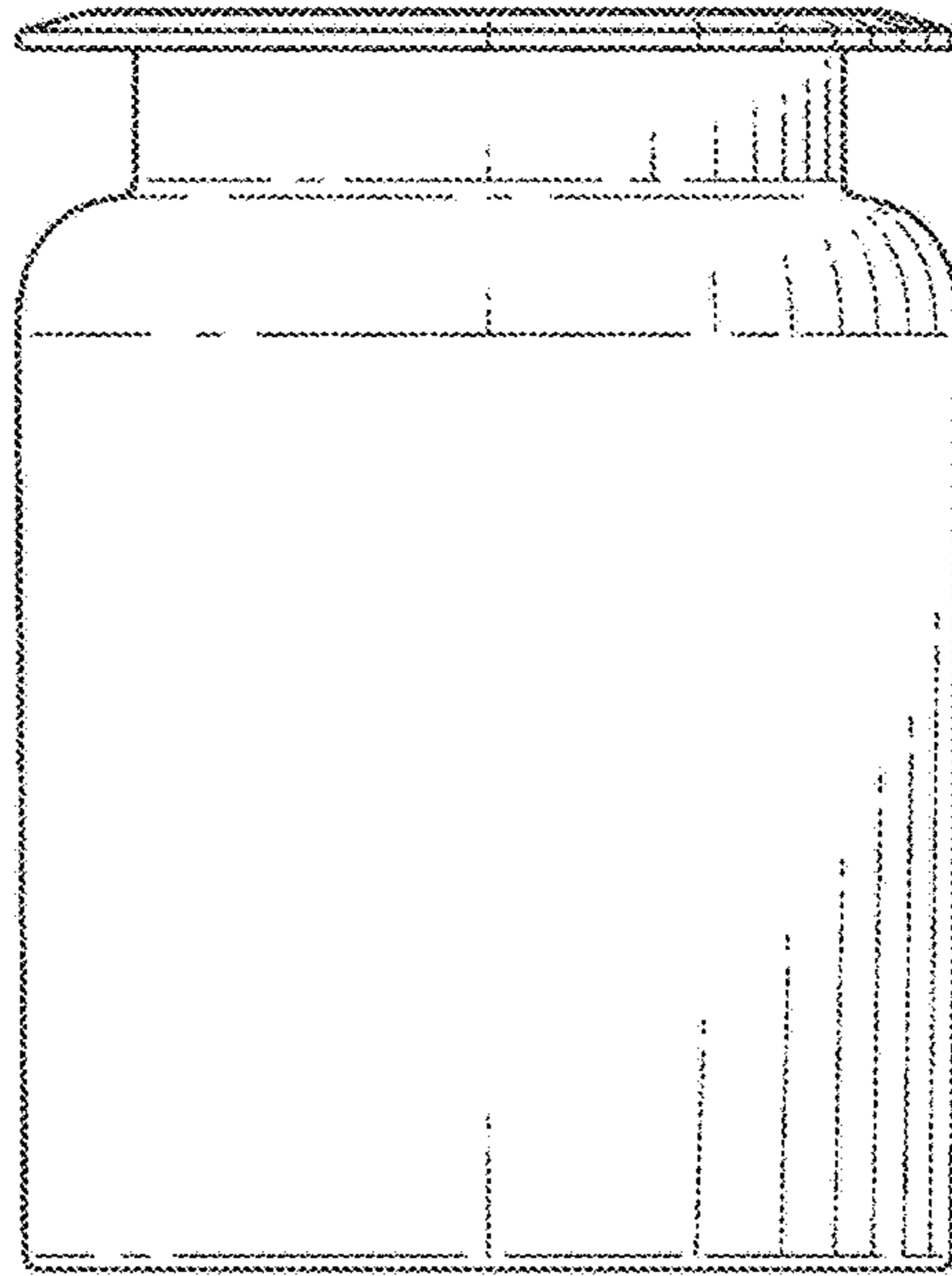


FIG. 4

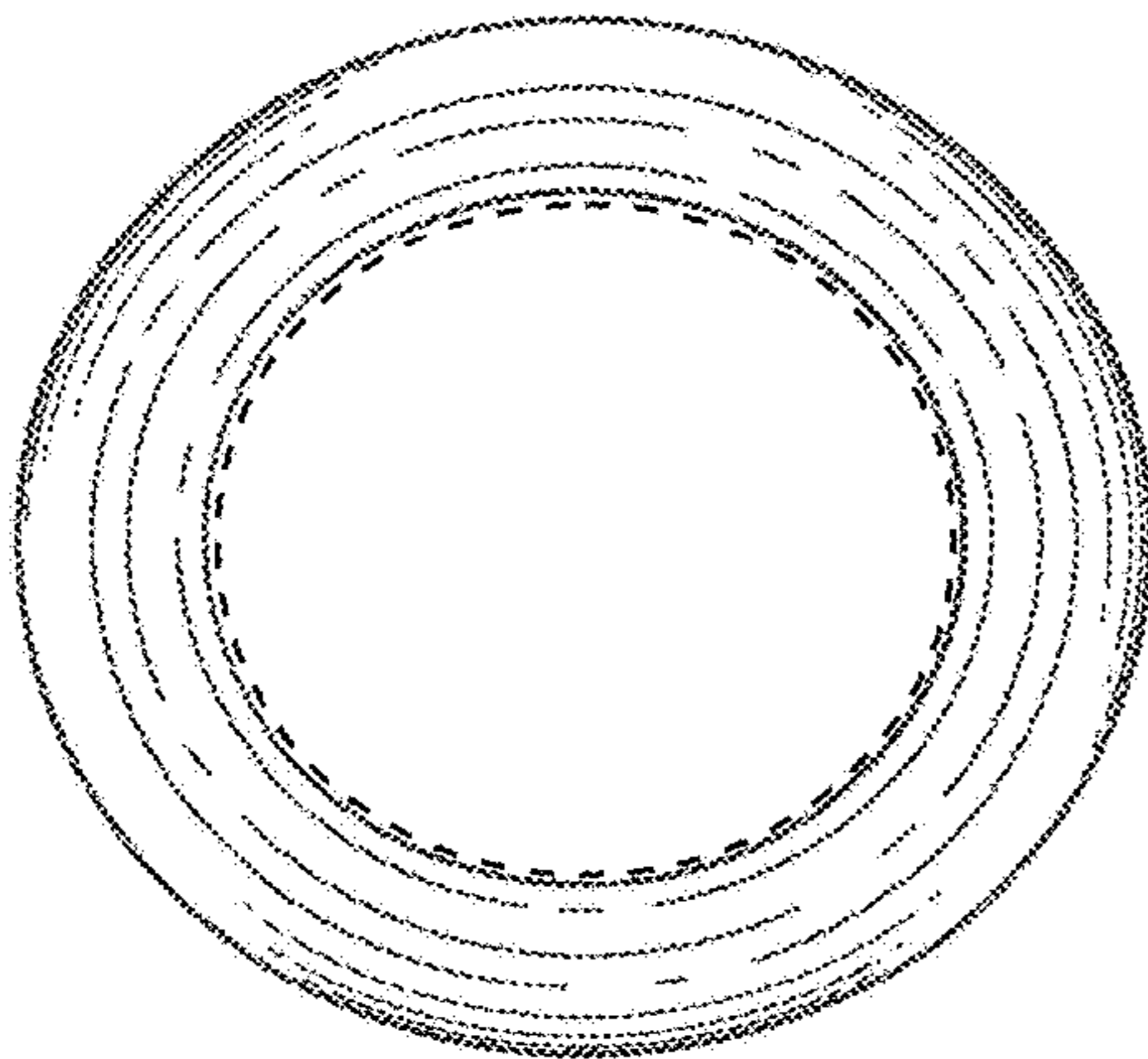


FIG. 5

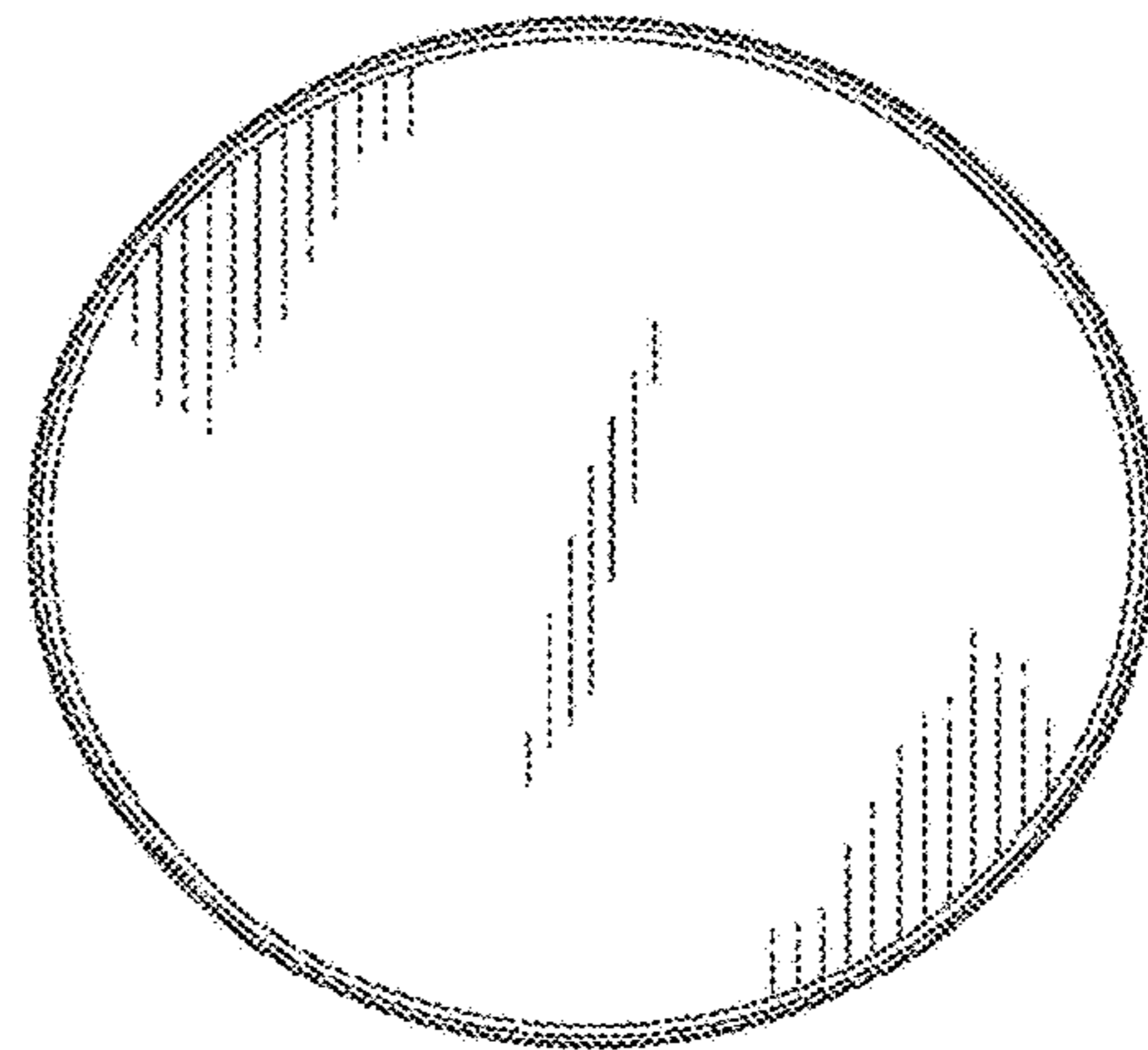


FIG. 6