



US00D846757S

(12) **United States Design Patent** (10) **Patent No.:** **US D846,757 S**  
**Zhu** (45) **Date of Patent:** **\*\* \*Apr. 23, 2019**

(54) **BOOTH FOR PERSONAL PURPOSE**

(71) Applicant: **3DS ENGINEERING  
PROCUREMENT CONSTRUCTION  
SUZHOU CO., LTD., Suzhou (CN)**

(72) Inventor: **Weiwei Zhu, Kunshan (CN)**

(73) Assignee: **3DS ENGINEERING  
PROCUREMENT CONSTRUCTION  
SUZHOU CO., LTD., Suzhou (CN)**

(\*) Notice: This patent is subject to a terminal disclaimer.

(\*\*) Term: **15 Years**

(21) Appl. No.: **29/610,076**

(22) Filed: **Jul. 10, 2017**

(30) **Foreign Application Priority Data**

Jan. 16, 2017 (CN) ..... 2017 3 0016232  
Jan. 16, 2017 (CN) ..... 2017 3 0016249

(51) **LOC (11) Cl.** ..... **25-03**

(52) **U.S. Cl.**  
USPC ..... **D25/16**

(58) **Field of Classification Search**  
USPC ..... D25/1, 4, 15, 16, 18, 23, 26, 32, 33,  
D25/48.3; D21/834, 837, 838; 52/79.1,  
52/27.5  
CPC ..... E04H 1/1205; E04H 1/02; E04H 1/12;  
E04H 9/14; E04H 9/16; E04H 15/001;  
E04H 15/008; E04H 15/38; E04H  
2001/1283; E04H 9/12; E04H 1/14; E04H  
1/125

See application file for complete search history.

(56) **References Cited**

**U.S. PATENT DOCUMENTS**

2,353,045 A \* 7/1944 Kuntz ..... E04H 1/14  
52/145  
3,111,720 A \* 11/1963 Sherron ..... E04H 1/14  
312/223.4

D197,963 S \* 4/1964 Bruns ..... D25/16  
5,533,305 A \* 7/1996 Bielecki ..... E04H 1/1277  
297/343  
D379,856 S \* 6/1997 D'Alessio ..... D25/1  
D638,551 S \* 5/2011 Gann ..... D25/16  
D664,667 S \* 7/2012 Krymov ..... D25/16  
D731,077 S \* 6/2015 Lehmann ..... D25/16  
D732,691 S \* 6/2015 Hallfors ..... D25/16  
D732,692 S \* 6/2015 Hallfors ..... D25/16  
D734,491 S \* 7/2015 Krymov ..... D25/16

(Continued)

**OTHER PUBLICATIONS**

Changing the Workplace with Modular Acoustical Environments,  
Apr. 2018, Spaceworx, <http://spaceworx.us/wp-content/uploads/2018/04/Decibel-by-Spaceworx.pdf> (Year: 2018).\*

*Primary Examiner* — Brett Miller

(74) *Attorney, Agent, or Firm* — SZDC Law P.C.

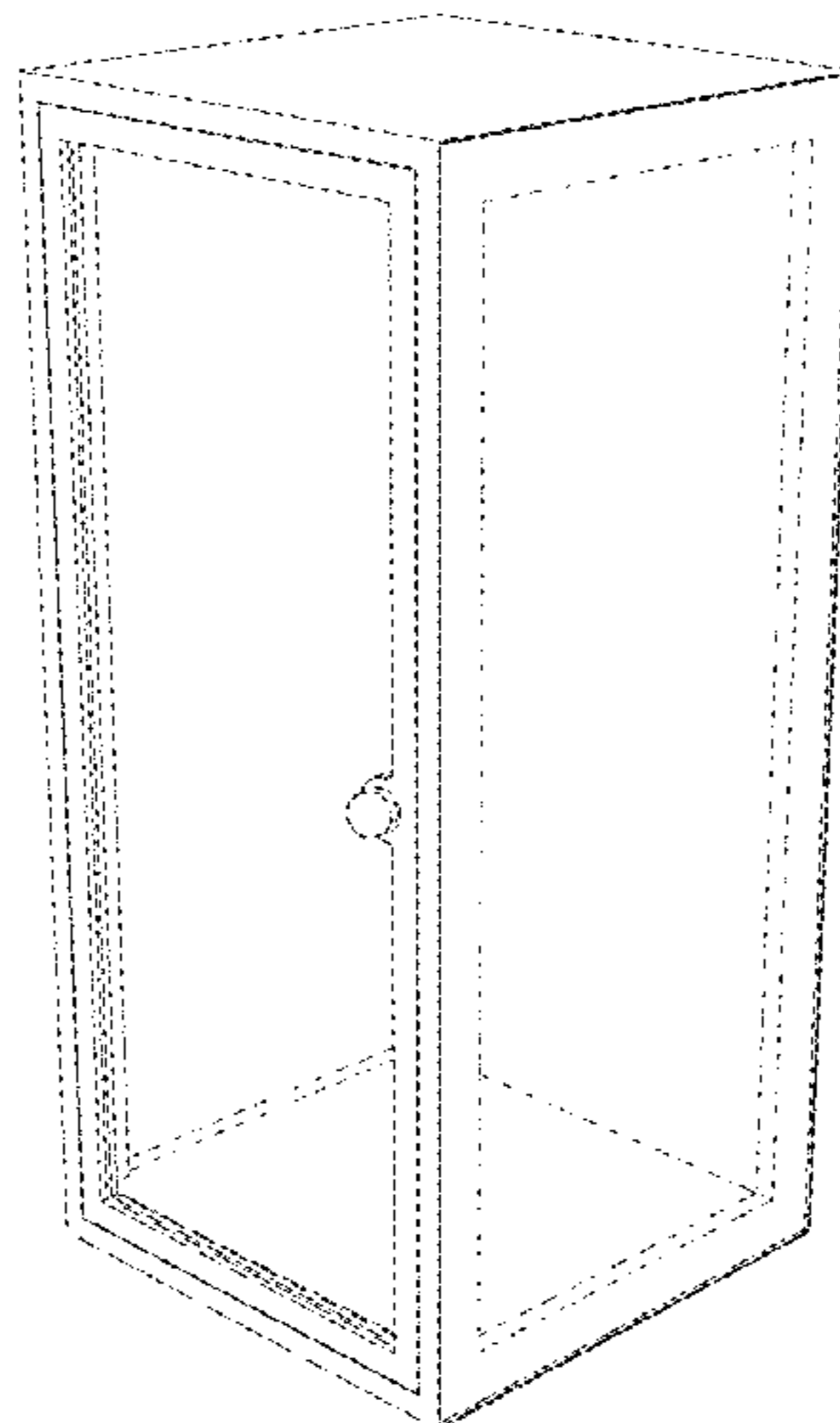
(57) **CLAIM**

The ornamental design for a booth for personal purpose, as shown and described.

**DESCRIPTION**

FIG. 1 is a front perspective view of the booth for personal purpose;  
FIG. 2 is a front view thereof;  
FIG. 3 is a back view thereof;  
FIG. 4 is a left view thereof;  
FIG. 5 is a right view thereof; and,  
FIG. 6 is a top view thereof.  
The broken lines depict portions of the booth that form no part of the claim.  
The interior of the booth shown in FIG. 1 forms no part of the claim. The left and right sides of the booth, shown in FIGS. 1, 4 and 5, form no part of the claim.

**1 Claim, 6 Drawing Sheets**



(56)

**References Cited**

U.S. PATENT DOCUMENTS

D742,030 S \* 10/2015 Magiera ..... D25/33  
D788,318 S \* 5/2017 Jennings ..... D25/16  
2014/0226032 A1\* 8/2014 Tarres Bolos ..... H04N 5/222  
348/207.2  
2017/0238528 A1\* 8/2017 Wilson ..... E04H 15/001

\* cited by examiner

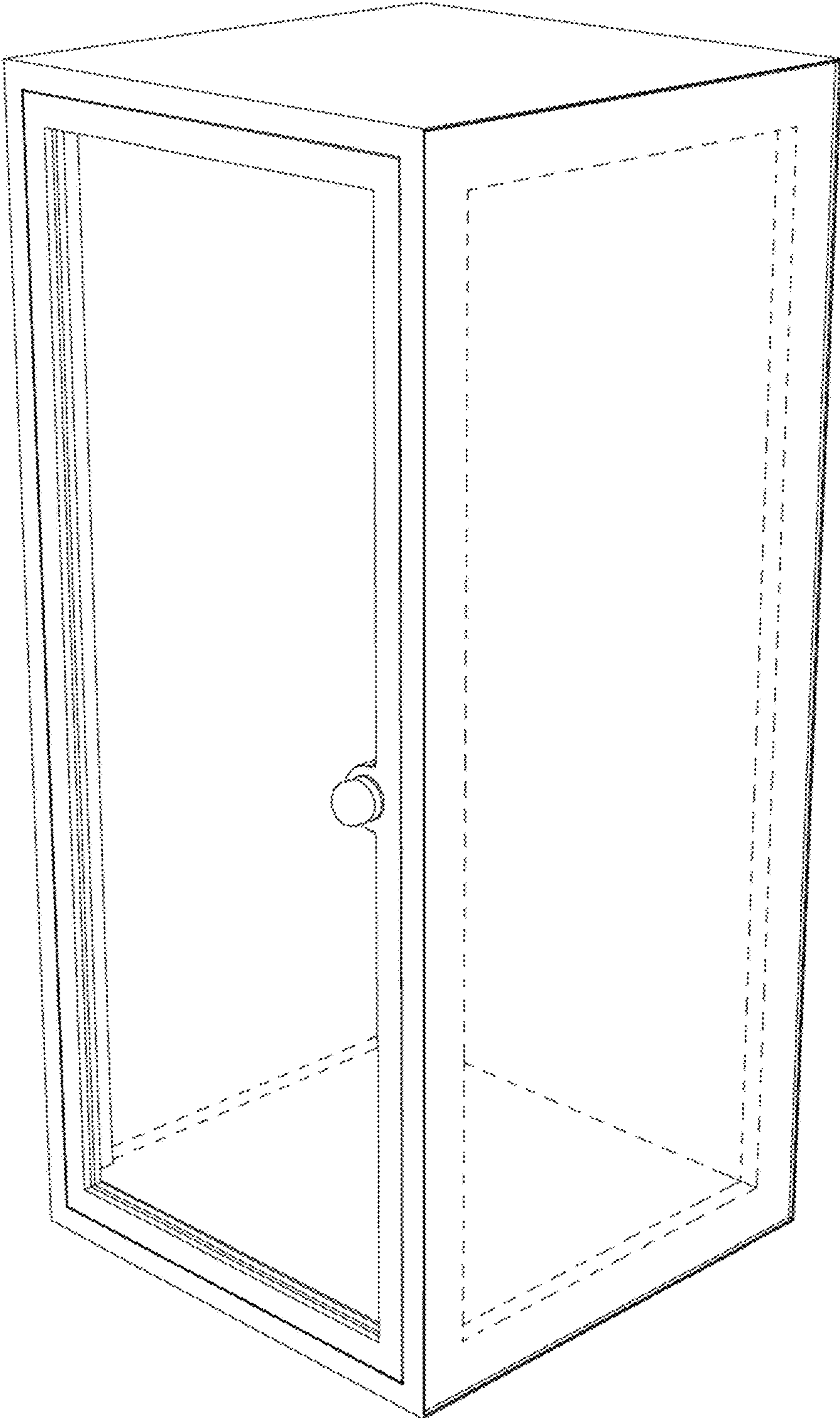


FIG. 1

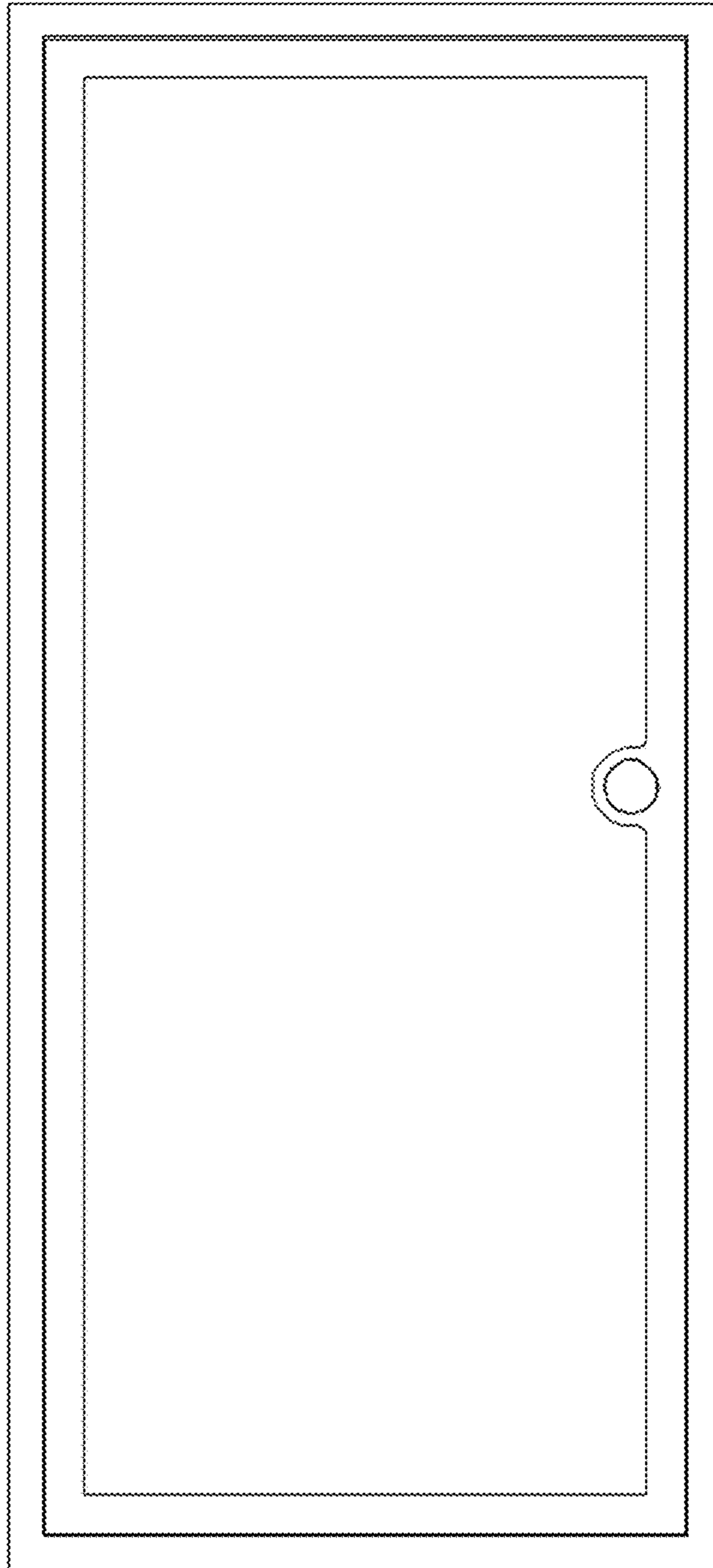


FIG. 2




FIG. 3

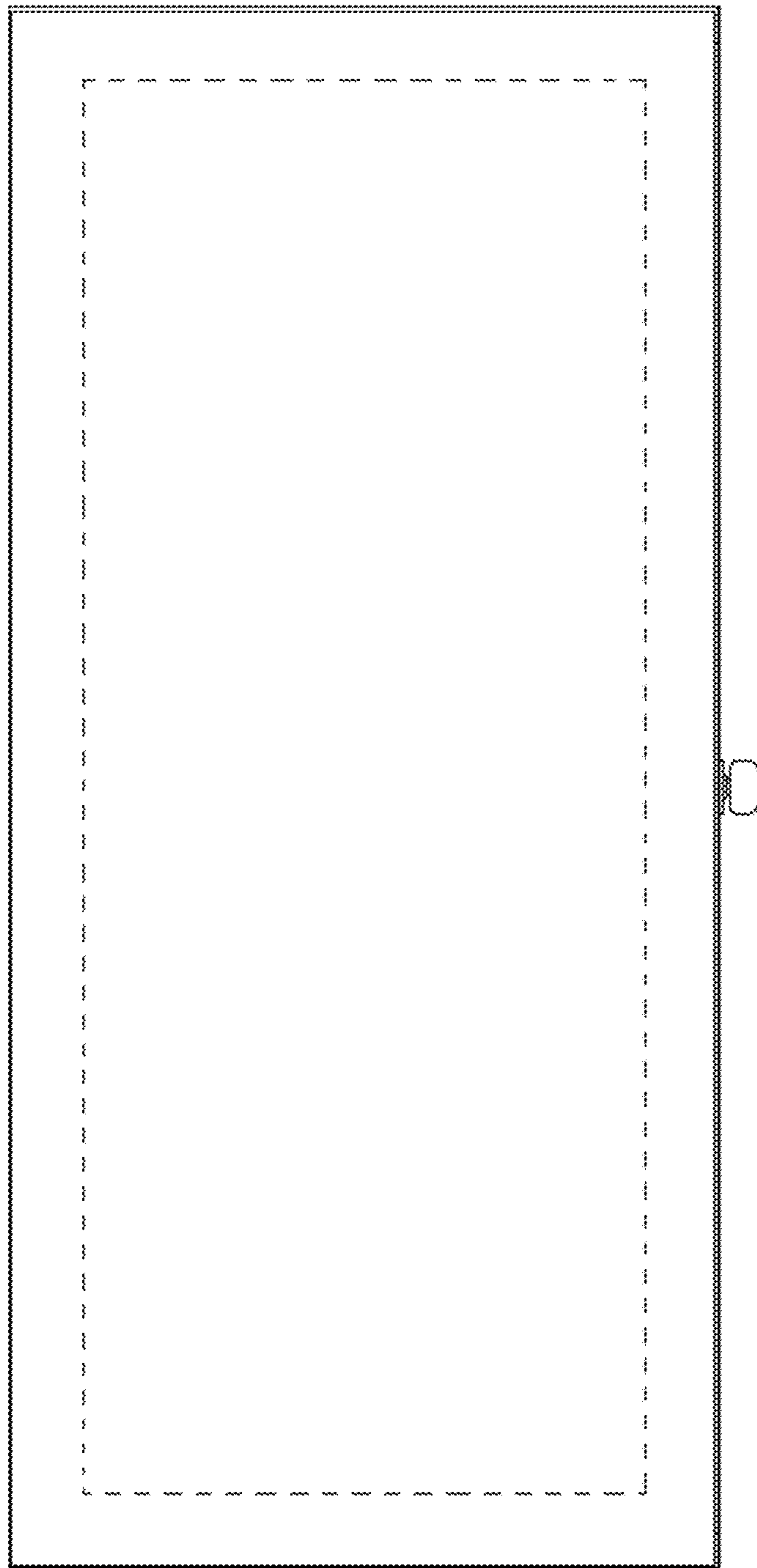


FIG. 4

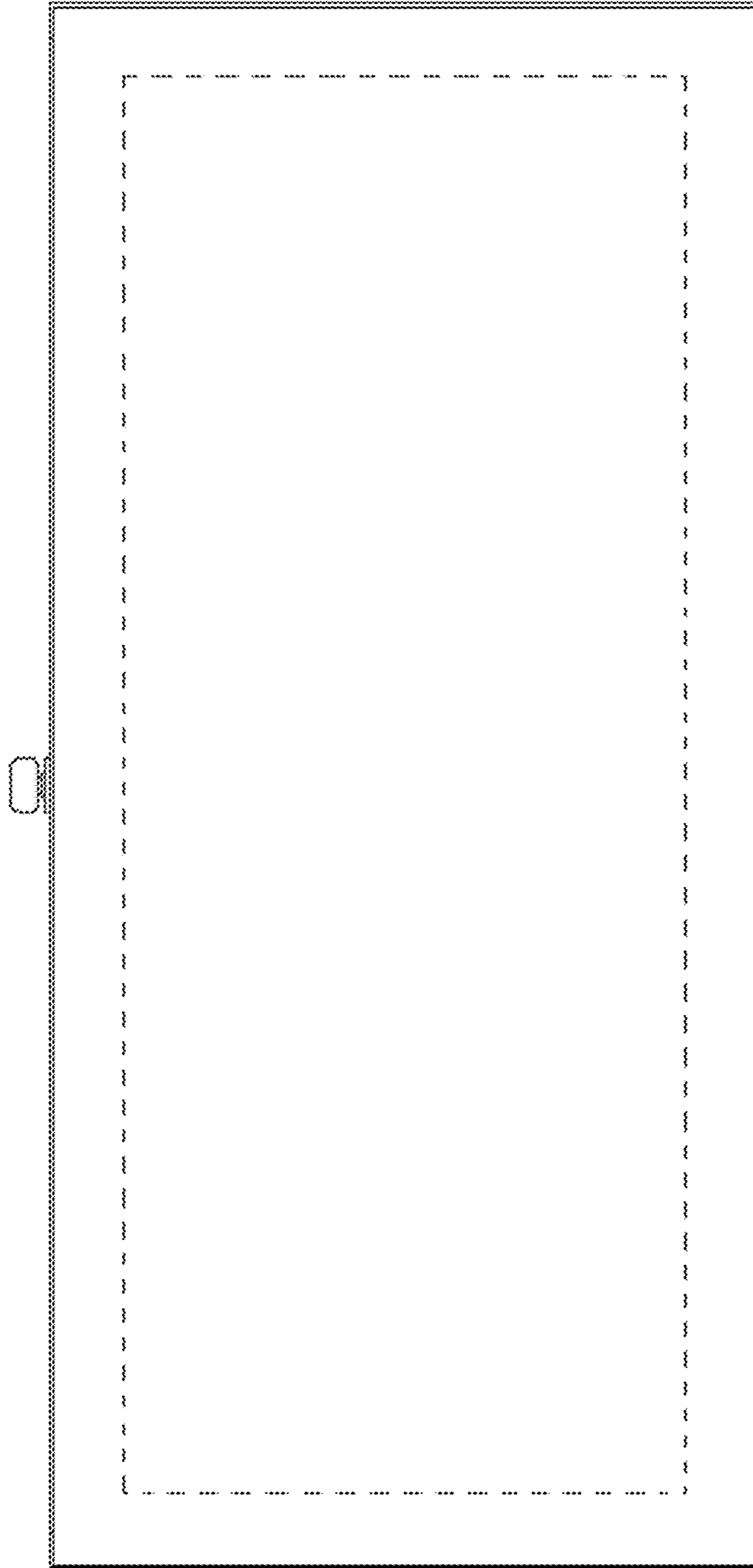


FIG. 5




FIG. 6