



US00D846755S

(12) **United States Design Patent** (10) **Patent No.:** **US D846,755 S**
Nathwani et al. (45) **Date of Patent:** **** Apr. 23, 2019**

(54) **HOLDER**

(71) Applicants: **President and Fellows of Harvard College**, Cambridge, MA (US);
Children's Medical Center Corporation, Boston, MA (US);
Dana-Farber Cancer Institute, Inc., Boston, MA (US)

(72) Inventors: **Bhavik Nathwani**, Boston, MA (US);
William M. Shih, Cambridge, MA (US); **Wesley Philip Wong**, Cambridge, MA (US); **Darren Yang**, Somerville, MA (US)

(73) Assignees: **President and Fellows of Harvard College**, Cambridge, MA (US);
Children's Medical Center Corporation, Boston, MA (US);
Dana-Farber Cancer Institute, Inc., Boston, MA (US)

(**) Term: **15 Years**

(21) Appl. No.: **29/586,798**

(22) Filed: **Dec. 7, 2016**

(51) **LOC (11) Cl.** **24-01**

(52) **U.S. Cl.**
USPC **D24/219**

(58) **Field of Classification Search**
USPC D24/216, 219, 224, 226, 227, 229, 230,
D24/225, 231

(Continued)

(56) **References Cited**

U.S. PATENT DOCUMENTS

1,663,896 A * 3/1928 Barkschat B28B 21/30
425/182

D204,258 S * 4/1966 Barrantes et al. D24/230

(Continued)

OTHER PUBLICATIONS

U.S. Appl. No. 29/556,273, filed Feb. 29, 2016, Nathwani et al.

(Continued)

Primary Examiner — Susan Bennett Hattan

Assistant Examiner — Leanne Was-Englehart

(74) *Attorney, Agent, or Firm* — Wolf, Greenfield & Sacks, P.C.

(57) **CLAIM**

The ornamental design for a holder, as shown and described.

DESCRIPTION

FIG. 1 is a top, front perspective view of a first embodiment of a holder;

FIG. 2 is a front view thereof;

FIG. 3 is a rear view thereof;

FIG. 4 is a left side view thereof;

FIG. 5 is a right side view thereof;

FIG. 6 is a top view thereof; and

FIG. 7 is a bottom view thereof.

FIG. 8 is a top, front perspective view of a second embodiment of a holder;

FIG. 9 is a front view thereof;

FIG. 10 is a rear view thereof;

FIG. 11 is a left side view thereof;

FIG. 12 is a right side view thereof;

FIG. 13 is a top view thereof; and

FIG. 14 is a bottom view thereof.

FIG. 15 is a top, front perspective view of a third embodiment of a holder;

FIG. 16 is a front view thereof;

FIG. 17 is a rear view thereof;

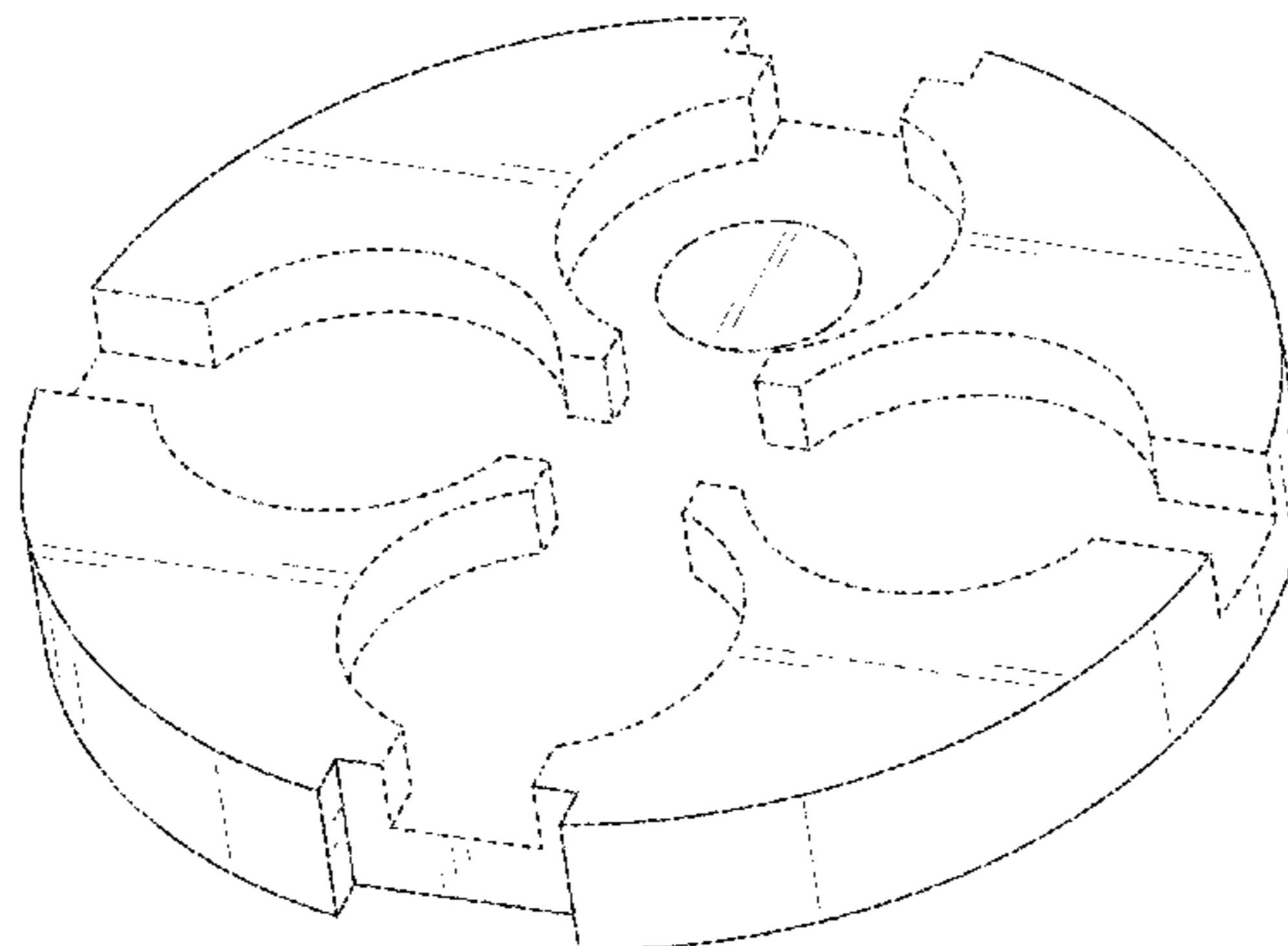
FIG. 18 is a left side view thereof;

FIG. 19 is a right side view thereof;

FIG. 20 is a top view thereof; and

FIG. 21 is a bottom view thereof.

(Continued)



The dashed lines shown illustrate portions of the holder that form no part of the claimed design. The dot-dash-dot lines immediately adjacent the shaded areas represent the bounds of the claimed design.

1 Claim, 21 Drawing Sheets

(58) **Field of Classification Search**

CPC . B65D 33/2541; B04B 5/0414; B04B 5/0421; B04B 2005/0435; B04B 7/02; B04B 5/0442; B04B 2005/045; B04B 2005/0492; B28B 21/02; B28B 21/30

See application file for complete search history.

(56) **References Cited**

U.S. PATENT DOCUMENTS

3,687,359	A *	8/1972	Scanlon	B04B 5/0421 494/20
3,712,535	A *	1/1973	Genese	B01L 3/0206 494/17
3,837,633	A *	9/1974	Paulsen	B01L 9/06 24/517
4,021,345	A *	5/1977	Oida	B04B 3/00 192/136
4,032,066	A *	6/1977	Wright	B04B 5/0421 206/499
4,306,676	A *	12/1981	Edwards	B04B 5/0414 494/16
4,377,254	A *	3/1983	Huffman	B04B 7/02 248/680
4,389,374	A *	6/1983	Sutton	B04B 5/0421 206/201
4,439,177	A *	3/1984	Conway	B04B 5/0428 220/23.87
4,543,084	A *	9/1985	Bailey	B04B 5/0428 211/59.1
4,798,579	A *	1/1989	Penhasi	B04B 5/0442 494/16
5,084,910	A	1/1992	Albe et al.		
5,409,443	A *	4/1995	Zabriskie	B04B 5/0414 494/10
5,704,887	A *	1/1998	Slowik	B04B 5/0442 210/232
D433,150	S	10/2000	Wahlqvist et al.		

6,375,027	B1 *	4/2002	Thomas	B01L 9/06 220/23.83
6,416,455	B1 *	7/2002	Aizawa	B04B 5/0414 494/16
6,525,343	B1 *	2/2003	Tanga	B01J 19/0046 257/252
6,629,918	B2 *	10/2003	Mesa	B01L 3/505 422/506
D491,273	S	6/2004	Biegler et al.		
6,835,316	B2 *	12/2004	Dolecek	A61M 1/3693 210/512.1
6,929,782	B1	8/2005	Ciliberto et al.		
D562,988	S	2/2008	Pogorzelski		
D665,096	S	8/2012	Marsche et al.		
D680,228	S	4/2013	Choi et al.		
D686,340	S	7/2013	Smith et al.		
8,624,199	B2	1/2014	Barrett et al.		
D722,385	S	2/2015	Fonseca		
D800,336	S	10/2017	Chang et al.		
D800,338	S	10/2017	Black		
D815,751	S *	4/2018	Tominaga	D24/219
2002/0173415	A1 *	11/2002	Mesa	B01L 3/505 494/21
2004/0209755	A1 *	10/2004	Moore	B04B 5/0414 494/20
2006/0034727	A1 *	2/2006	Takamura	B01F 13/0071 422/400
2016/0083772	A1 *	3/2016	Gorse	C12M 23/10 435/30

OTHER PUBLICATIONS

[No Author Listed], (2) Eppendorf 022638704 Centrifuge Rotor Adaptor Flat 20x1.5/2.0ml 4000RPM/eBay listing. <http://www.ebay.com/itm/2-Eppendorf-022638704-Centrifuge-Rotor-Adaptor-Flat-20-x-1-5>. Publication date unknown, last accessed Mar. 1, 2016. 5 pages.

[No Author Listed], Eppendorf 1x50 ml Falcon Conical Rectangular Adapter Centrifuge 5804 R 5810 R/eBay listing. <http://www.ebay.com/itm/Eppendorf-1-x-50-ml-Falcon-Conical-Rectangular-adapter-Centri>. Publication date unknown, last accessed Mar. 1, 2016. 3 pages.

[No Author Listed], Eppendorf 5810 Centrifuge 16x1.5 ml Adapters, Cat# 022638220/eBay listing. http://www.ebay.com/itm/like/331156896375?ul_noapp=true&chn=ps&lpid=82. Publication date unknown, last accessed Mar. 1, 2016. 4 pages.

* cited by examiner

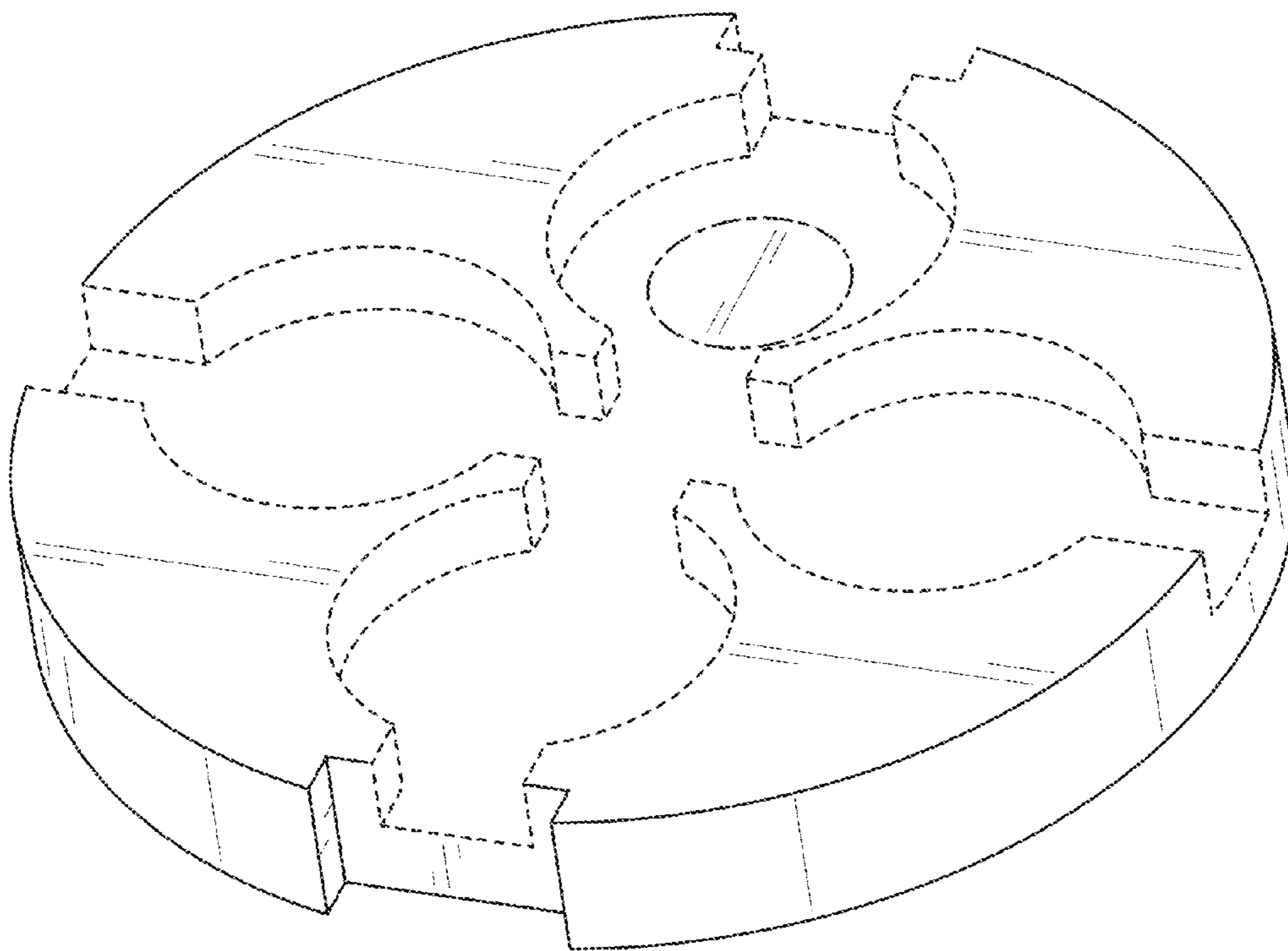


FIG. 1

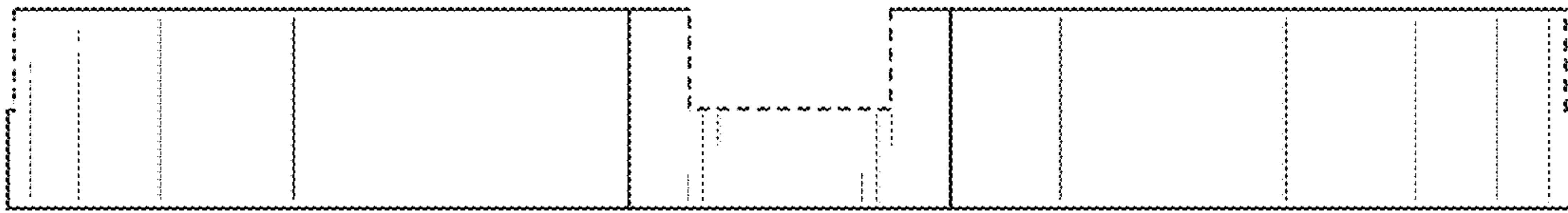


FIG. 2




FIG. 3




FIG. 4

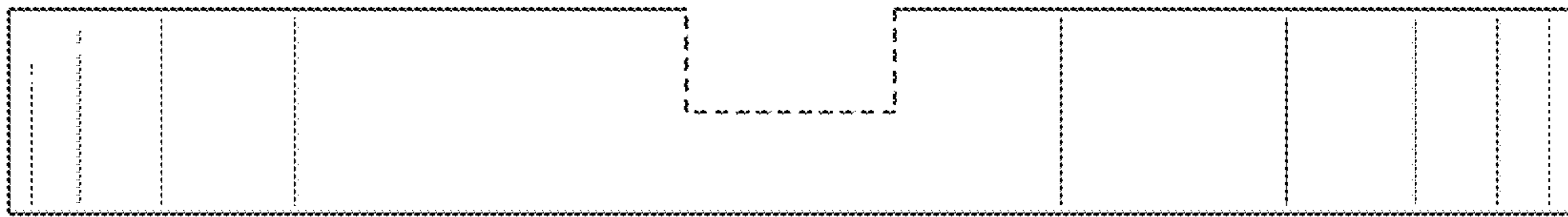


FIG. 5

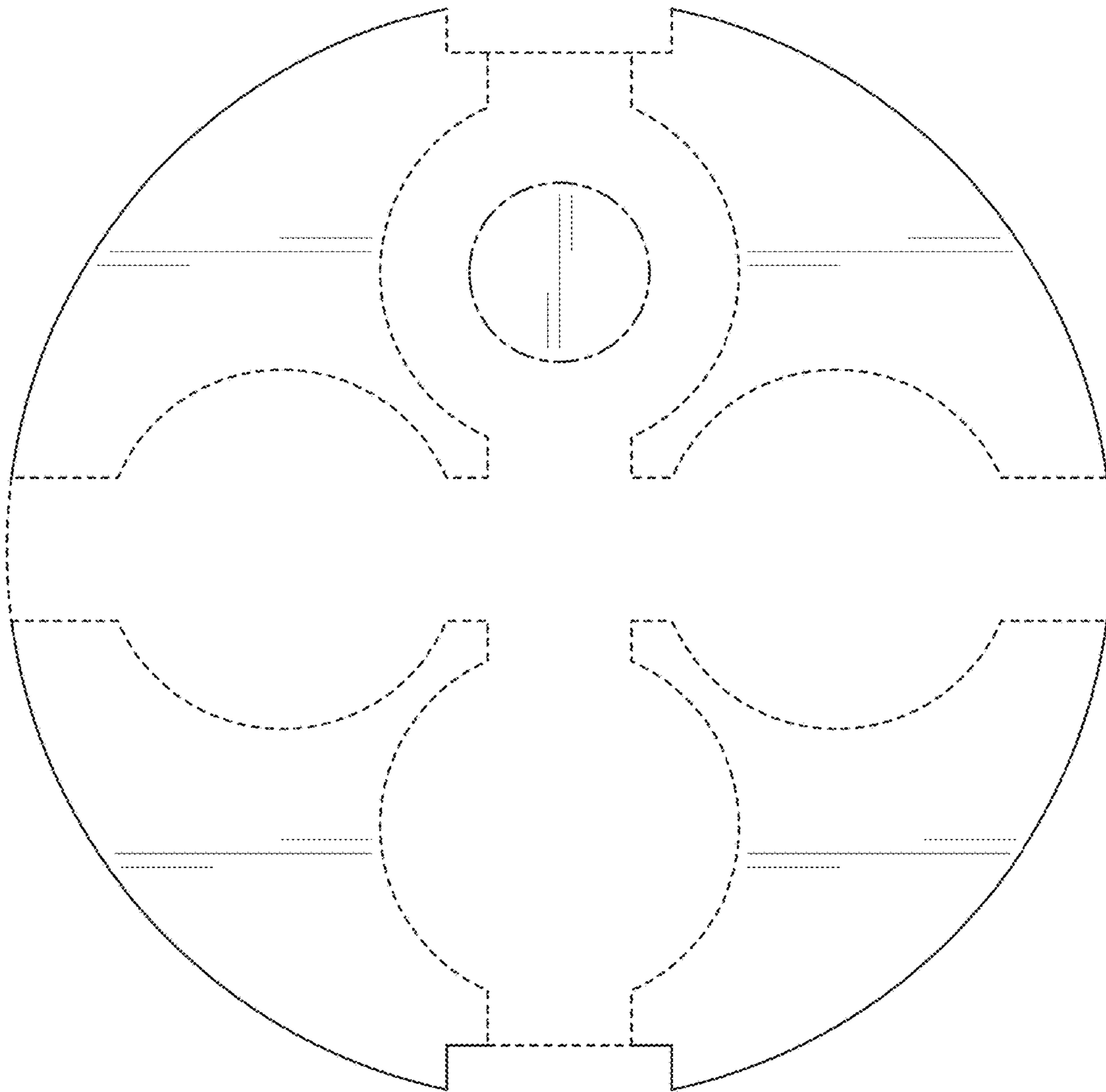


FIG. 6

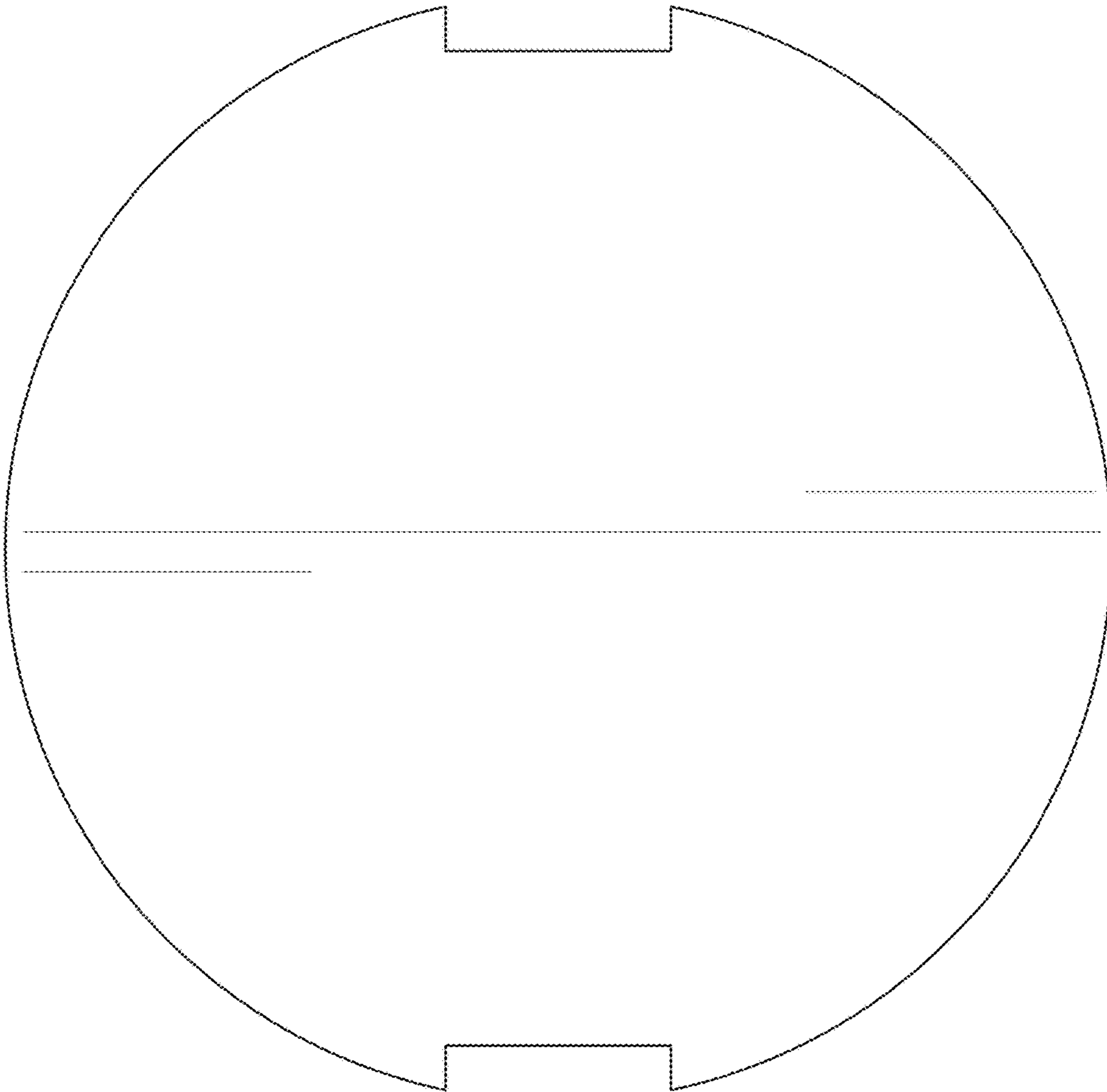


FIG. 7

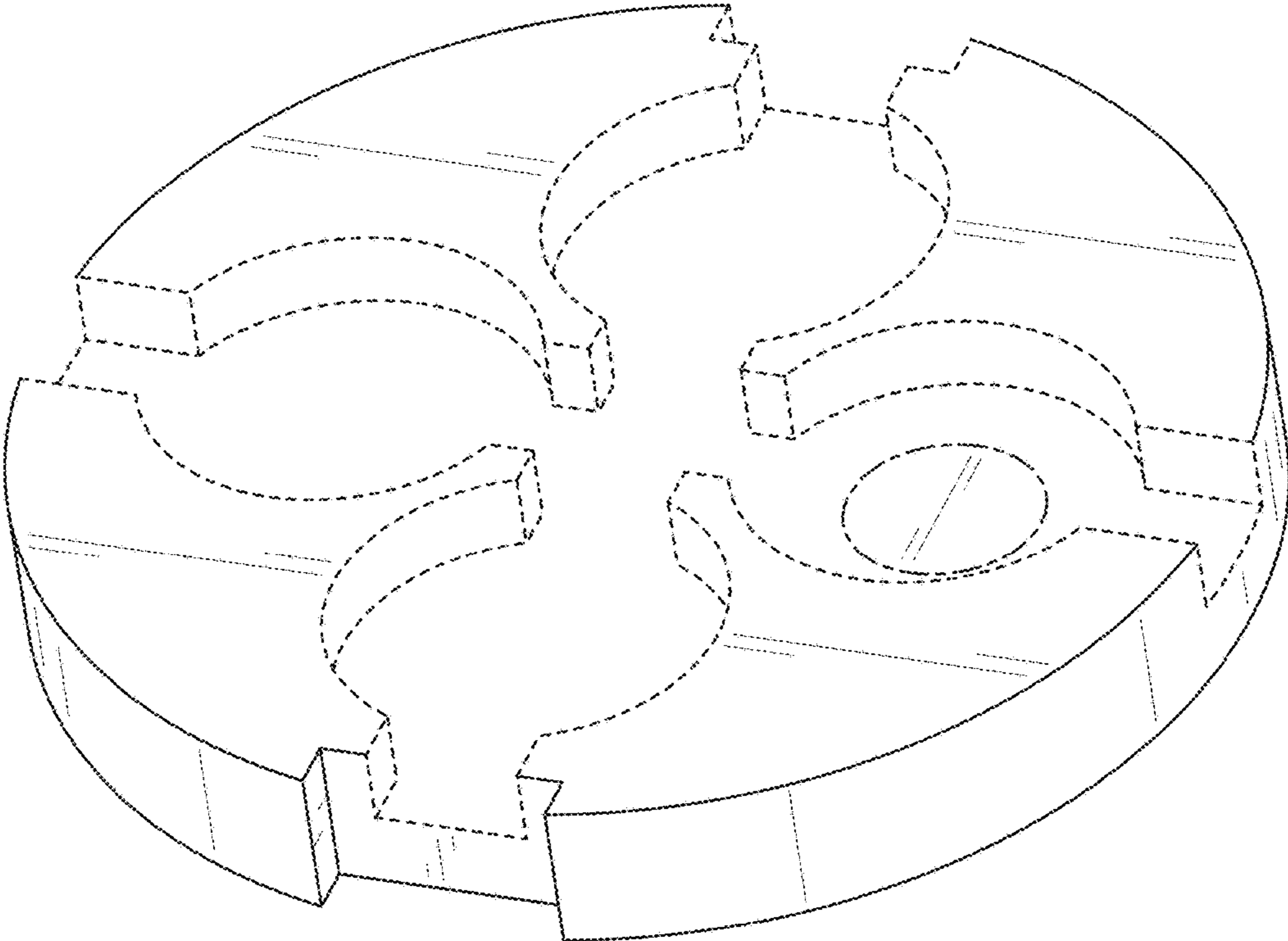


FIG. 8




FIG. 9

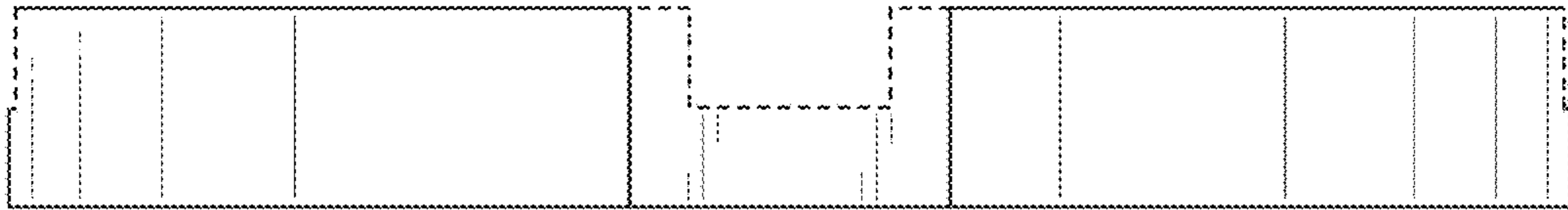


FIG. 10




FIG. 11




FIG. 12

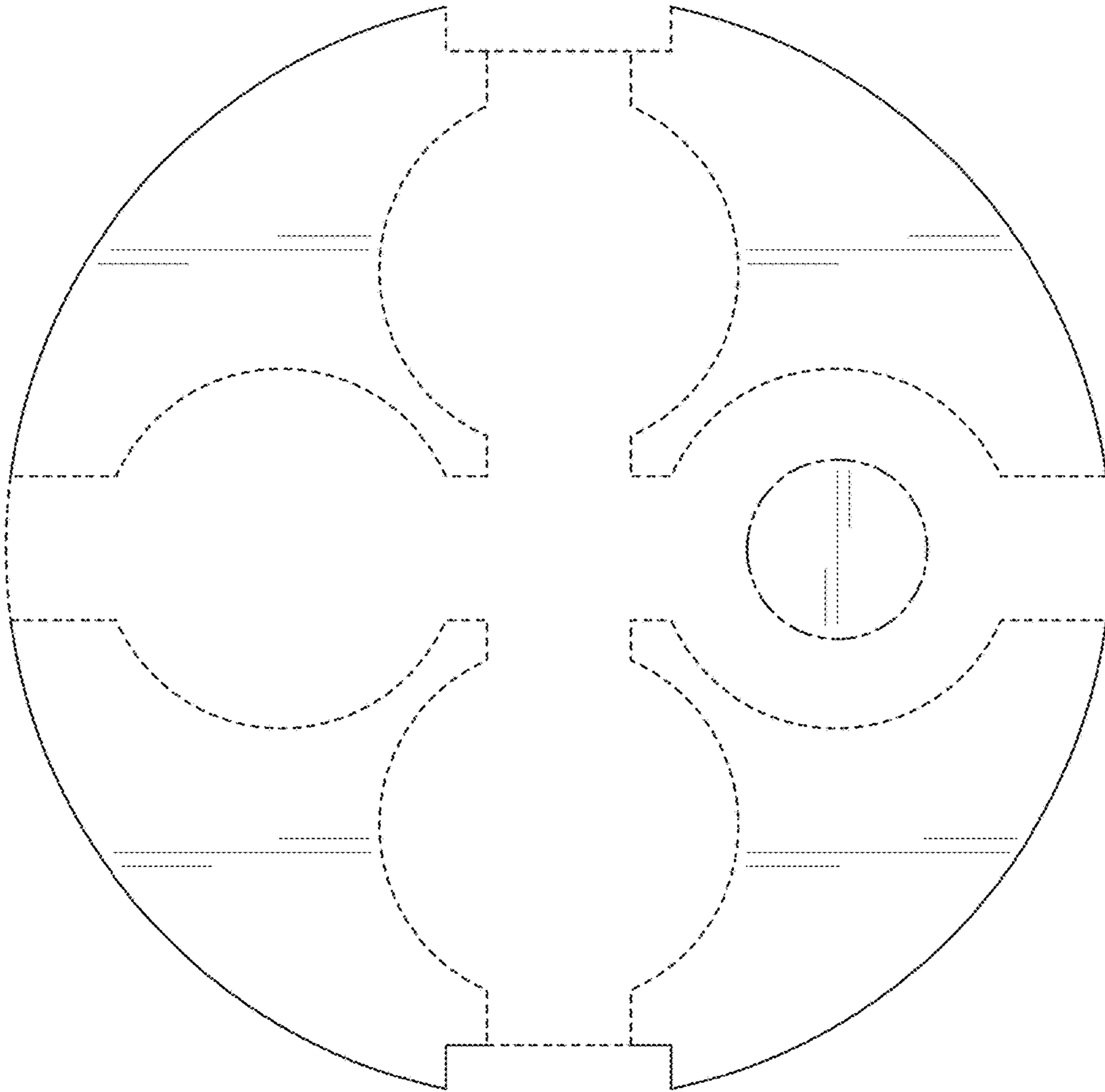


FIG. 13

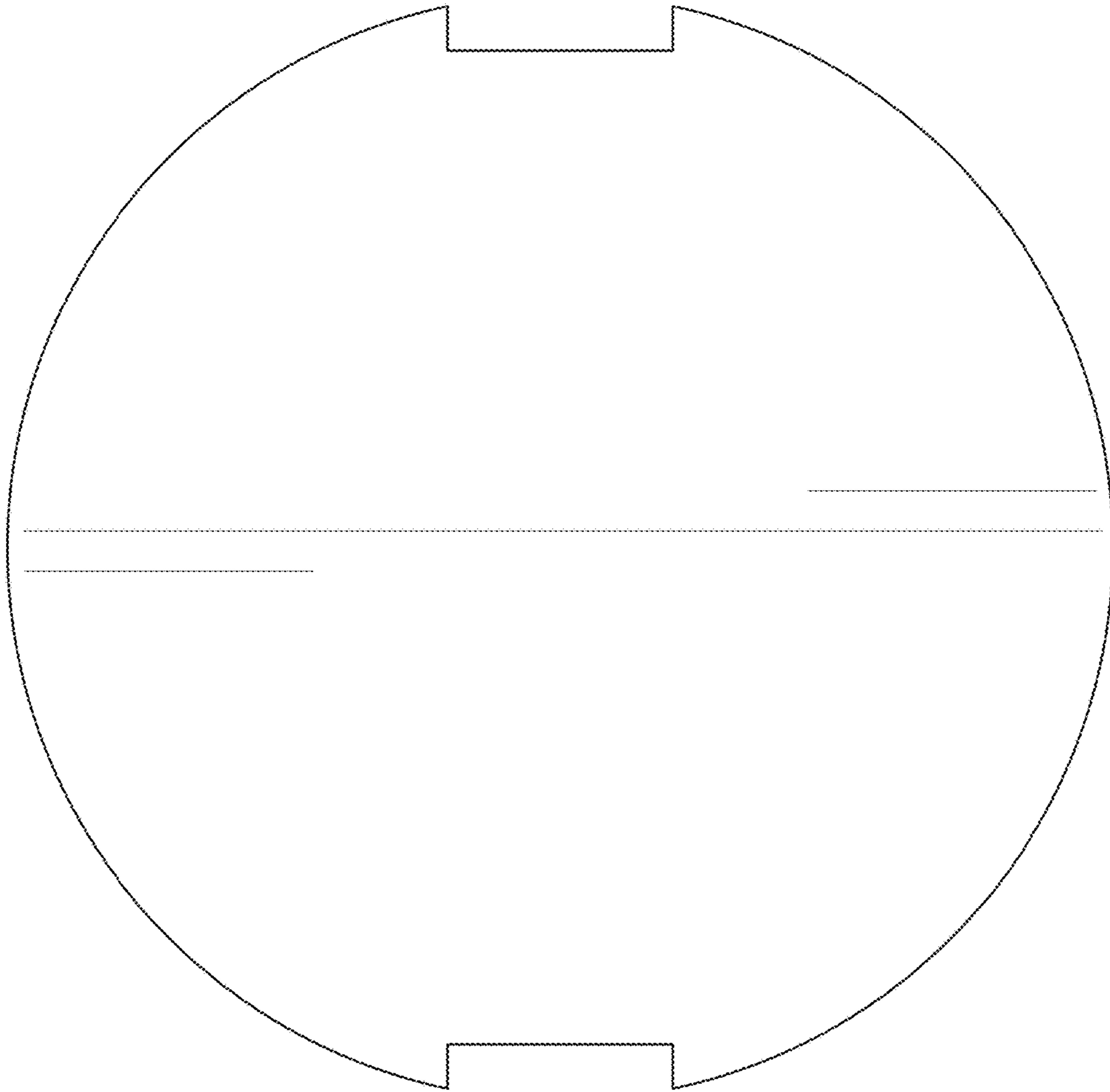


FIG. 14

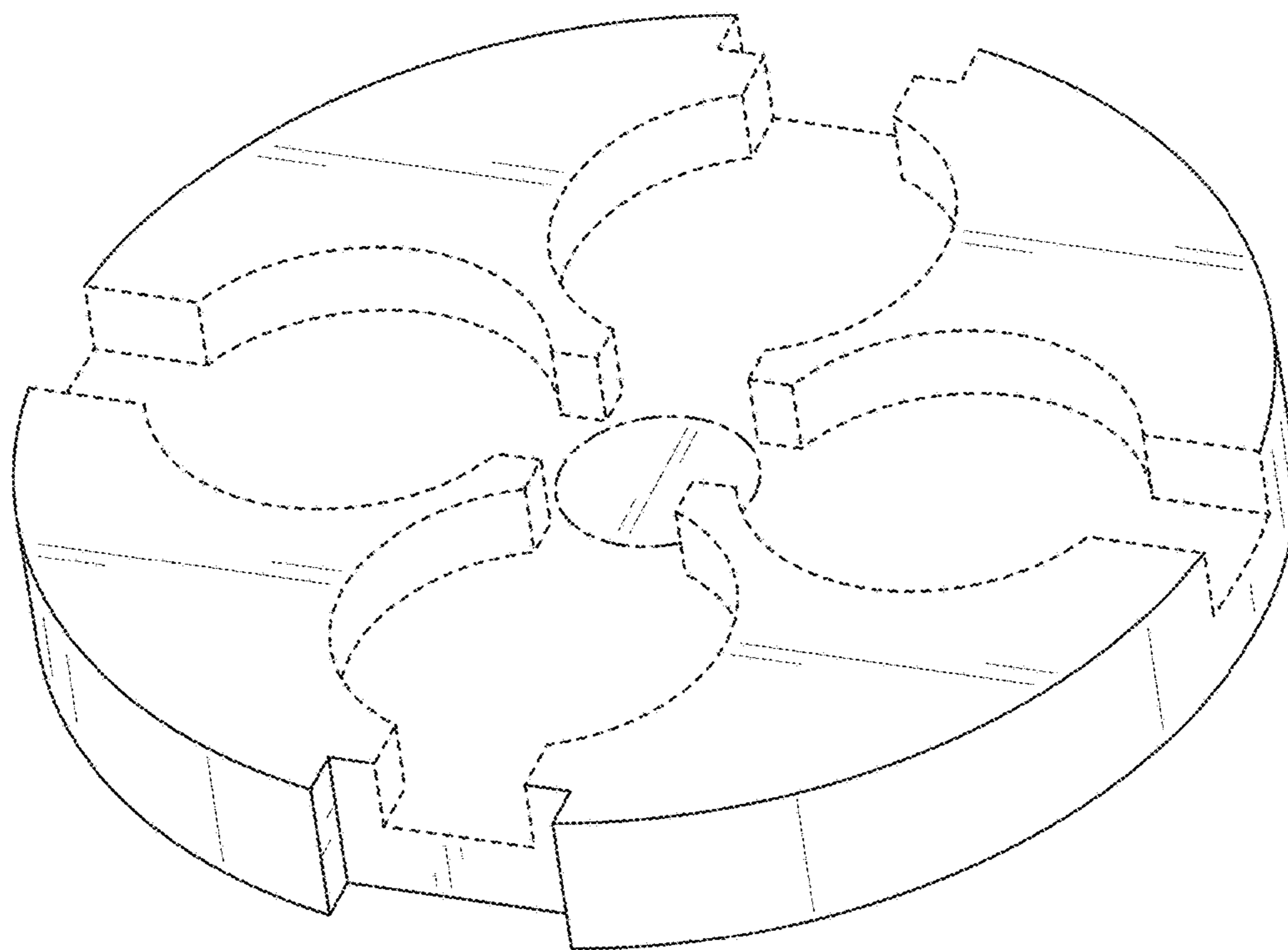


FIG. 15




FIG. 16

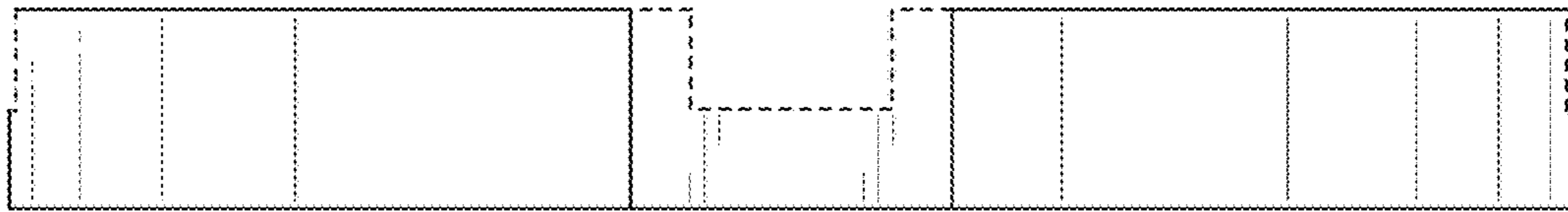


FIG. 17

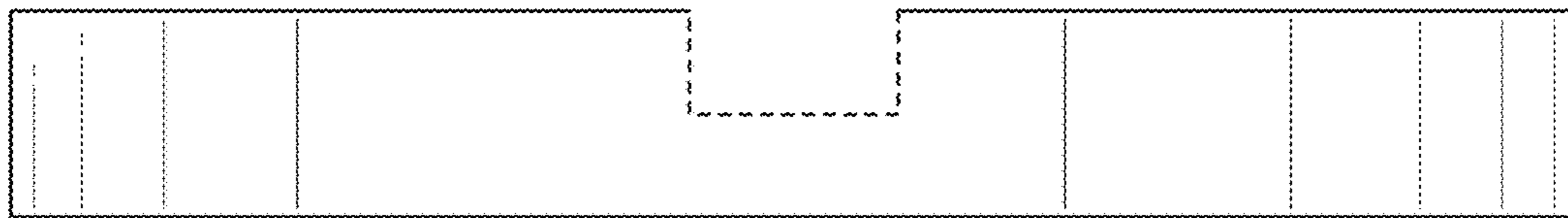


FIG. 18




FIG. 19

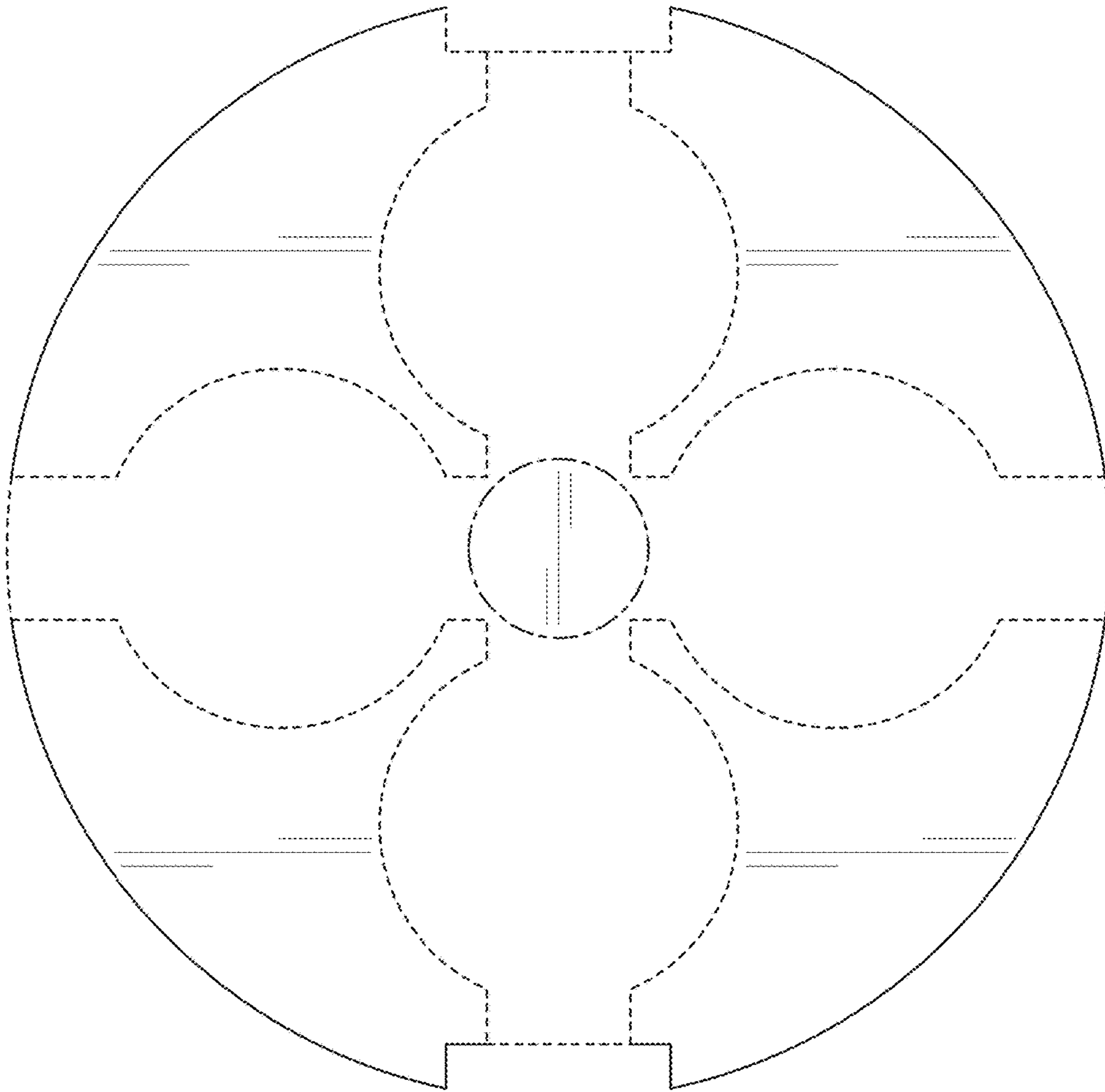


FIG. 20

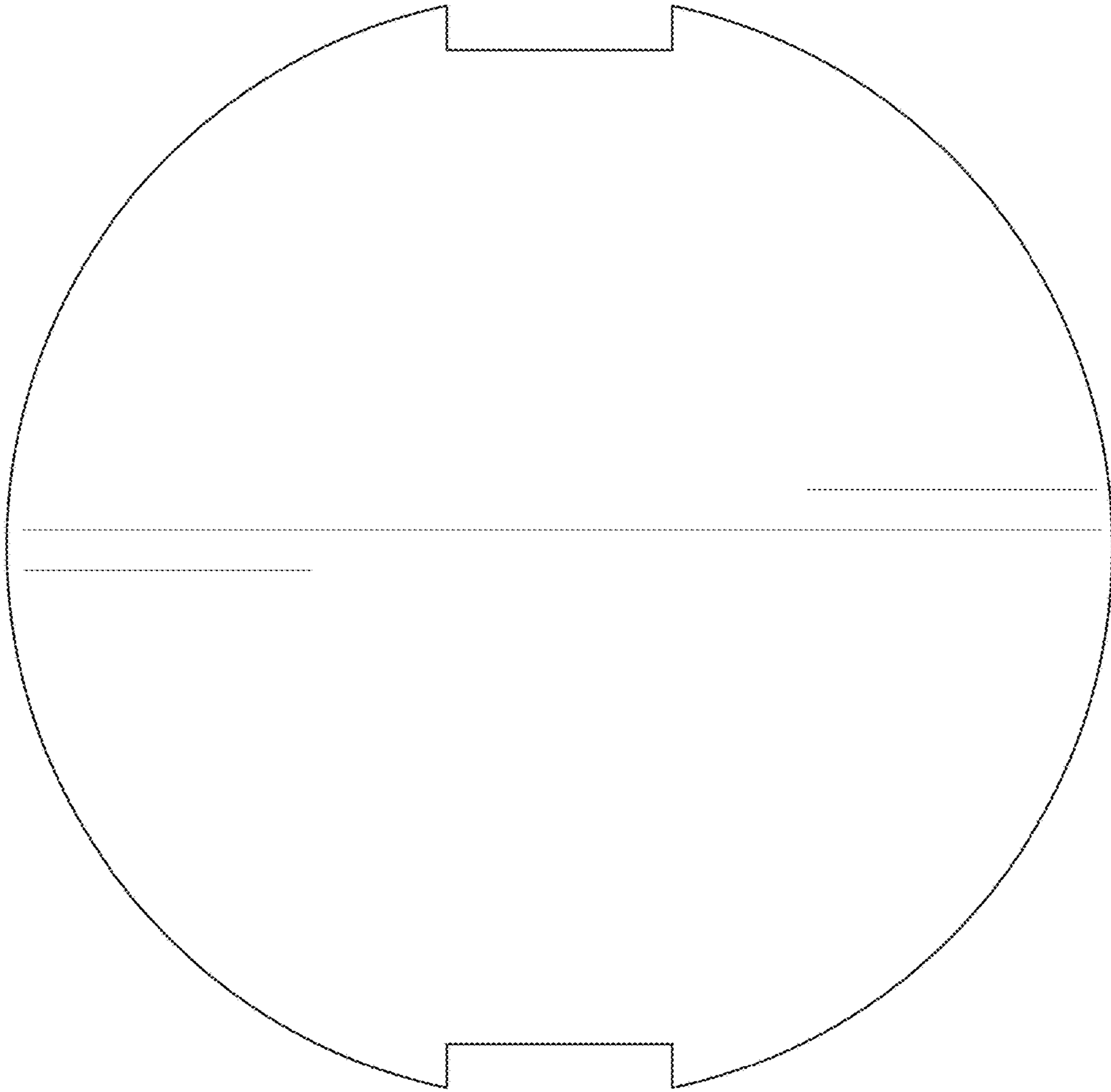


FIG. 21