



US00D846753S

(12) **United States Design Patent**
Cheung

(10) **Patent No.:** **US D846,753 S**

(45) **Date of Patent:** **** Apr. 23, 2019**

(54) **VIBRATOR**

(71) Applicant: **Brandcore Limited**, Road Town,
Tortola (VG)

(72) Inventor: **Lai Lam Cheung**, Ma On Shan (HK)

(73) Assignee: **Brandcore Limited** (VG)

(**) Term: **15 Years**

(21) Appl. No.: **29/599,584**

(22) Filed: **Apr. 5, 2017**

(51) **LOC (11) Cl.** **28-03**

(52) **U.S. Cl.**
USPC **D24/215**

(58) **Field of Classification Search**
USPC 601/15, 18, 19, 27, 28, 29, 30, 31, 32,
601/46, 47, 48, 52, 99, 112, 113, 118,
601/135, 137, DIG. 12, DIG. 14, DIG. 15,
601/DIG. 16, DIG. 17; D11/26, 28, 29;
D24/200, 211, 212, 213, 214, 215;
D30/160
CPC A61H 2007/009; A61H 2201/1645; A61H
7/004; A61H 15/0085; A61H 19/34;
A61H 19/40; A61H 19/44
See application file for complete search history.

(56) **References Cited**

U.S. PATENT DOCUMENTS

D125,046 S * 2/1941 Ballentine D24/115
D601,252 S * 9/2009 Ra D24/133
D607,116 S * 12/2009 Morganstern D24/211
8,012,082 B1 * 9/2011 Lefew A61H 19/00
600/38
D685,105 S * 6/2013 Marshall D24/215
D719,665 S * 12/2014 Callow D24/214

D771,828 S * 11/2016 Sedic D24/215
D810,313 S * 2/2018 Cheung D24/215
2002/0133102 A1 * 9/2002 Quan A61H 19/44
601/46
2005/0033112 A1 * 2/2005 Bruton A61H 19/44
600/38
2016/0015596 A1 * 1/2016 Murison A61H 23/0263
600/38

OTHER PUBLICATIONS

Myfirstblush "Juli Ashton's Anal Beginners Kit", May 6, 2014.
<https://www.myfirstblush.com/products/juli-ashtons-anal-beginners-kit>.
Shown on p. 1. (Year: 2014).*
Alibaba, Buttplug Kit Anal Trainer Set, Apr. 13, 2016. https://www.alibaba.com/product-detail/buttplug-kit-anal-trainer-set_60597488709.html?spm=a2700.7724838.2017115.505.228396c8ZWSHKg.
Shown on p. 1. (Year: 2016).*

* cited by examiner

Primary Examiner — Cynthia Ramirez
Assistant Examiner — Michael A Maharajh
(74) *Attorney, Agent, or Firm* — Merek, Blackmon &
Voorhees, LLC


(57) **CLAIM**

The ornamental design for a vibrator, as shown and described.

DESCRIPTION

FIG. 1 is a perspective view of a vibrator with the ornamental design;
FIG. 2 is a front plan view of the vibrator of FIG. 1, with the back plan view being a mirror image thereof;
FIG. 3 is a right side view of the vibrator of FIG. 1; with the left side being a mirror image thereof;
FIG. 4 is a top view of the vibrator of FIG. 1; and,
FIG. 5 is a bottom view of the vibrator of FIG. 1.

1 Claim, 4 Drawing Sheets



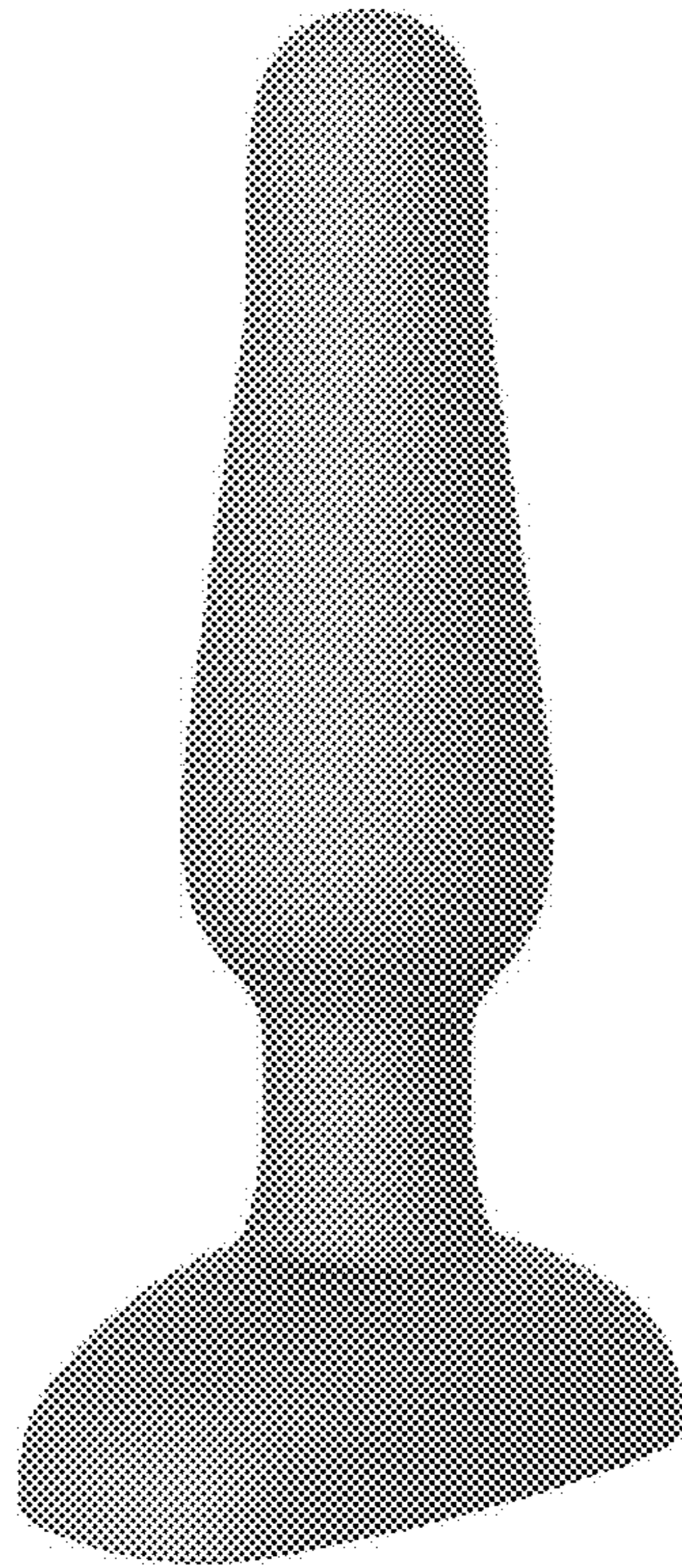


FIG. 1

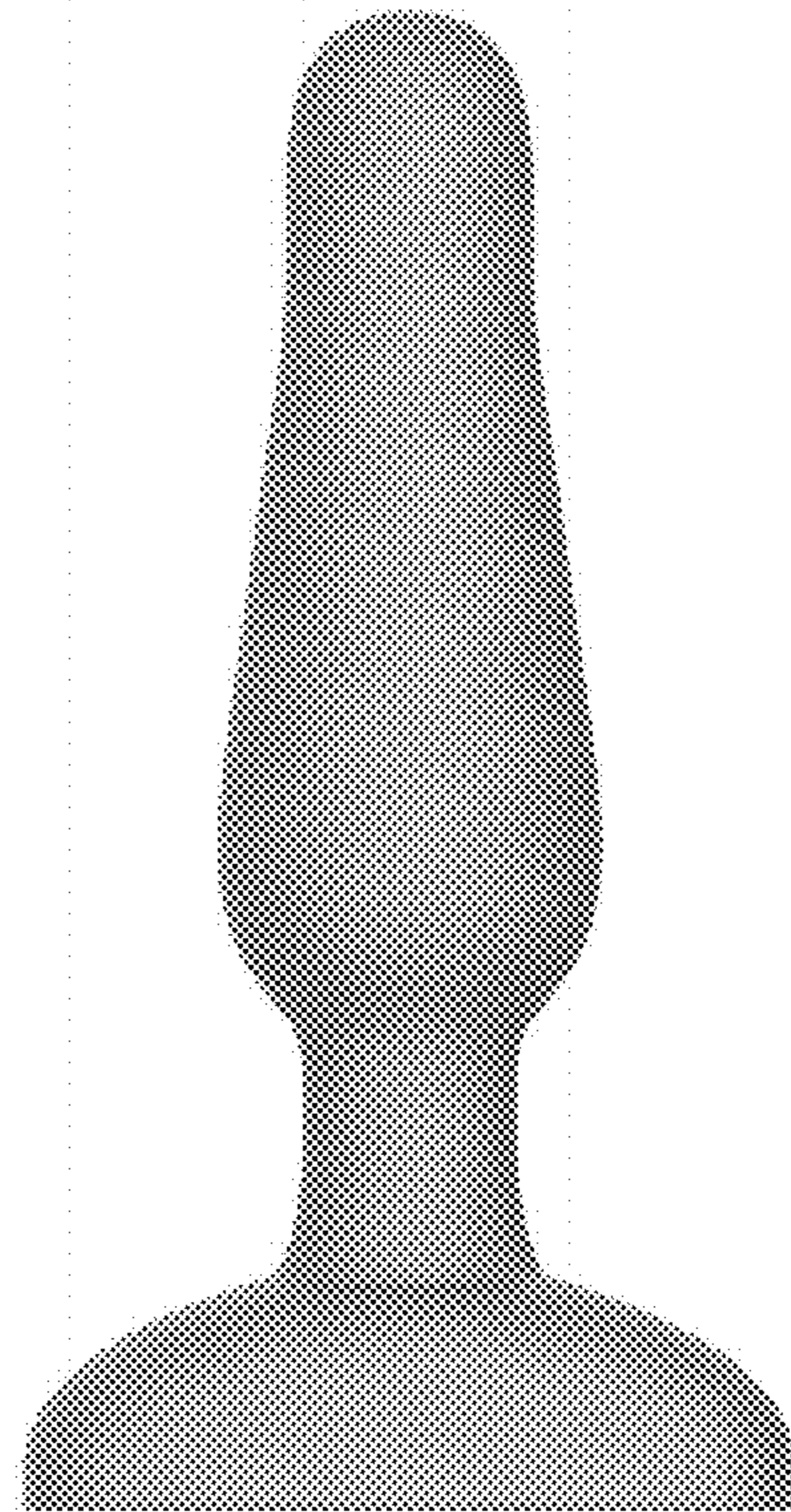


FIG. 2




FIG. 3




FIG. 4




FIG. 5