



US00D846744S

(12) **United States Design Patent**  
**Simson**

(10) **Patent No.:** **US D846,744 S**  
(45) **Date of Patent:** **\*\* Apr. 23, 2019**

(54) **INTERCHANGEABLE CURVABLE GRASPING PANEL FOR PATIENT LIFT**

(71) Applicant: **Anton K. Simson**, Truckee, CA (US)

(72) Inventor: **Anton K. Simson**, Truckee, CA (US)

(\*\*) Term: **15 Years**

(21) Appl. No.: **29/559,299**

(22) Filed: **Mar. 25, 2016**

D368,595 S \* 4/1996 Dallaire ..... D6/362  
D437,709 S \* 2/2001 Edstrom ..... D6/406.4  
6,817,363 B2 \* 11/2004 Biondo ..... A61G 5/006  
128/845  
7,287,288 B2 \* 10/2007 Walker ..... A61G 7/1015  
5/83.1  
D575,546 S \* 8/2008 Tsay ..... D14/457  
D635,682 S \* 4/2011 Chiang ..... D24/190  
8,214,945 B2 \* 7/2012 Walker ..... A61G 7/1015  
5/83.1  
D717,055 S \* 11/2014 Fenton ..... D6/362  
D725,786 S \* 3/2015 Romo ..... D24/190

(Continued)

**Related U.S. Application Data**

(63) Continuation-in-part of application No. 15/023,646, filed as application No. PCT/US2015/052504 on Sep. 25, 2015.

(51) **LOC (11) Cl.** ..... **24-02**

(52) **U.S. Cl.**  
USPC ..... **D24/184**

(58) **Field of Classification Search**  
USPC ..... D24/183, 184, 190, 191, 192;  
D29/101.3, 120.1, 121.1, 121.2, 122;  
D6/382, 383, 384, 406.1–406.6, 596, 601,  
D6/604, 610, 611, 710, 712, 716.2, 716.4,  
D6/716.6, 718, 718.3; D2/720, 826, 860,  
D2/861

CPC ..... A61G 1/003–1/013; A61G 1/04–1/052;  
A61G 7/1036; A61G 7/1053–7/1057  
See application file for complete search history.

(56) **References Cited**

**U.S. PATENT DOCUMENTS**

3,222,692 A \* 12/1965 Shewchenko ..... A61B 6/04  
378/209  
D271,647 S \* 12/1983 McLeod ..... D6/596  
D271,899 S \* 12/1983 Hillesheim ..... D21/731  
4,506,664 A \* 3/1985 Brault ..... A61F 5/05883  
5/628  
D318,961 S \* 8/1991 Edelson ..... D6/406.4  
D328,349 S \* 7/1992 Waldrop ..... D24/183

**OTHER PUBLICATIONS**

DME Innovations Co. EquityNet. [online] Retrieved Jun. 7, 2018 from URL: <https://www.equitynet.com/c/dme-innovations-co>.\*

*Primary Examiner* — Vy N Koenig

(74) *Attorney, Agent, or Firm* — Charmasson, Buchaca & Leach, LLP

(57) **CLAIM**

The ornamental design for an interchangeable curvable grasping panel for patient lift, as shown and described.

**DESCRIPTION**

FIG. 1 is a top front right perspective view of an interchangeable curvable grasping panel for a patient lift according to my new design.

FIG. 2 is a bottom back left perspective view thereof.

FIG. 3 is a top plan view thereof.

FIG. 4 is a bottom plan view thereof.

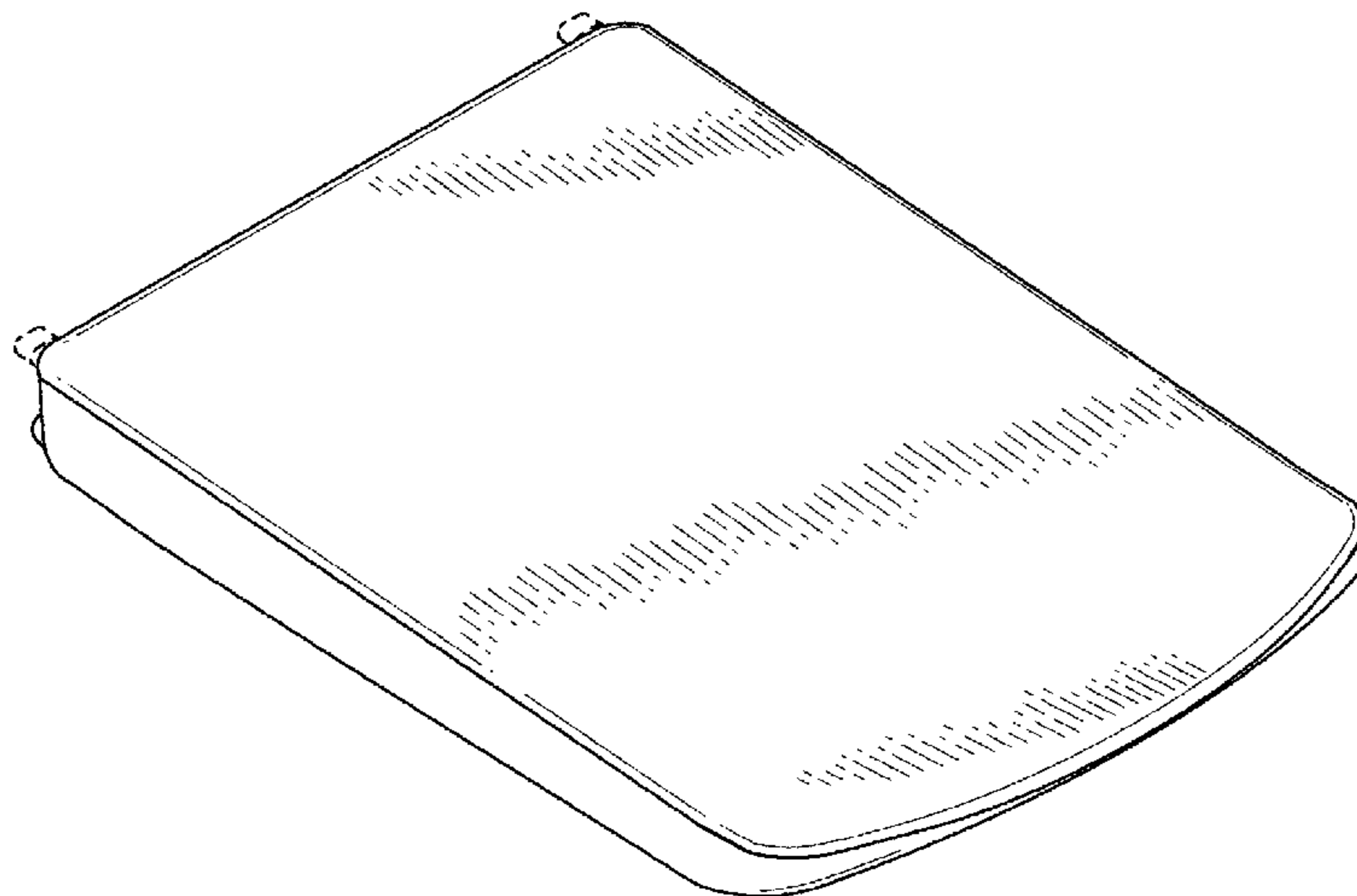
FIG. 5 is a front plan view thereof

FIG. 6 is a back plan view thereof; and,

FIG. 7 is a left side plan view thereof, the right side plan view being a mirror image thereof.

The broken lines in the drawing depict portions of the grasping panel that form no part of the claimed design.

**1 Claim, 4 Drawing Sheets**



(56)

**References Cited**

U.S. PATENT DOCUMENTS

D729,537 S *	5/2015	Ferm .....	D6/362
D731,200 S *	6/2015	Andersen .....	D6/406.3
D771,414 S *	11/2016	Krishtul .....	D6/601
D771,975 S *	11/2016	Goldfarb Pelletier .....	D6/601
D776,452 S *	1/2017	Glaser .....	D6/406.3
D794,974 S *	8/2017	Jennings .....	D6/406.3

\* cited by examiner

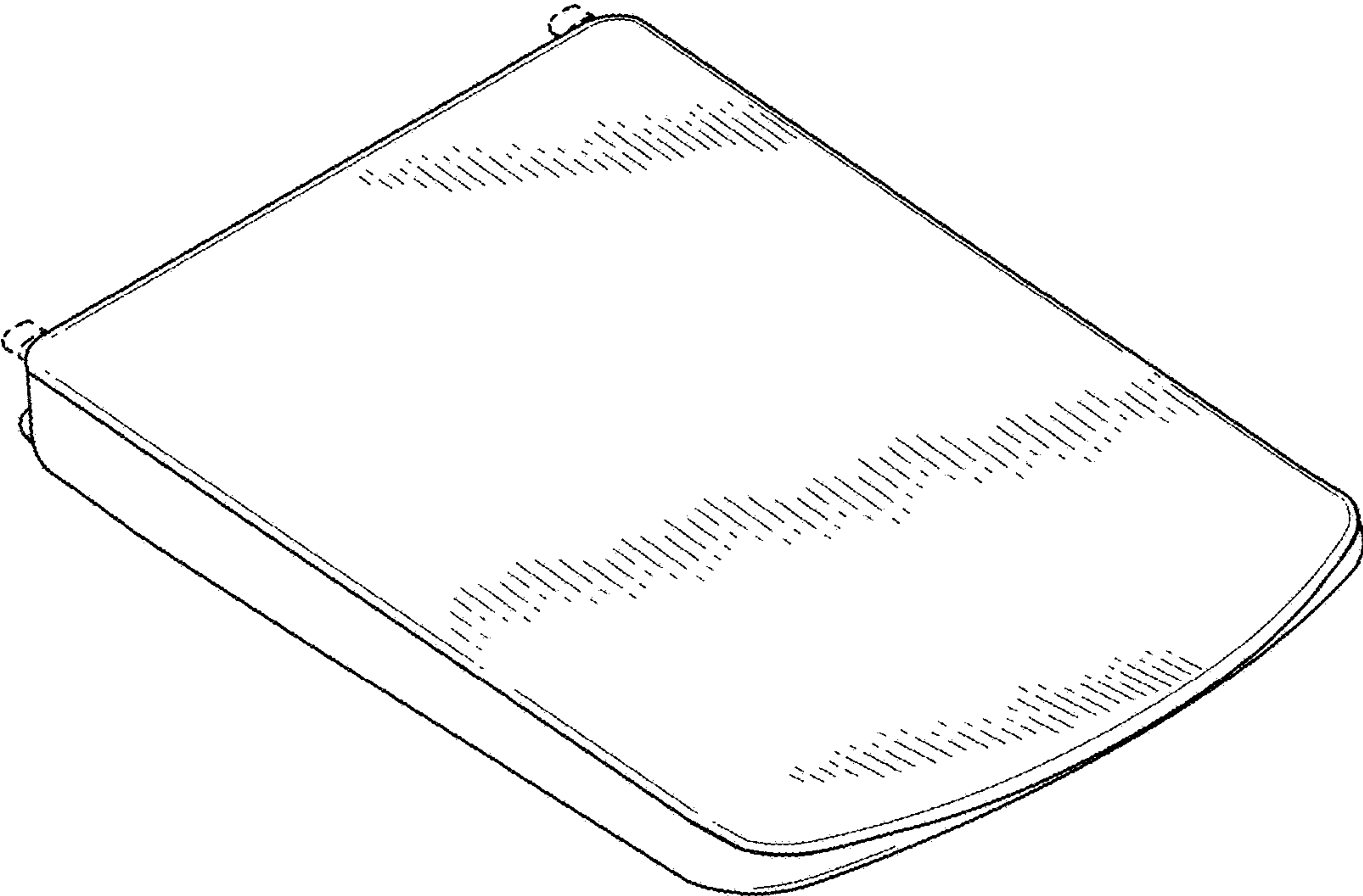


FIG. 1

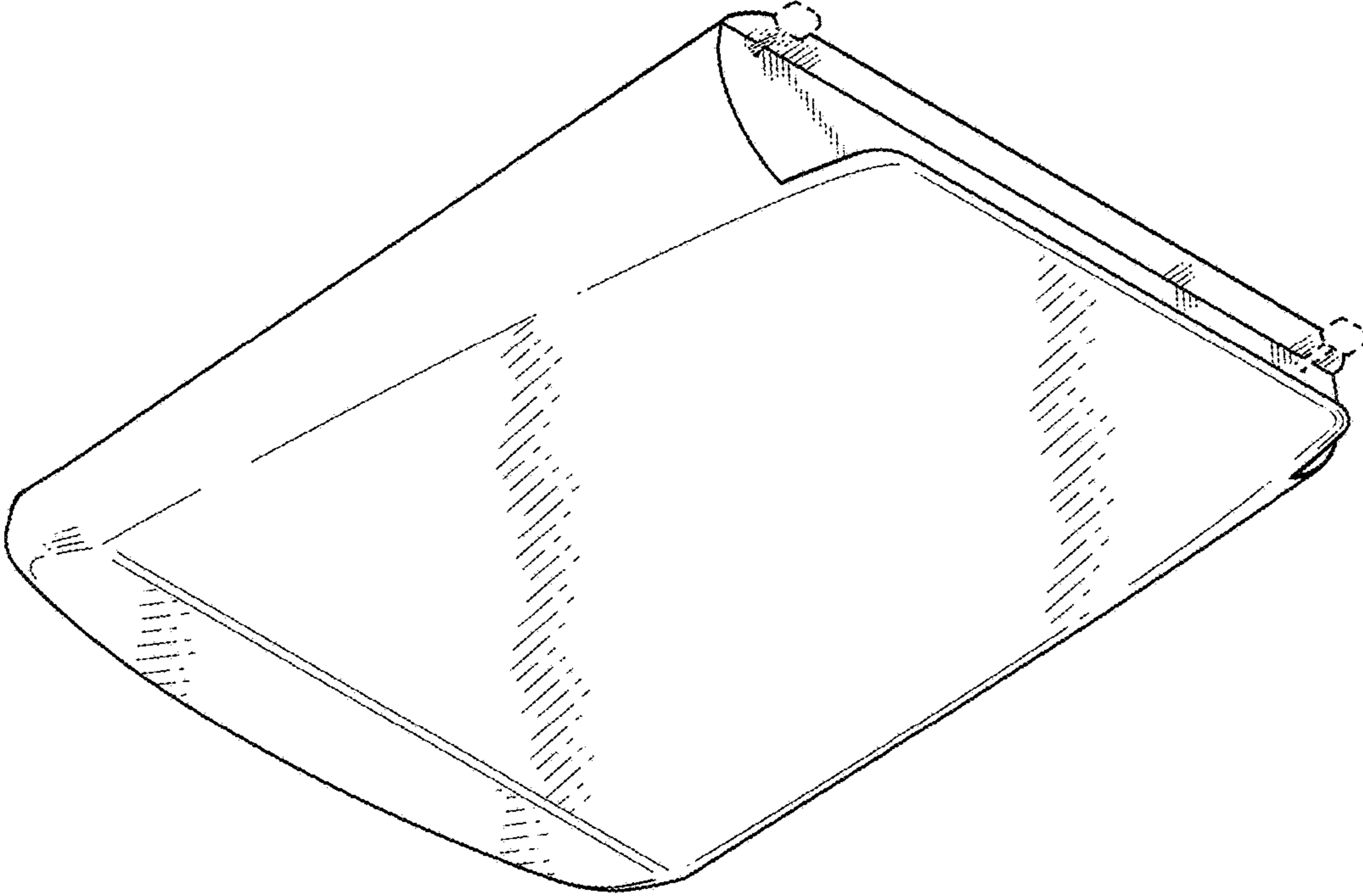


FIG. 2




FIG. 3

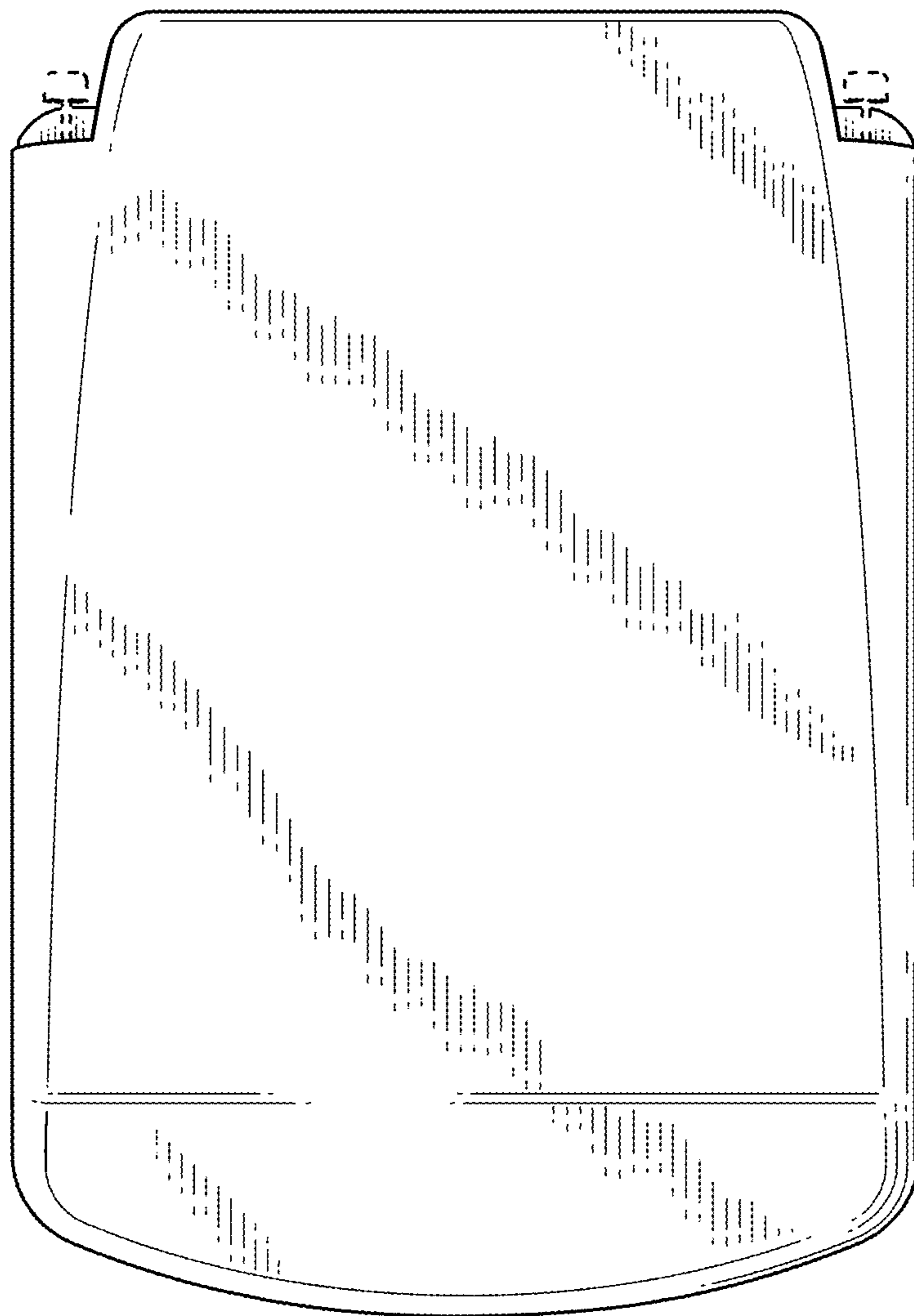


FIG. 4

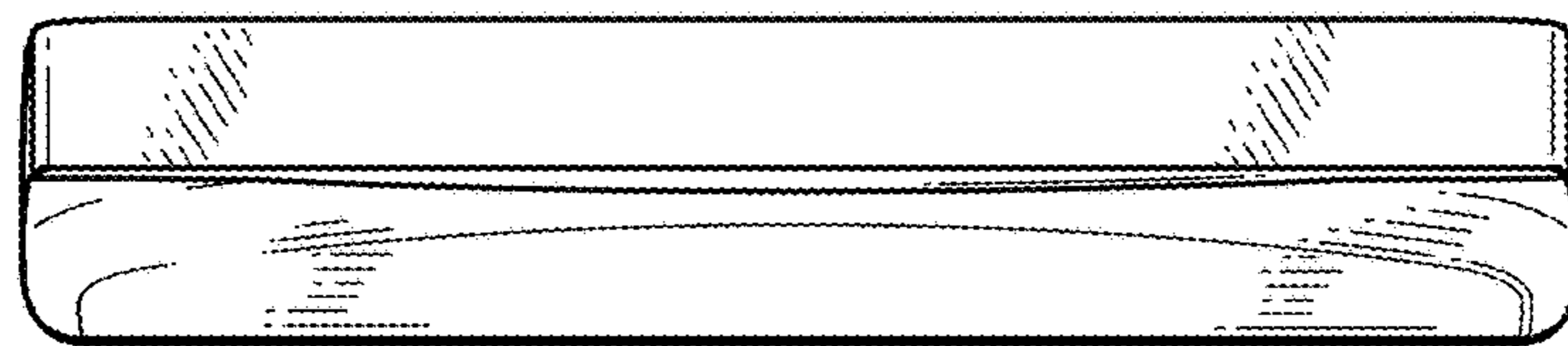


FIG. 5




FIG. 6

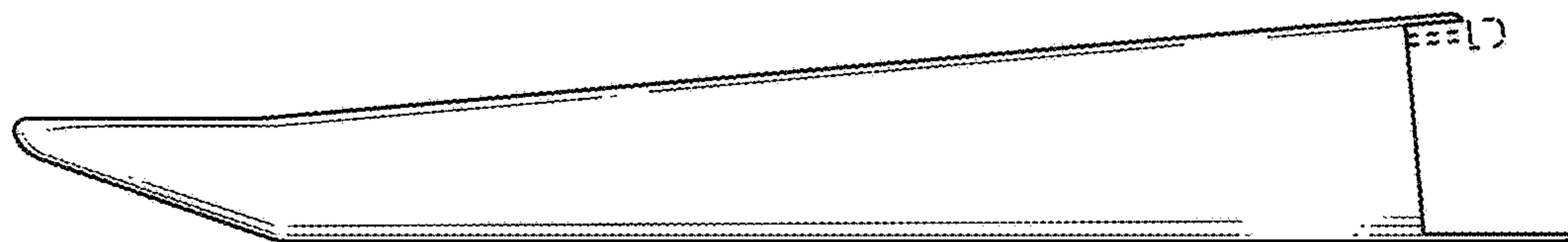


FIG. 7