



US00D846739S

(12) **United States Design Patent**
Baumer et al.

(10) **Patent No.:** **US D846,739 S**

(45) **Date of Patent:** **** Apr. 23, 2019**

(54) **MEDICAL CLAMP FOR HOSES AND PIPES**

(71) Applicant: **NORDIC MEDCOM AB**, Boras (SE)

(72) Inventors: **Bill Baumer**, Taby (SE); **Henrik Enkel Larsson**, Gothenburg (SE); **Henrik Eklund**, Gothenburg (SE); **Arne Puhasmagi**, Boras (SE); **Örjan Sodeberg**, Gotenborg (SE); **Jonas Bjoorkman**, Gotenborg (SE)

(**) Term: **15 Years**

(21) Appl. No.: **35/504,710**

(22) Filed: **Mar. 6, 2018**

(80) **Hague Agreement Data**

Int. Filing Date: **Mar. 6, 2018**

Int. Reg. No.: **DM/100353**

Int. Reg. Date: **Mar. 6, 2018**

Int. Reg. Pub. Date: **Apr. 6, 2018**

(51) **LOC (11) Cl.** **24-02**

(52) **U.S. Cl.**
USPC **D24/143**

(58) **Field of Classification Search**
USPC D24/133, 129, 128, 127, 147, 146, 143
CPC A61M 39/284
See application file for complete search history.

(56) **References Cited**

U.S. PATENT DOCUMENTS

D299,168	S *	12/1988	Bergstrom	D24/143
D427,307	S *	6/2000	Guala	D24/129
D431,650	S *	10/2000	Guala	D24/129
D465,843	S *	11/2002	Guala	D24/129
6,644,618	B1 *	11/2003	Balbo	A61M 39/284
					251/10
9,316,029	B2 *	4/2016	Hunt	E05B 79/16

D767,761	S *	9/2016	Babb	D24/143
D783,813	S *	4/2017	Duncan	D24/128
D814,027	S *	3/2018	Ienna	D24/133
2012/0035553	A1 *	2/2012	Lombardo	A61M 39/284
					604/250
2013/0066280	A1 *	3/2013	Wallin	A61M 39/284
					604/250
2013/0310768	A1 *	11/2013	Ebara	A61M 5/168
					604/250

* cited by examiner

Primary Examiner — Eliza Z Bennett-Hattan

(57) **CLAIM**

The ornamental design for a medical clamp for hoses and pipes, as shown and described.

DESCRIPTION

The patent or application file contains at least one drawing executed in color. Copies of this patent or patent application publication with color drawing(s) will be provided by the Office upon request and payment of the necessary fee.

1. Clamp for hoses and pipes

1.1 : Back

1.2 : Bottom

1.3 : Front

1.4 : Left


1.5 : Unfolded

1.6 : Right

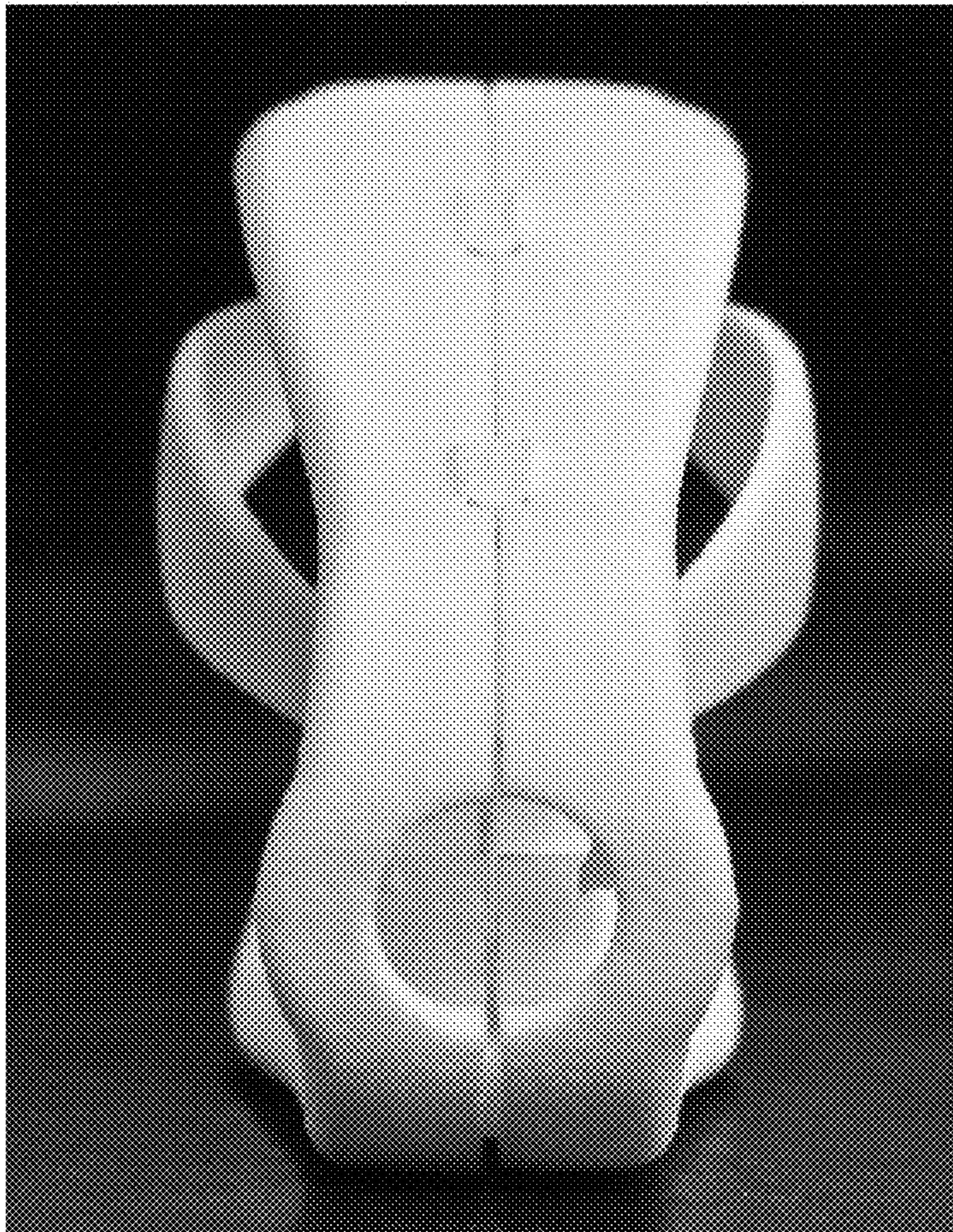
1.7 : Top

FIG. 1.1 is a back view of medical clamp for hoses and pipes; FIG. 1.2 is a bottom view thereof; FIG. 1.3 is a front view thereof; FIG. 1.4 is a left view thereof; FIG. 1.5 is an unfolded view thereof; FIG. 1.6 is a right view of thereof; FIG. 1.7 is a top view of thereof.


1 Claim, 7 Drawing Sheets
(7 of 7 Drawing Sheet(s) Filed in Color)




1.1



1.2



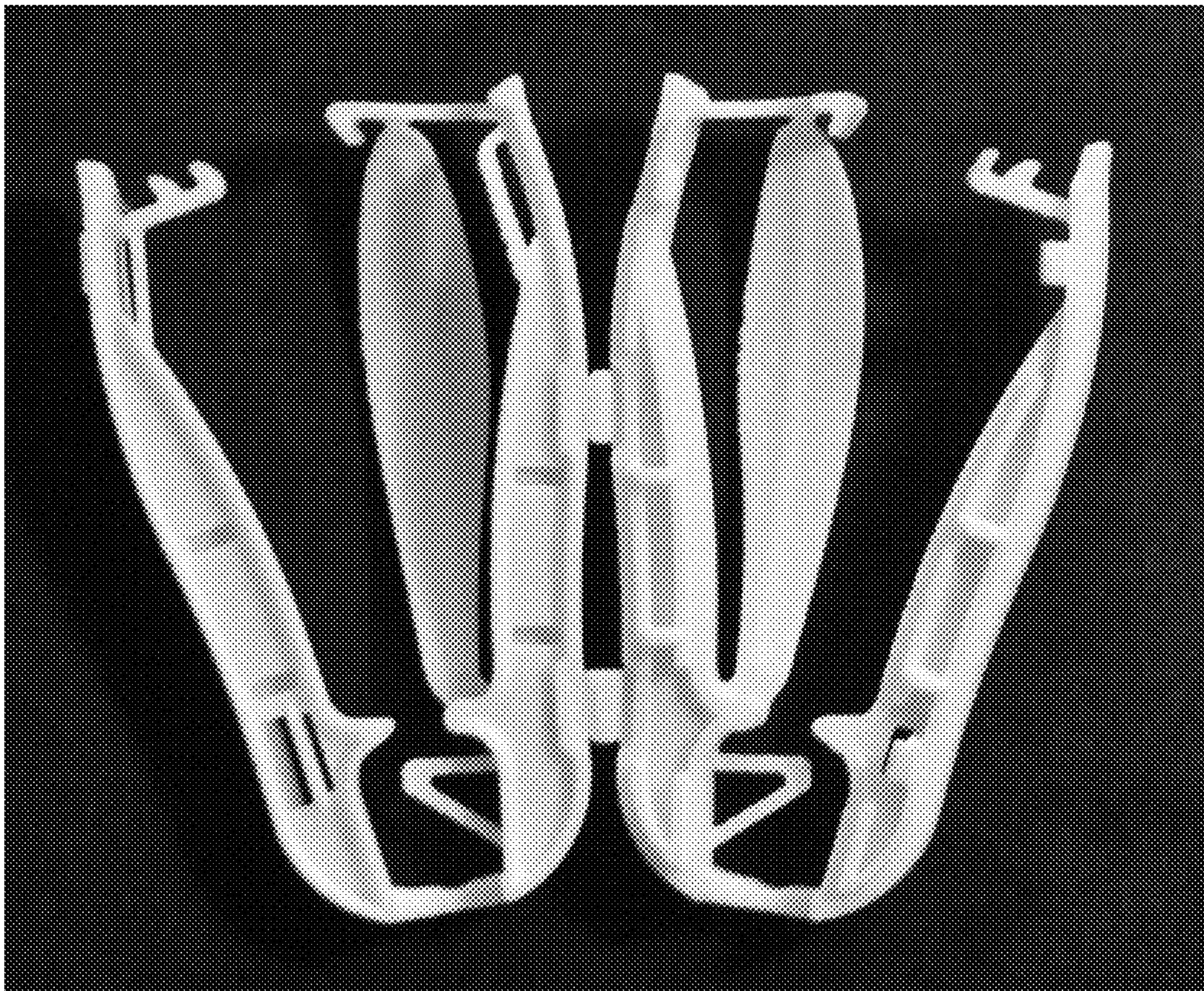
1.3




1.4



1.5



1.6



1.7

