



US00D846731S

(12) **United States Design Patent**
Partsch, IV

(10) **Patent No.:** **US D846,731 S**

(45) **Date of Patent:** **** Apr. 23, 2019**

(54) **DOUCHE/ENEMA TIP ADAPTABLE FOR A WATER BOTTLE**

(71) Applicant: **George J. Partsch, IV**, Norco, CA (US)

(72) Inventor: **George J. Partsch, IV**, Norco, CA (US)

(**) Term: **15 Years**

(21) Appl. No.: **29/632,880**

(22) Filed: **Jan. 10, 2018**

(51) **LOC (11) Cl.** **24-02**

(52) **U.S. Cl.**
USPC **D24/112**

(58) **Field of Classification Search**
USPC D24/112-115, 118, 194, 196, 108, 133, D24/130, 127, 186; 606/181, 185; 604/264, 272, 187, 181, 184, 227
CPC A61M 3/02; A61M 3/0262; A61M 5/178; A61M 3/00; A61M 5/20; A61M 5/31; A61M 5/3146; A61M 5/3129; A61M 5/3148; A61M 5/315
See application file for complete search history.

(56) **References Cited**

U.S. PATENT DOCUMENTS

2,857,914	A *	10/1958	Carliner	A61M 3/00	604/200
2,888,929	A *	6/1959	Bray	A61J 17/001	606/236
3,144,866	A *	8/1964	Ellis	A61M 3/0262	122/406.4
D250,546	S *	12/1978	Pick	D24/115	
4,200,097	A *	4/1980	Hobbs, Jr.	A61M 3/0262	604/213

4,336,801	A *	6/1982	Sentell	A61B 1/32	604/278
D372,089	S *	7/1996	Sheu	604/121	
5,531,703	A *	7/1996	Skwarek	A61M 5/3129	604/187
D387,868	S *	12/1997	Wilburn	D24/194	
6,190,366	B1 *	2/2001	Tani	A61H 35/00	222/211
D575,405	S *	8/2008	Spalding	D24/194	
D610,691	S *	2/2010	Benedetto	D24/194	
D712,535	S *	9/2014	Du	D24/108	

* cited by examiner

Primary Examiner — David G Muller

(74) *Attorney, Agent, or Firm* — WPAT, P.C. Intellectual Property Attorneys; Anthony King

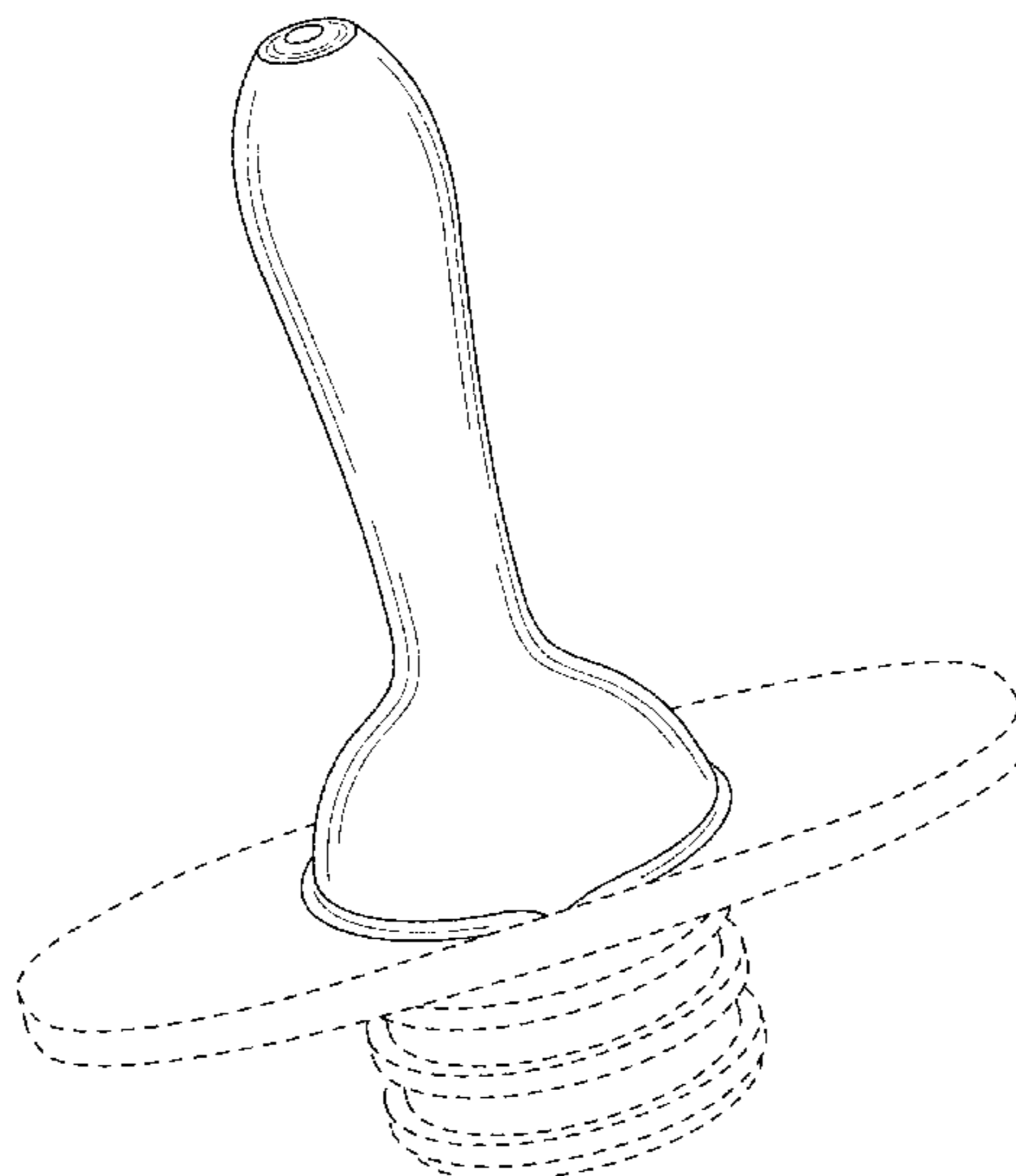
(57) **CLAIM**

The ornamental design for a douche/enema tip adaptable for a water bottle, as shown and described.

DESCRIPTION

FIG. 1 is a perspective view of the douche/enema tip adaptable for a water bottle;
FIG. 2 is a front view of the douche/enema tip adaptable for a water bottle of FIG. 1, the back side being a mirror image thereof;
FIG. 3 is a left side view of the douche/enema tip adaptable for a water bottle of FIG. 1; the right side being a mirror image thereof;
FIG. 4 is a top view of the douche/enema tip adaptable for a water bottle of FIG. 1; and,
FIG. 5 is a bottom view of the douche/enema tip adaptable for a water bottle of FIG. 1, the bottom of the table is not illustrated as it forms no part of the present invention.
The broken lines shown in FIGS. 1-5 illustrate portions of the (insert tip, collar, O-ring) that form no part of the claimed design.

1 Claim, 4 Drawing Sheets



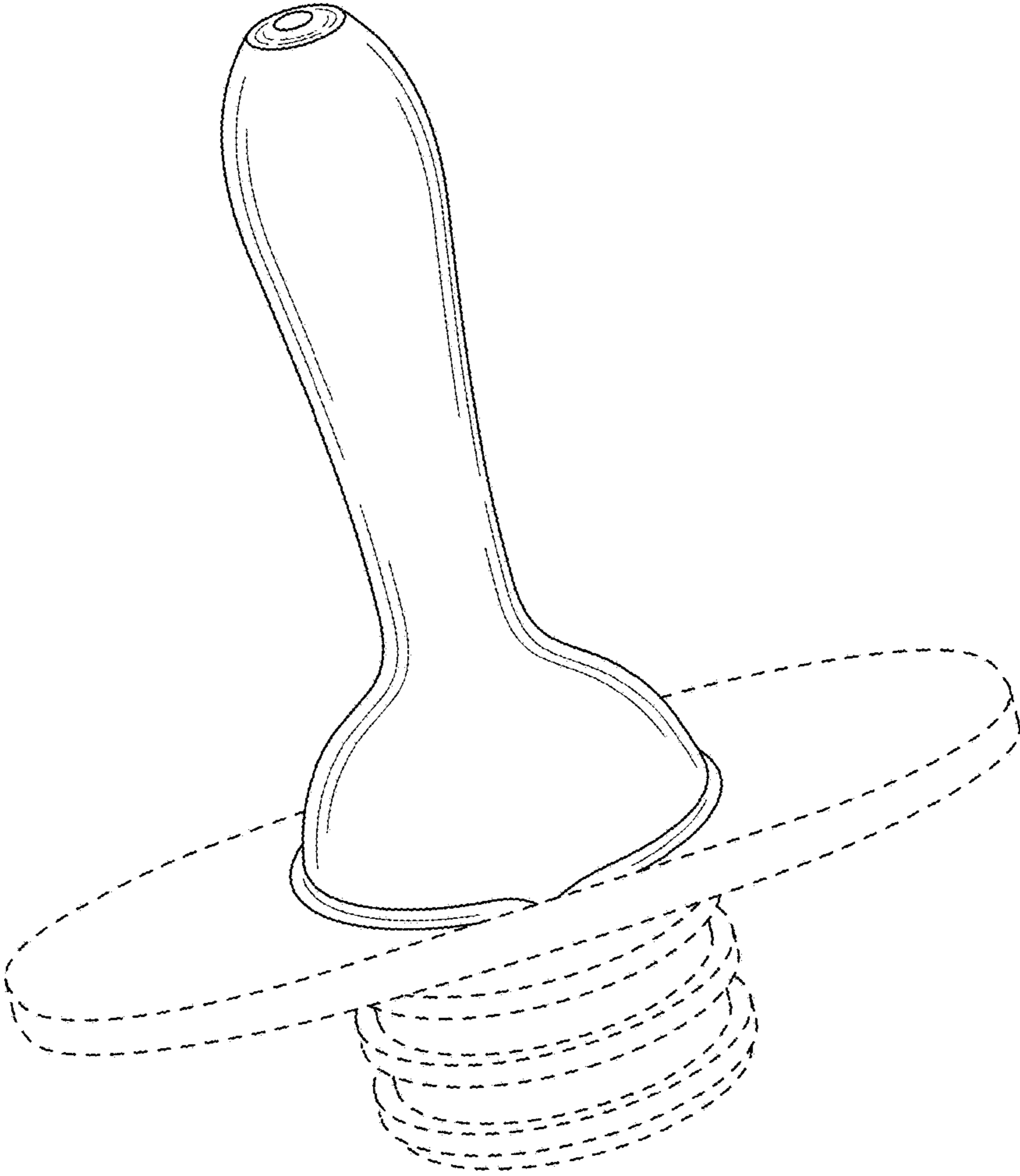


FIG. 1

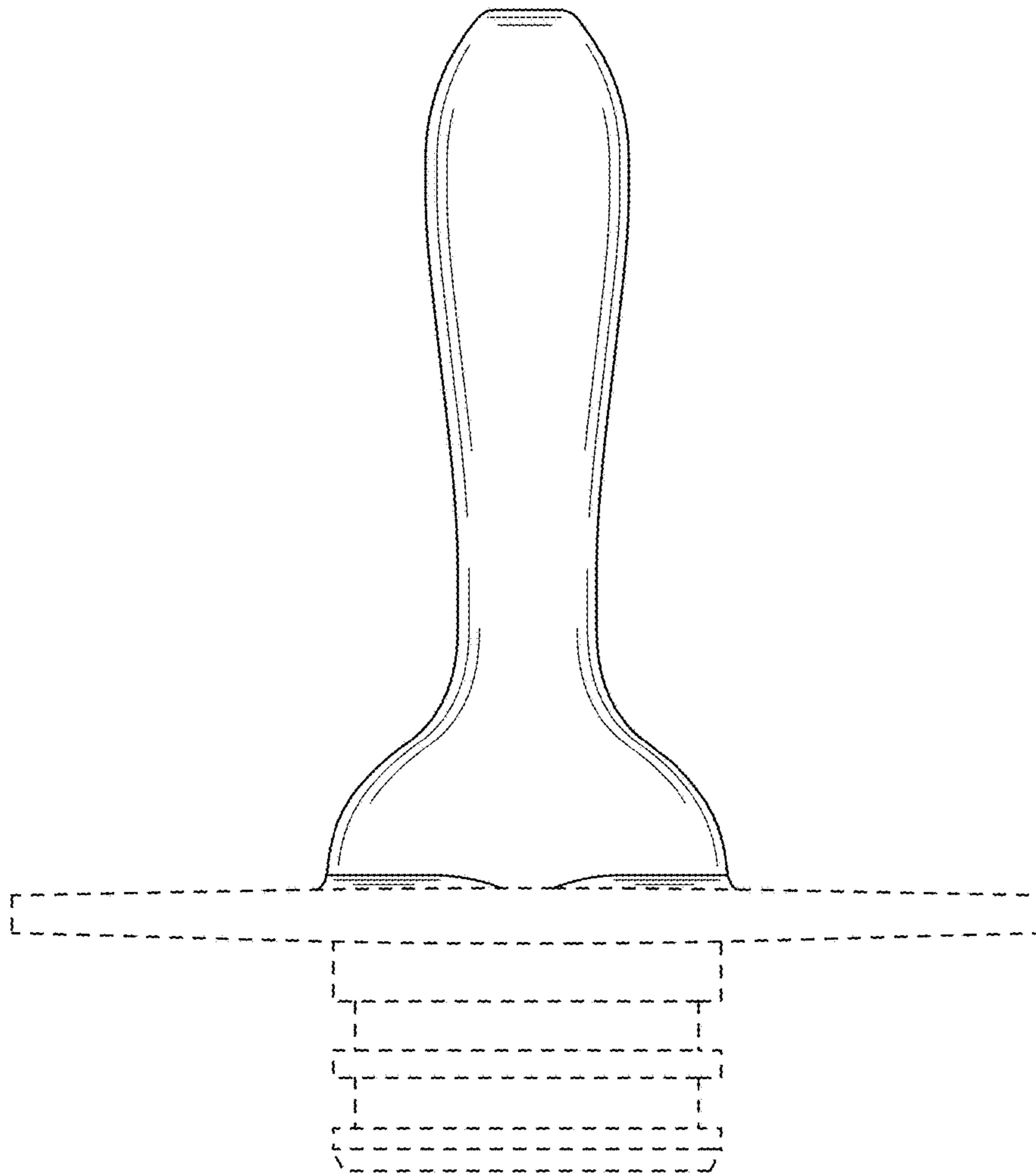


FIG. 2

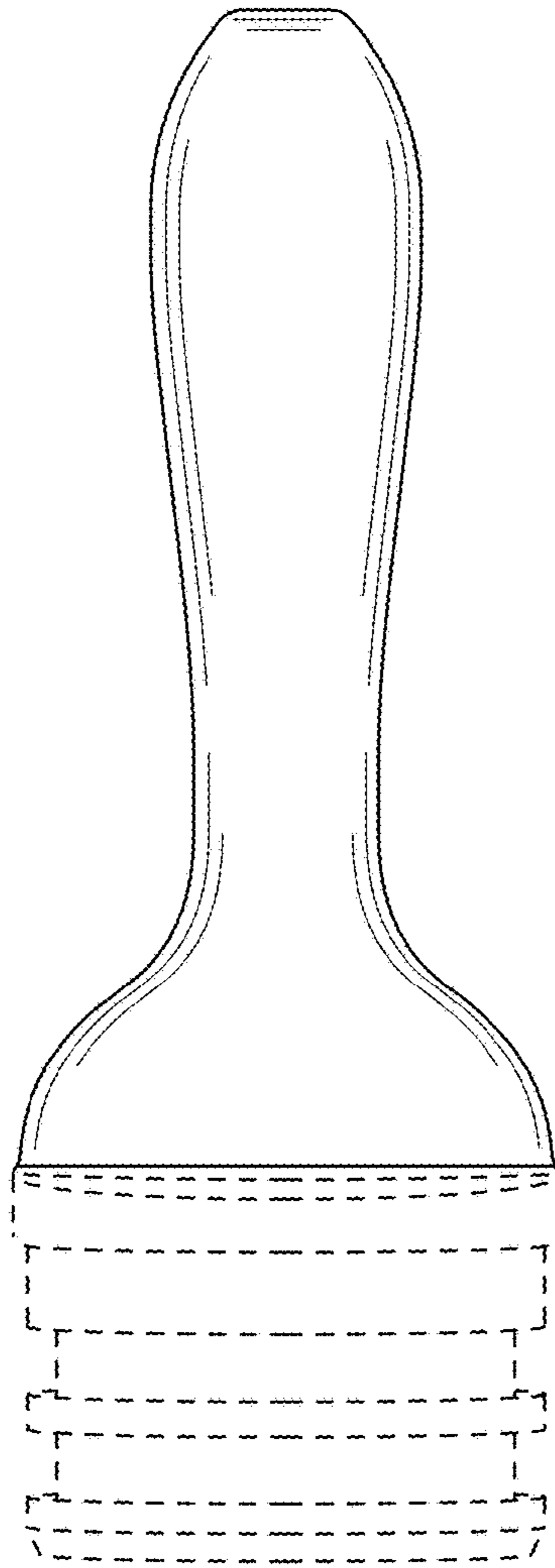


FIG. 3

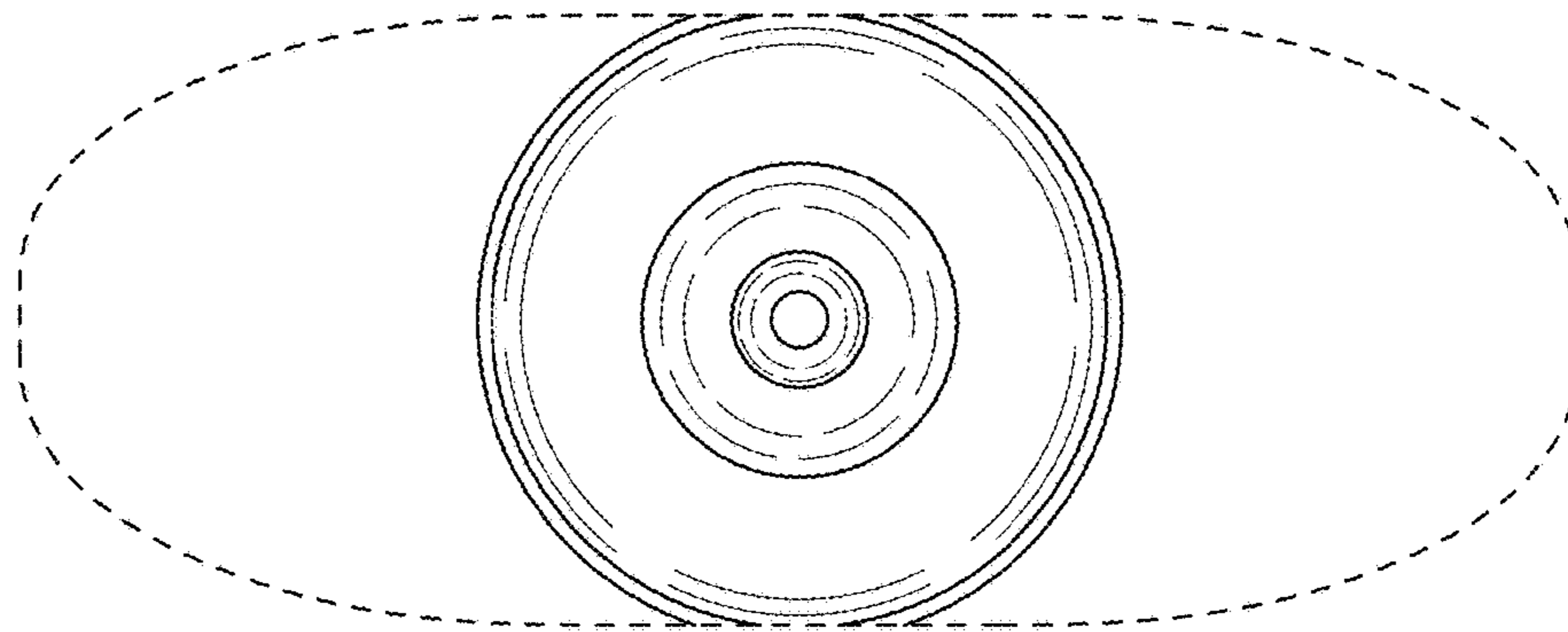


FIG. 4

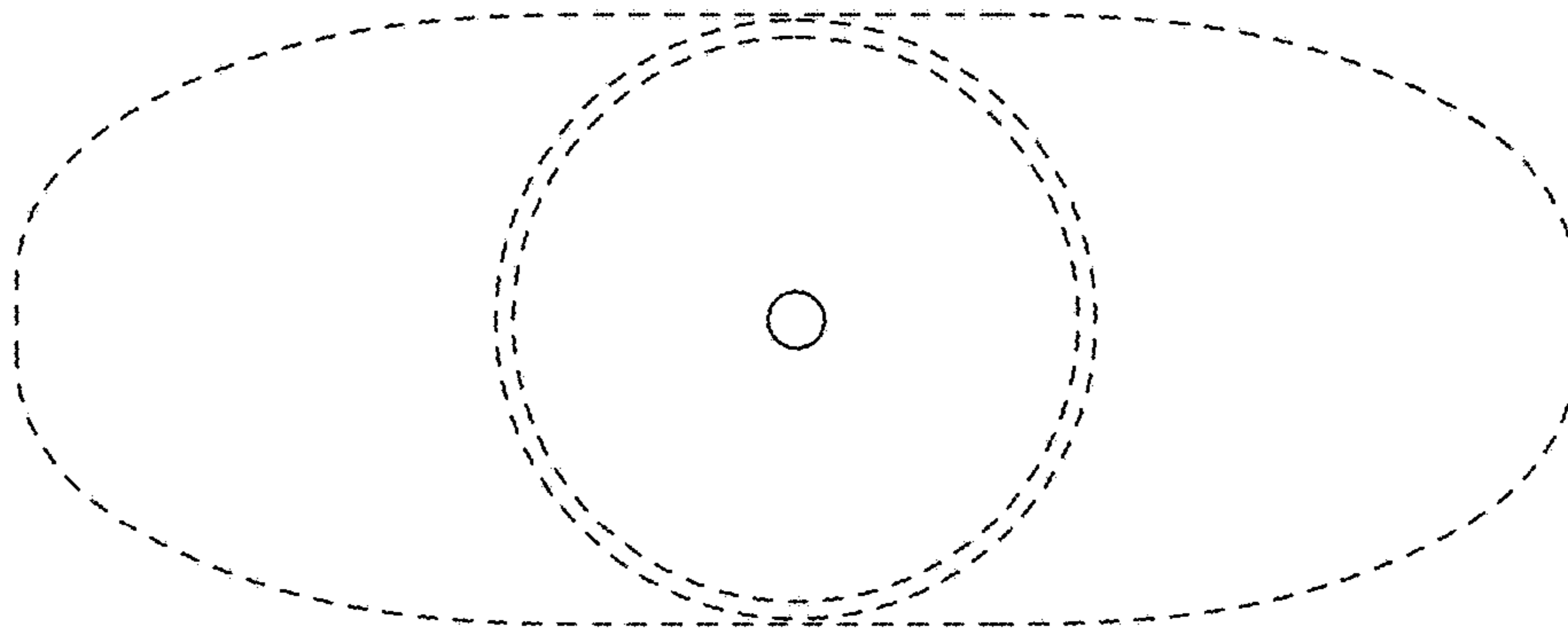


FIG. 5