



US00D846717S

(12) **United States Design Patent**
Niki

(10) **Patent No.:** **US D846,717 S**

(45) **Date of Patent:** **** *Apr. 23, 2019**

(54) **AIR-CONDITIONER**

(71) Applicant: **DAIKIN INDUSTRIES LTD.**,
Osaka-shi, Osaka-fu (JP)

(72) Inventor: **Kentarou Niki**, Osaka (JP)

(73) Assignee: **DAIKIN INDUSTRIES LTD.**,
Osaka-Shi, Osaka-Fu (JP)

(*) Notice: This patent is subject to a terminal disclaimer.

(**) Term: **15 Years**

(21) Appl. No.: **29/601,956**

(22) Filed: **Apr. 27, 2017**

(30) **Foreign Application Priority Data**

Nov. 25, 2016 (JP) 2016-025591

(51) **LOC (11) Cl.** **23-04**

(52) **U.S. Cl.**
USPC **D23/351**

(58) **Field of Classification Search**
USPC D23/333, 335, 341, 342, 351, 353, 354,
D23/355, 356, 359, 364, 365, 370, 385,
D23/386, 388, 393

CPC F24F 1/00; F24F 1/0007; F24F 1/02; F24F
1/08; F24F 1/42; F24F 1/56; F24F 1/60;
F24F 3/044; F24F 3/048; F24F 3/16;
F24F 7/00; F24F 7/04; F24F 12/001;
F24F 12/006

See application file for complete search history.

(56) **References Cited**

U.S. PATENT DOCUMENTS

D557,781 S * 12/2007 Kim D23/351
D579,094 S * 10/2008 Motonishi D23/351

D595,402 S * 6/2009 Miyake D23/385
D618,782 S * 6/2010 Zakula D23/385
D683,837 S * 6/2013 Kim D23/351
D706,404 S * 6/2014 Tsuji D23/351
D709,170 S * 7/2014 Tsuji D23/351
D720,443 S * 12/2014 Kosuge D23/351
D724,715 S * 3/2015 Isshiki D23/351
D767,749 S * 9/2016 Nakai D23/388
D768,275 S * 10/2016 Niki D23/351
D792,956 S * 7/2017 Niki D23/351

* cited by examiner

Primary Examiner — George D. Kirschbaum

Assistant Examiner — Natasha Vujcic

(74) *Attorney, Agent, or Firm* — Manabu Kanesaka

(57) **CLAIM**

The ornamental design for air-conditioner, as shown and described.

DESCRIPTION

FIG. 1 is a perspective view of an air-conditioner showing my new design;

FIG. 2 is a front view thereof;

FIG. 3 is a rear view thereof;

FIG. 4 is a plan view thereof;

FIG. 5 is a bottom view thereof;

FIG. 6 is a left side view thereof;

FIG. 7 is a right side view thereof; and,

FIG. 8 is a cross-sectional view thereof along the line 8-8 in FIG. 2.

The broken lines depict portions of the air-conditioner that form no part of claimed design.

1 Claim, 3 Drawing Sheets

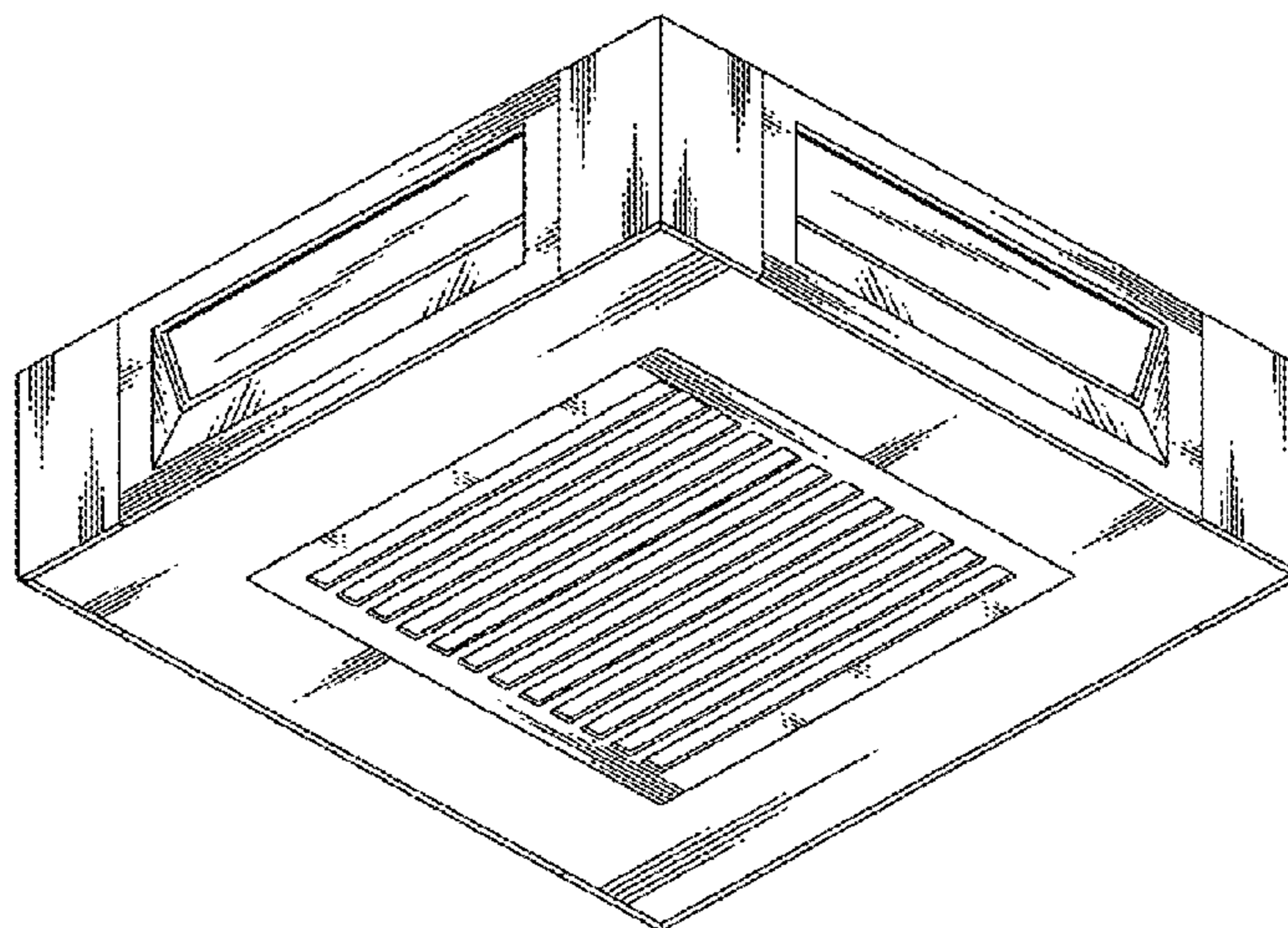


Fig. 1

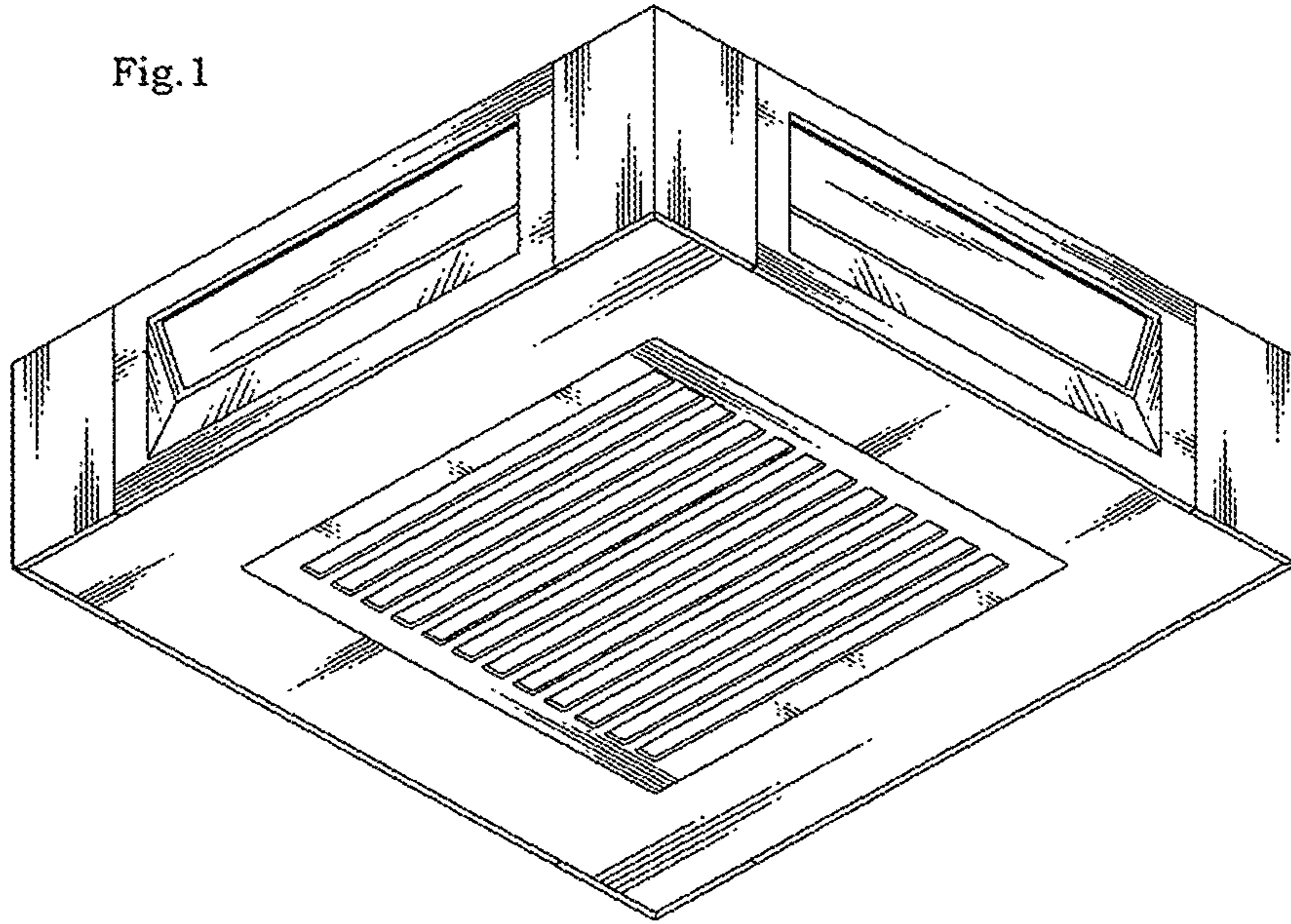


Fig. 2

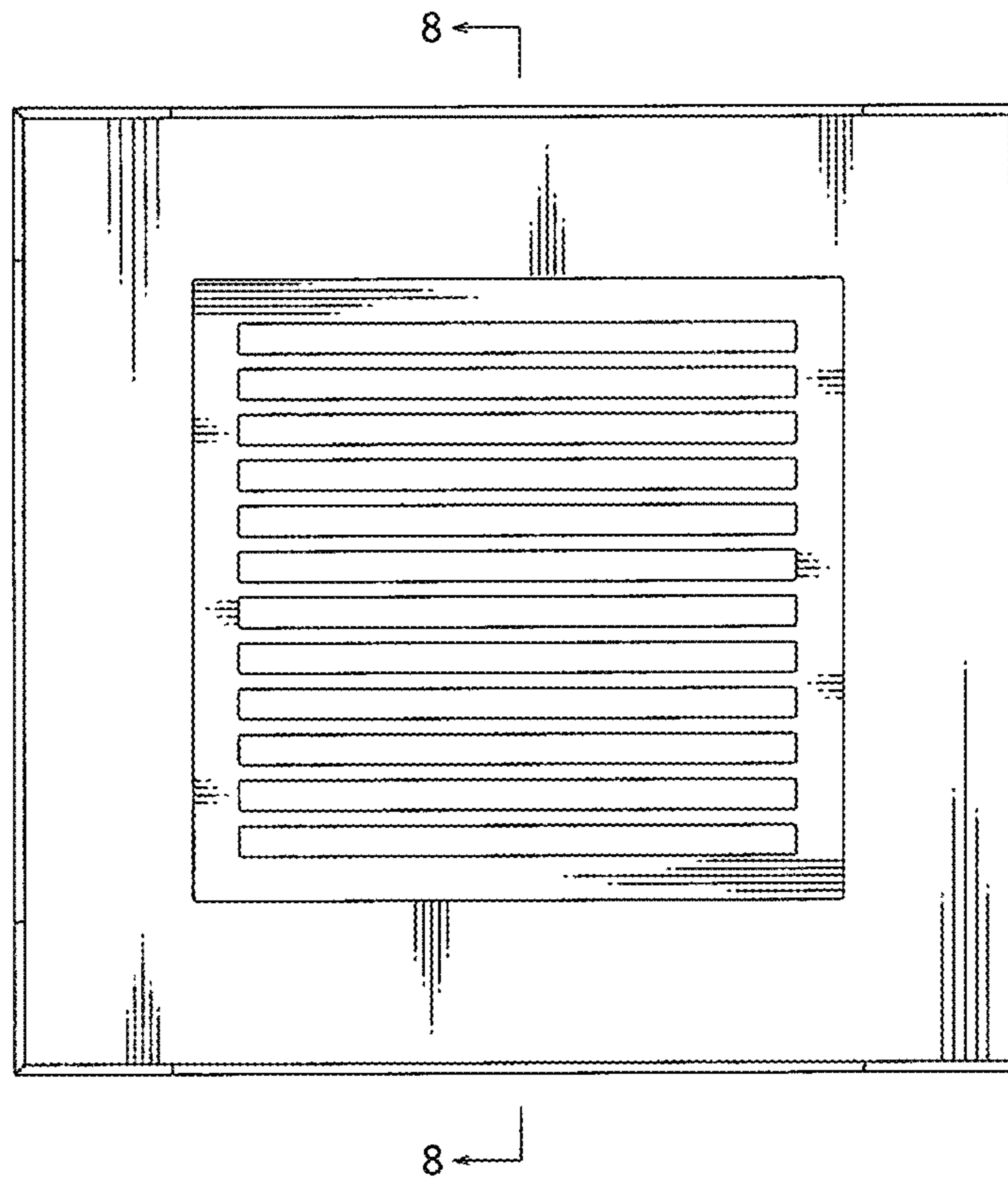


Fig.3

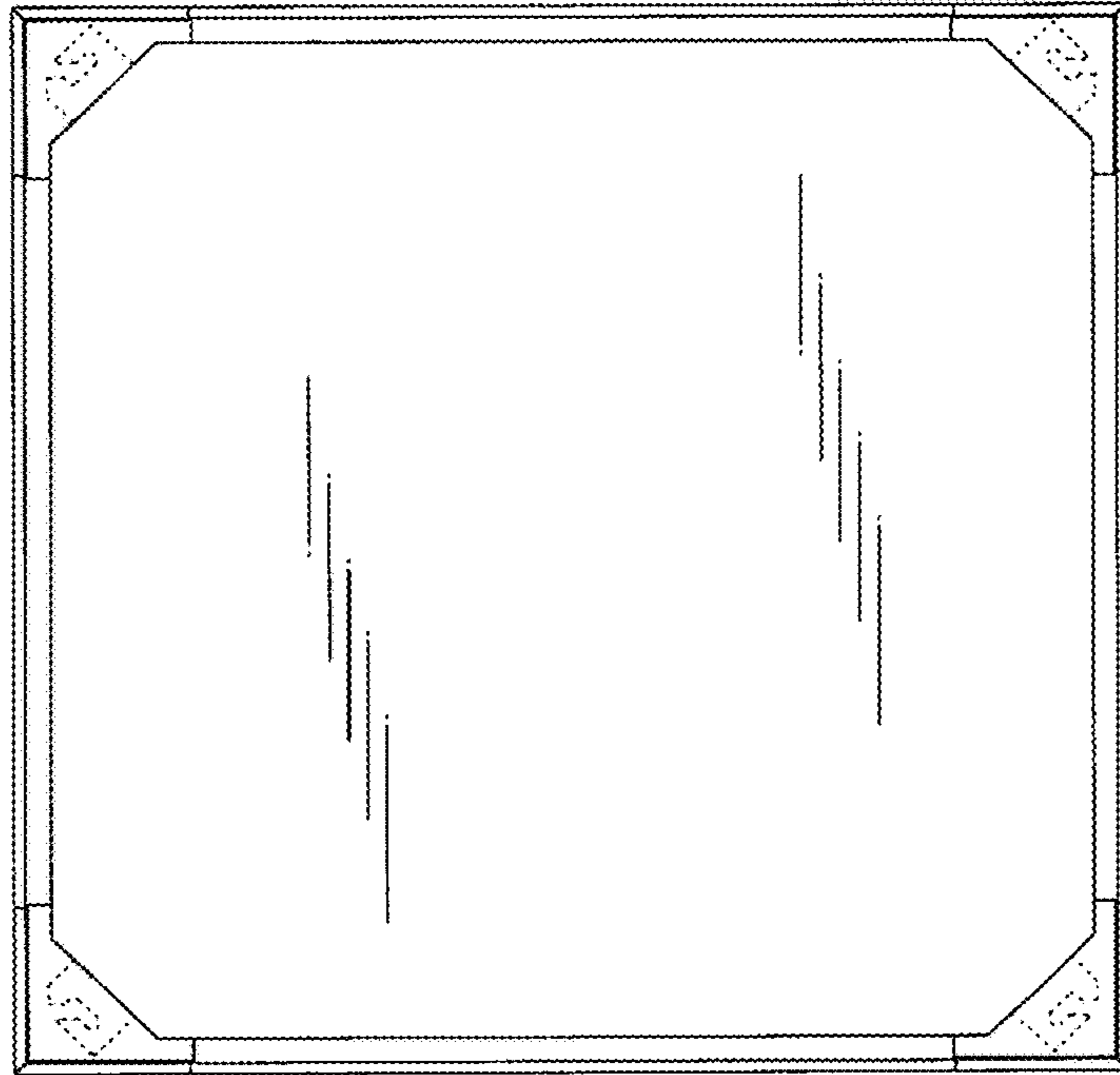


Fig.4




Fig.5

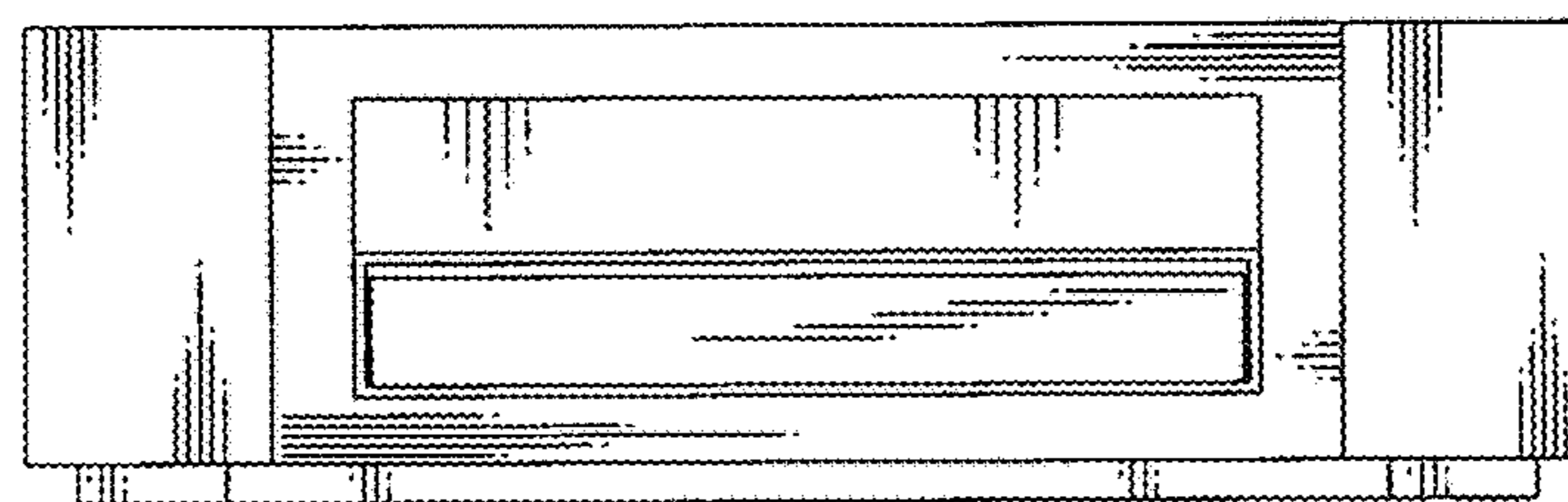


Fig.6

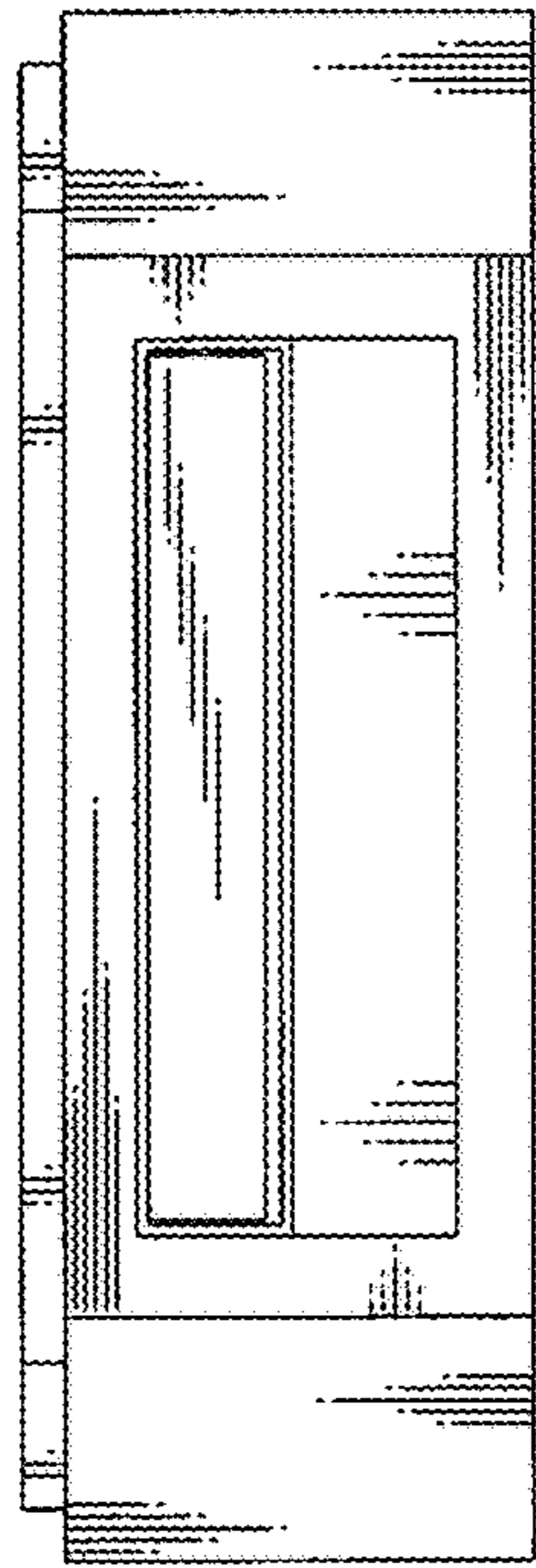


Fig.7




Fig.8

