



US00D846692S

(12) **United States Design Patent**
Bryan

(10) **Patent No.:** **US D846,692 S**

(45) **Date of Patent:** **** Apr. 23, 2019**

(54) **LURE PROTECTOR**

(71) Applicant: **William D. Bryan**, Cullman, AL (US)

(72) Inventor: **William D. Bryan**, Cullman, AL (US)

(**) Term: **15 Years**

(21) Appl. No.: **29/615,596**

(22) Filed: **Aug. 30, 2017**

(51) **LOC (11) Cl.** **22-05**

(52) **U.S. Cl.**
USPC **D22/134; D22/139**

(58) **Field of Classification Search**
USPC D22/134, 126, 199; 43/25.2, 54.1, 57.1,
43/42.36; 224/666, 671, 679, 682;
D3/260

CPC A01K 97/06
See application file for complete search history.

D475,432 S * 6/2003 LaLande D22/126
6,711,847 B1 * 3/2004 Udelhoven A01K 97/06
43/25.2
D586,876 S * 2/2009 Kern D22/134
7,587,855 B2 * 9/2009 Konopa A01K 97/06
43/25.2
D709,589 S * 7/2014 Zebny D22/134
D712,005 S * 8/2014 De Luna D22/139
D783,120 S * 4/2017 Martin D22/134

* cited by examiner

Primary Examiner — Catherine R Oliver-Garcia

(74) *Attorney, Agent, or Firm* — Stephen H. Hall; Bradley Arant Boult Cummings LLP

(57) **CLAIM**

The ornamental design for a lure protector, as shown and described.

(56) **References Cited**

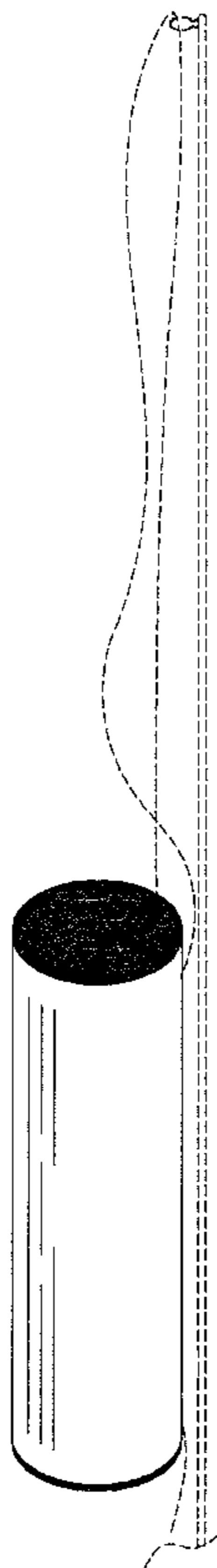
U.S. PATENT DOCUMENTS

3,897,650 A * 8/1975 Pilston A01K 97/06
224/666
4,681,220 A * 7/1987 Beneke A01K 97/06
206/315.11
5,533,297 A * 7/1996 Crosby A01K 97/06
43/57.1
D399,912 S * 10/1998 Kopp, III D22/126

DESCRIPTION

FIG. 1 is a front elevation view of a lure protector showing my new design;
FIG. 2 is a rear elevation view thereof;
FIG. 3 is a top plan view thereof;
FIG. 4 is a bottom plan view thereof; and,
FIG. 5 is a perspective view, shown in use.

1 Claim, 3 Drawing Sheets



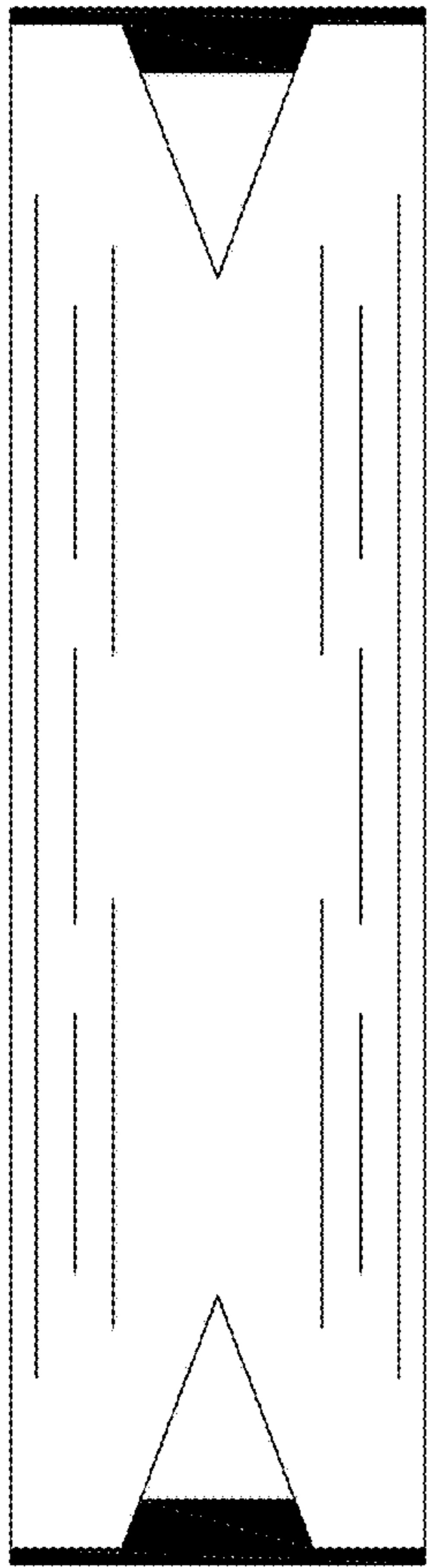


FIG. 1

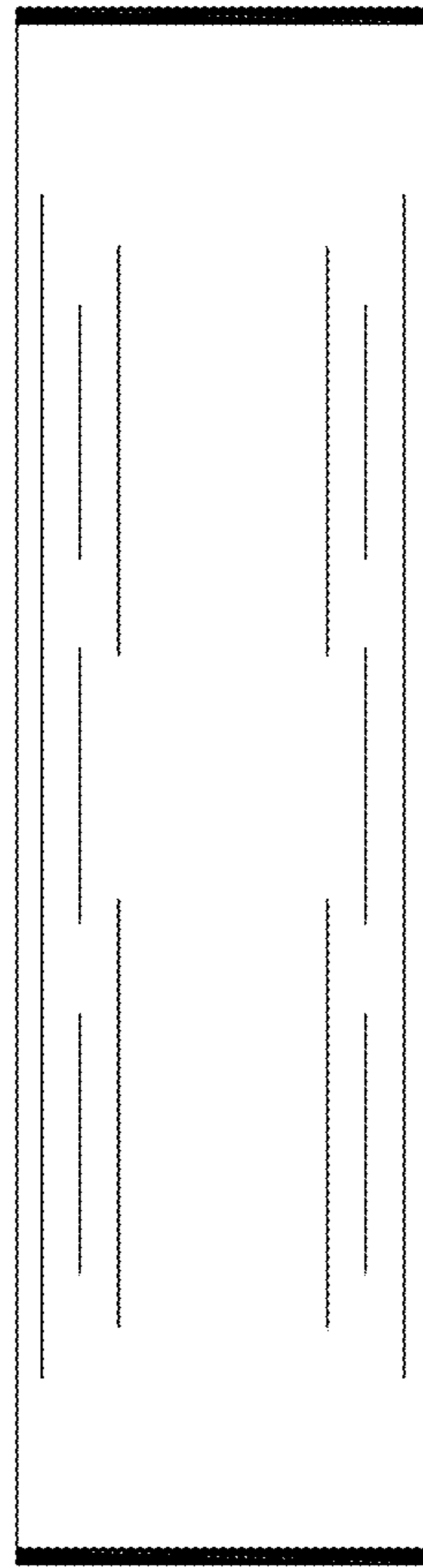


FIG. 2




FIG. 3




FIG. 4

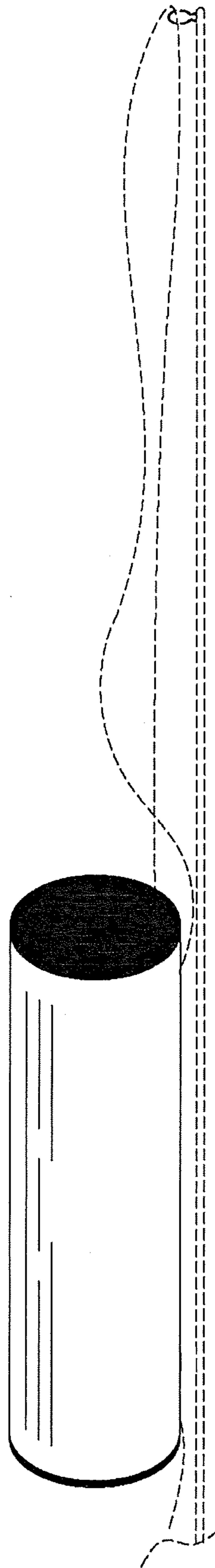


FIG. 5