



US00D846686S

(12) **United States Design Patent**
DeMonico

(10) **Patent No.:** **US D846,686 S**

(45) **Date of Patent:** **** Apr. 23, 2019**

(54) **FIREARM RECEIVER**

(71) Applicant: **Rare Breed Firearms LLC**, Austin, TX (US)

(72) Inventor: **Lawrence DeMonico**, Austin, TX (US)

(73) Assignee: **Rare Breed Firearms LLC**, Austin, TX (US)

(**) Term: **15 Years**

(21) Appl. No.: **29/604,884**

(22) Filed: **May 22, 2017**

(51) **LOC (11) Cl.** **22-01**

(52) **U.S. Cl.**
USPC **D22/108**

(58) **Field of Classification Search**
USPC D22/102, 104–105, 107–110, 199;
D21/571–575
CPC F41A 3/66; F41C 27/00; F41C 27/06
See application file for complete search history.

(56) **References Cited**

U.S. PATENT DOCUMENTS

D536,748 S *	2/2007	Chuang	D21/572
D557,357 S *	12/2007	Johnston	D21/572
D558,278 S *	12/2007	Johnston	D21/572
D621,450 S *	8/2010	Wong	D21/572
D689,974 S	9/2013	Sharps		
D704,280 S *	5/2014	Murayama	D21/578
D741,956 S *	10/2015	Barajas	D21/560
D762,785 S *	8/2016	Ueda	D21/575
D773,586 S	12/2016	Sharps		
D823,977 S *	7/2018	Demonico	D22/108
D823,978 S *	7/2018	Demonico	D22/108
D826,362 S *	8/2018	Sharps	D22/108
D834,132 S *	11/2018	DeMonico	D22/108

OTHER PUBLICATIONS

Hrachya H, *Helmet Shaped AR-15 Lower Receivers are the New Trend*, posted at The Firearm Blog, posting date Aug. 4, 2017. [Site

visited Oct. 26, 2018] URL: <<https://www.thefirearmblog.com/blog/2017/08/04/helmet-shaped-ar-15-lower-receivers-new-trend/>> (Year: 2017).*

Recoil Staff, *Sharps Bros. Warthog Receiver now for sale*, posted at Recoil Magazine, posting date Nov. 20, 2014. [Site visited Oct. 26, 2018] URL: <<https://www.recoilweb.com/sharps-bros-warthog-receiver-now-for-sale-53309.html>> (Year: 2014).*

(Continued)

Primary Examiner — Kevin K Rudzinski

Assistant Examiner — Kathleen L Jones

(74) *Attorney, Agent, or Firm* — Wood Herron & Evans LLP

(57) **CLAIM**

The ornamental design for a firearm receiver, as shown and described.

DESCRIPTION

FIG. 1 is a front right isometric view of a firearm receiver according to the present invention.

FIG. 2 is another front right isometric view thereof.

FIG. 3 is a rear right isometric view thereof.

FIG. 4 is a front right bottom isometric view thereof.

FIG. 5 is a front view thereof.

FIG. 6 is a rear view thereof.

FIG. 7 is a left side view thereof.

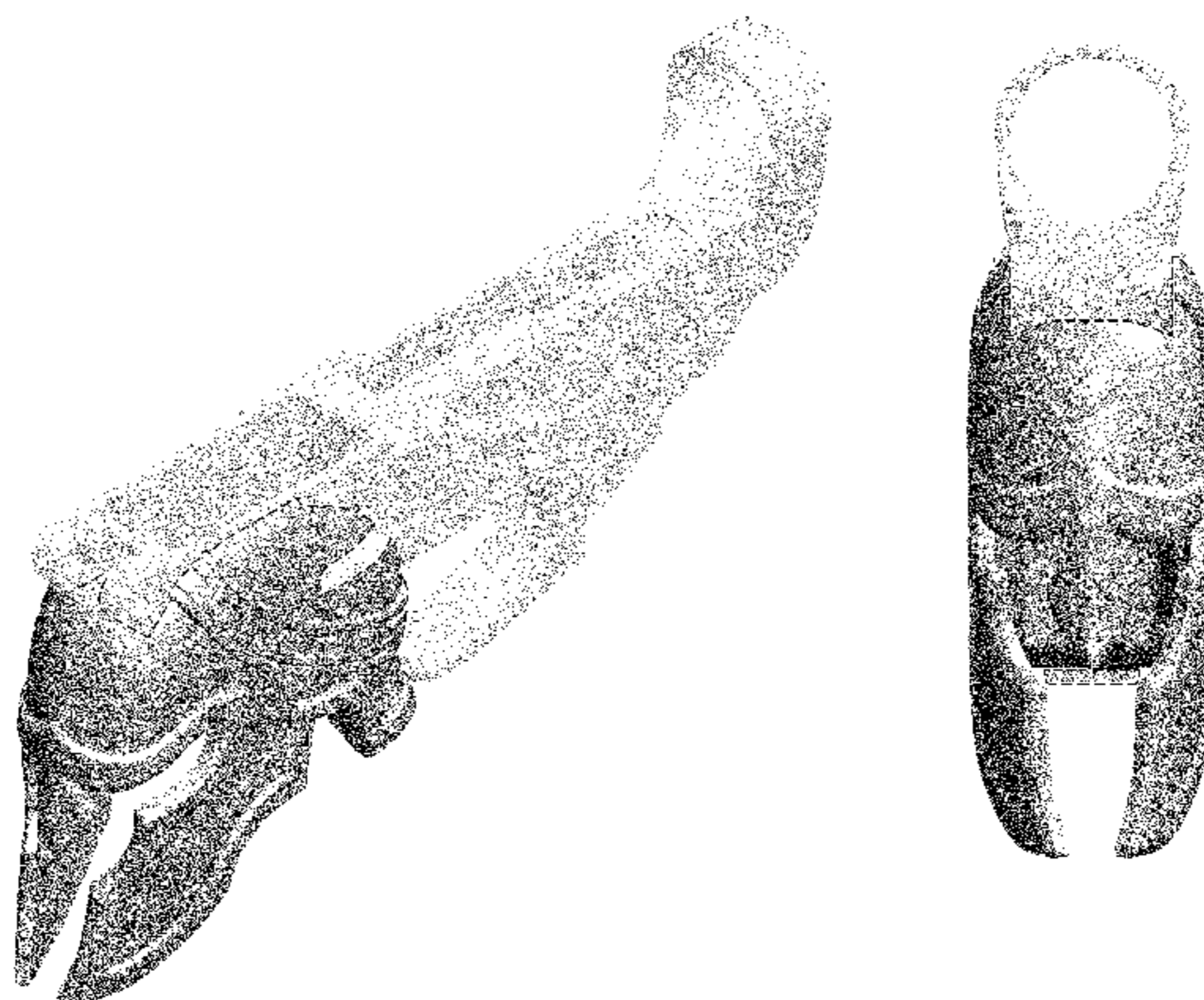
FIG. 8 is a right side view thereof.

FIG. 9 is a top view thereof; and,

FIG. 10 is a bottom view thereof.

The broken lines show a boundary of the claimed design and form no part thereof. The portions of the firearm receiver depicted in de-emphasized half tone in each of the figures depict environmental structure and form no part of the claimed design.

1 Claim, 8 Drawing Sheets



(56)

References Cited

OTHER PUBLICATIONS

Spike's Tactical The Jack Billet AR15 Multi Cal Stripped Lower Receiver, posted at Able Ammo, posting date Nov. 16, 2015. URL: <<https://web.archive.org/web/20151116064731/https://www.ableammo.com/catalog/spikes-tactical-the-jack-billet-ar15-multi-cal-stripped-lower-receiver-stlb520-p-143817.html>> (Year: 2015).*

* cited by examiner

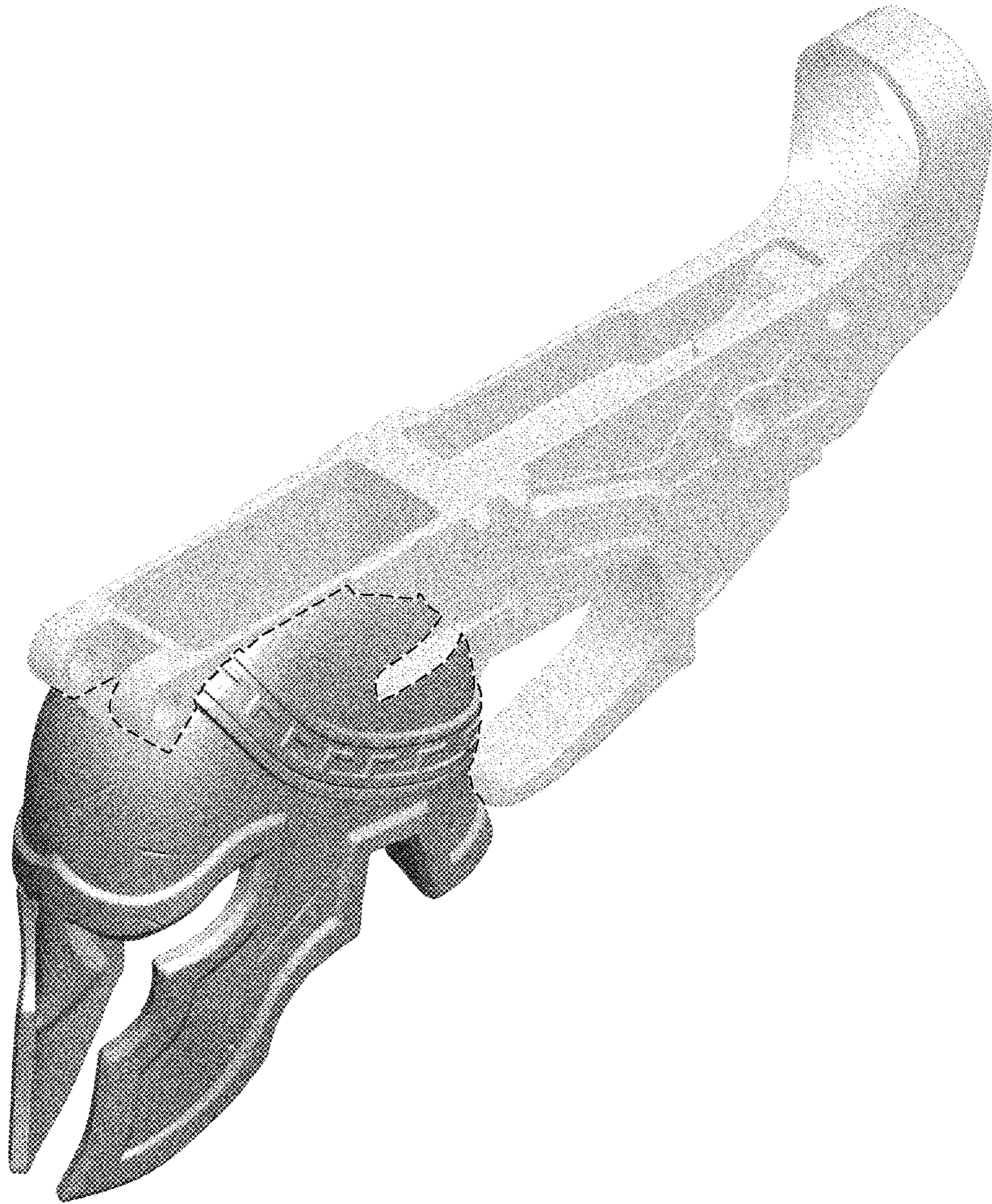


FIG. 1

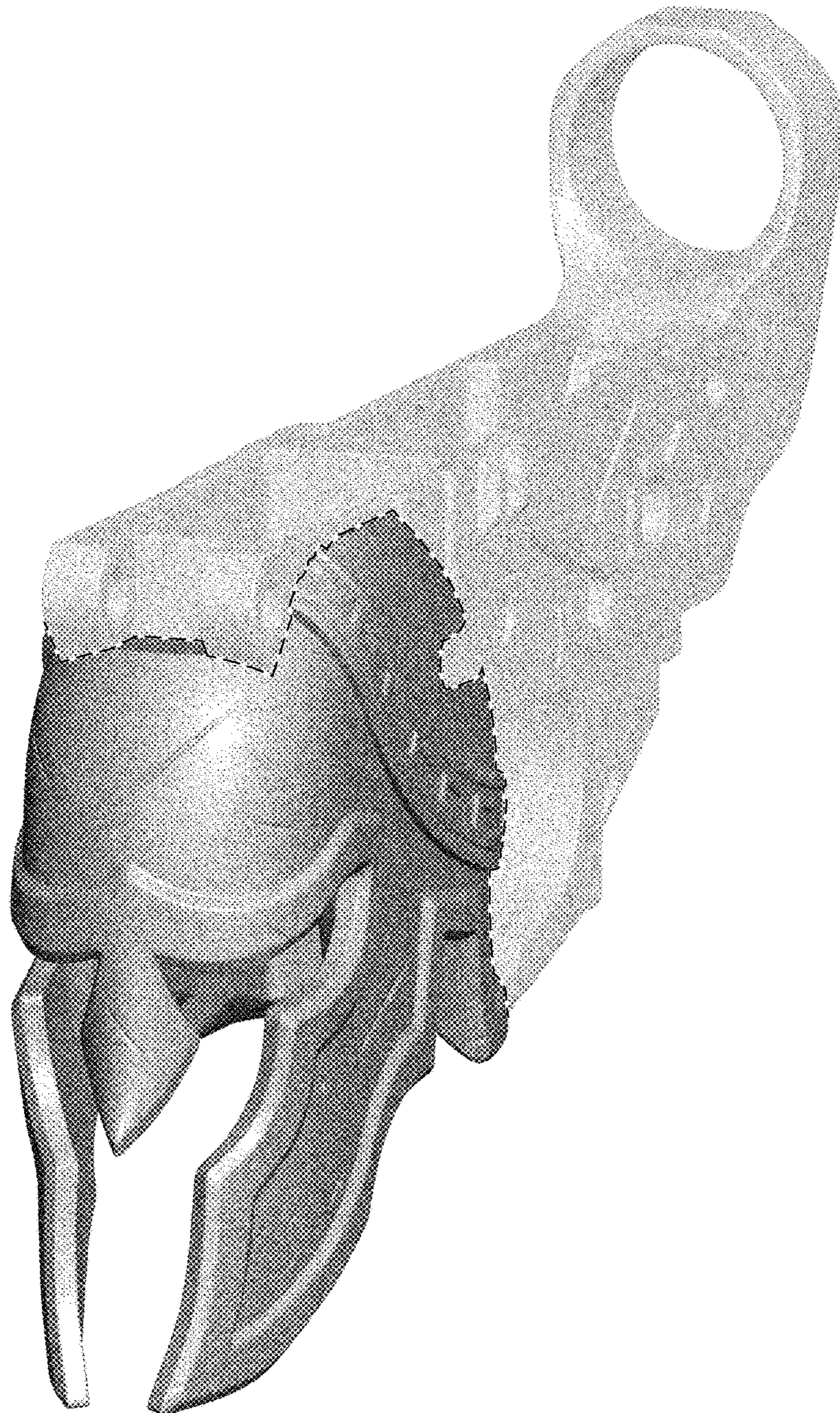


FIG. 2




FIG. 3




FIG. 4




FIG. 5




FIG. 6

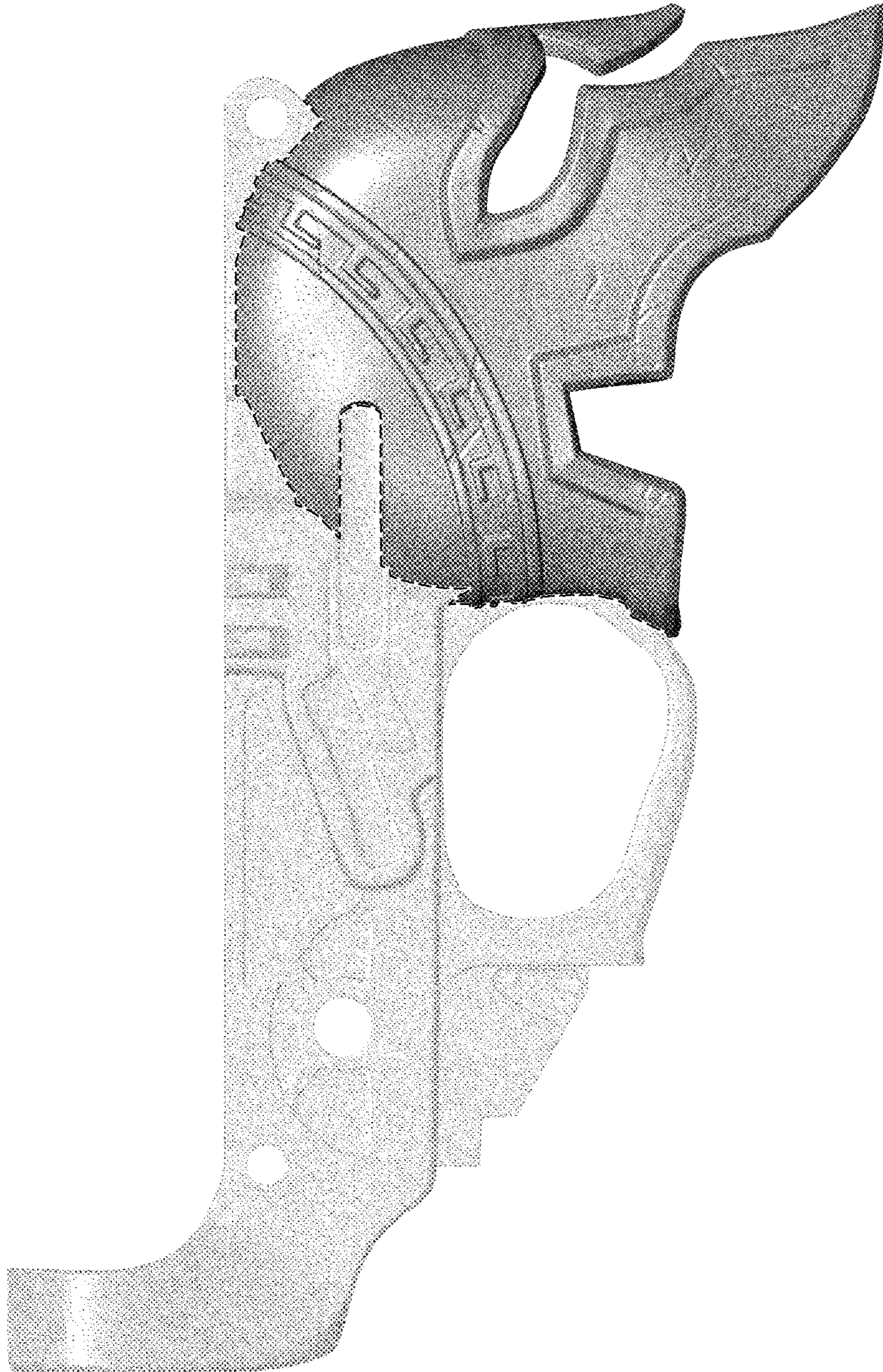


FIG. 7

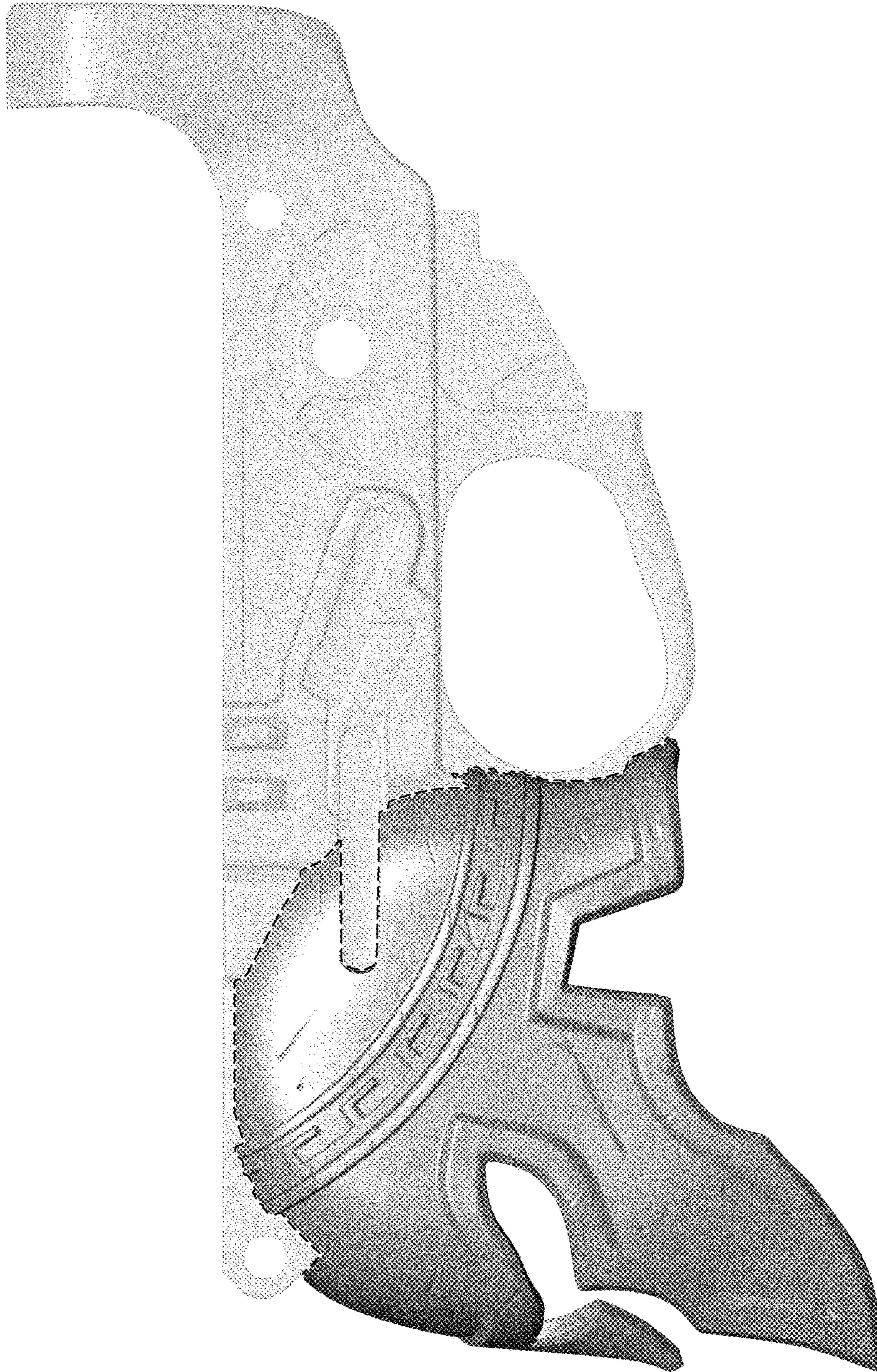


FIG. 8

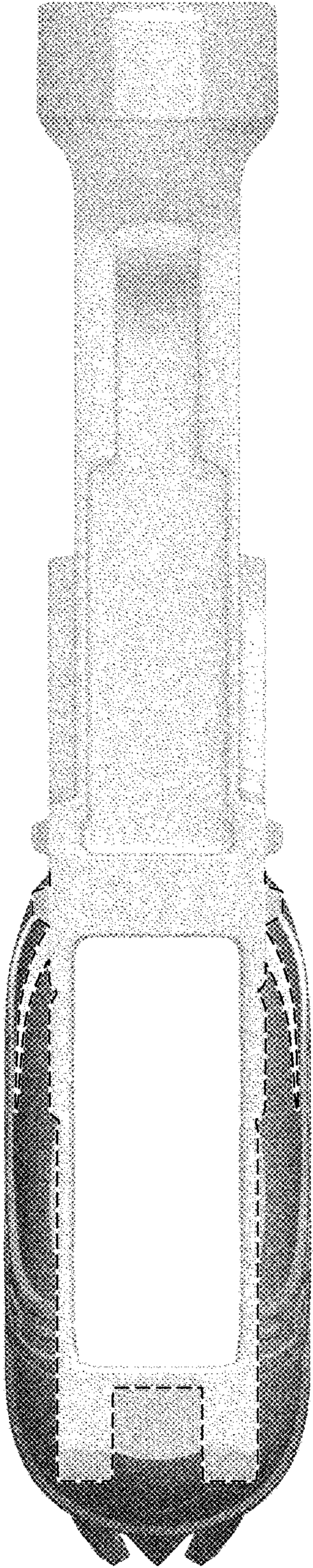


FIG. 9

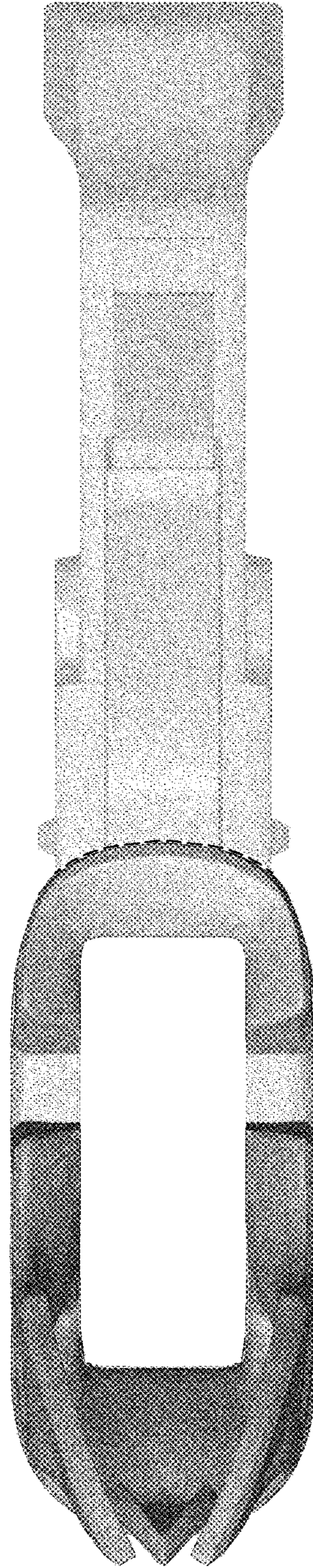


FIG. 10