



US00D846677S

(12) **United States Design Patent**
Chen

(10) **Patent No.:** **US D846,677 S**

(45) **Date of Patent:** **** Apr. 23, 2019**

(54) **MARTIAL ARTS TARGET SHAPED AS A HUMAN HEAD**

(71) Applicant: **GYMWELL CO., LTD.**, Tainan (TW)

(72) Inventor: **Tien-Ming Chen**, Tainan (TW)

(73) Assignee: **Gymwell Co., Ltd.**, Tainan (TW)

(**) Term: **15 Years**

(21) Appl. No.: **29/603,501**

(22) Filed: **May 10, 2017**

(51) **LOC (11) Cl.** **21-02**

(52) **U.S. Cl.**
USPC **D21/798**

(58) **Field of Classification Search**
USPC D8/300; D7/625, 524; D3/246;
D29/100; D28/93; D24/211; D21/803,
D21/798, 788, 787, 771, 698, 694, 686,
D21/682, 680, 662; D20/32, 31;
D19/59; D11/150; D1/106; 5/640;
482/93, 90, 88, 87, 85, 83, 55, 44, 41,
482/122, 108, 106; 473/444, 443;
450/59; 434/94, 256, 247; 223/67;
2/18; 190/109; 156/293; 132/53
CPC ... A63B 69/201; A63B 69/205; A63B 69/208;
A63B 69/345; A63B 69/20; A63B
69/004; A63B 69/34
See application file for complete search history.

(56) **References Cited**

U.S. PATENT DOCUMENTS

- 421,447 A * 2/1890 Stewart A63B 71/145
2/18
- 3,392,952 A * 7/1968 Bonner A45D 44/14
2/67
- 3,485,250 A * 12/1969 Brown, Jr. A45D 44/14
132/53
- D227,186 S * 6/1973 Dangeli D11/160

- 3,769,134 A * 10/1973 Livingston A47F 8/00
156/242
- D251,693 S * 4/1979 Van Koert D11/160
- D265,333 S * 7/1982 Lee D21/798
- 4,370,137 A * 1/1983 Herzig A45D 44/005
434/94
- 4,991,231 A * 2/1991 Swift A63B 69/004
2/18
- 5,256,069 A * 10/1993 Snowden, Jr. A63B 69/34
434/247
- D357,701 S * 4/1995 White D19/59
- 5,700,230 A * 12/1997 Cardona A63B 69/34
482/83

(Continued)

OTHER PUBLICATIONS

Boxing Target by gymwell dated no date given. Found online [Nov. 20, 2018] http://www.gymwell.tw/product/60674185103-805176663/Boxing_target.html.*

Primary Examiner — Ryan Harvey
(74) *Attorney, Agent, or Firm* — Rosenberg, Klein & Lee

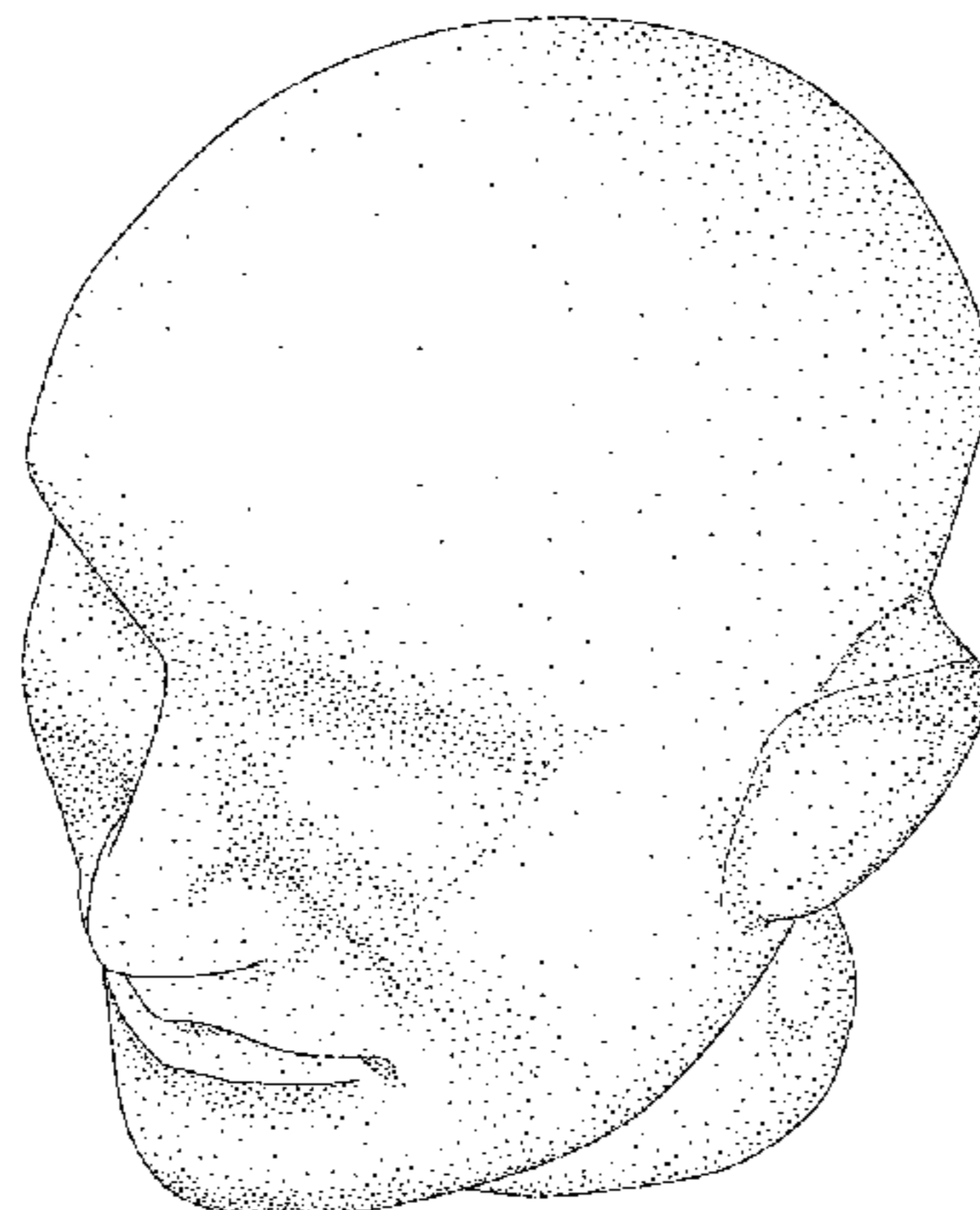
(57) **CLAIM**

The ornamental design for a martial arts target shaped as a human head, as shown and described.

DESCRIPTION

FIG. 1 is a perspective view of a martial arts target shaped as a human head showing my new design; FIG. 2 is a front elevational view thereof; FIG. 3 is a rear elevational view thereof; FIG. 4 is a left side elevational view thereof; FIG. 5 is a right side elevational view thereof; FIG. 6 is a top plan view thereof; and, FIG. 7 is a bottom plan view thereof. The broken lines in the drawings are included for the purpose of illustrating portions of the martial arts target shaped as a human head and form no part of the claimed design.

1 Claim, 7 Drawing Sheets



(56)

References Cited

U.S. PATENT DOCUMENTS

5,792,032 A * 8/1998 Williams A63B 69/34
 482/83
 D425,821 S * 5/2000 Lamont D11/150
 6,110,079 A * 8/2000 Luedke A63B 24/0062
 446/268
 D472,274 S * 3/2003 Kwong D20/32
 D515,652 S * 2/2006 McCreath D21/787
 D521,350 S * 5/2006 Heller D8/300
 7,306,464 B2 * 12/2007 Long A63B 69/004
 434/247
 7,789,810 B2 * 9/2010 Le A63B 69/004
 482/83
 D630,256 S * 1/2011 Lawrimore D20/32
 8,777,818 B1 * 7/2014 Tate, Jr. A63B 69/004
 482/83
 D744,041 S * 11/2015 Park D20/32
 D812,171 S * 3/2018 Rodriguez D21/787
 2007/0269772 A1 * 11/2007 Taya A45D 44/14
 434/94
 2011/0256990 A1 * 10/2011 Machado A63B 69/004
 482/83
 2013/0231222 A1 * 9/2013 Hall A63B 69/34
 482/83
 2014/0378281 A1 * 12/2014 Mazi A63B 69/34
 482/83

* cited by examiner

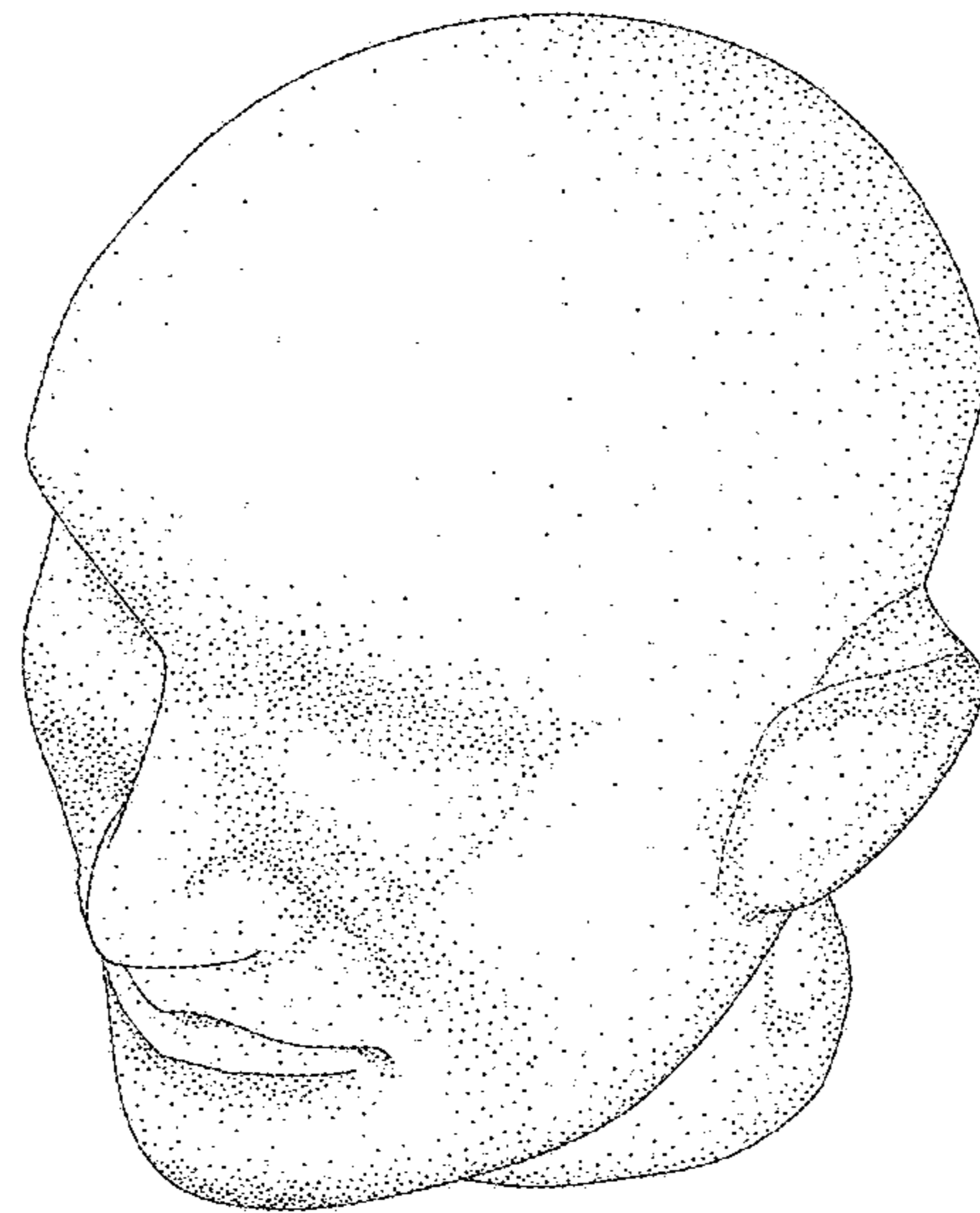


FIG. 1

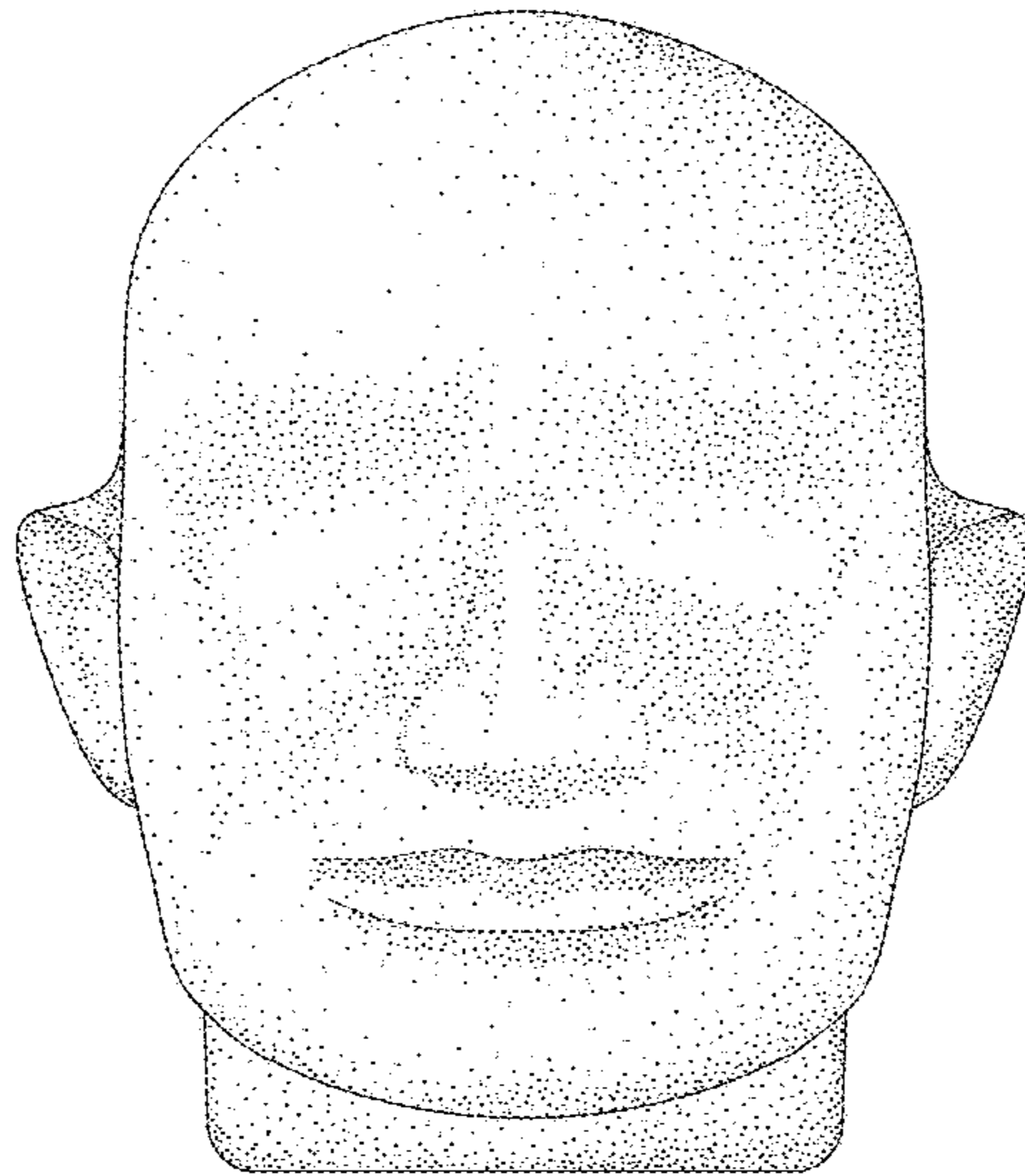


FIG. 2

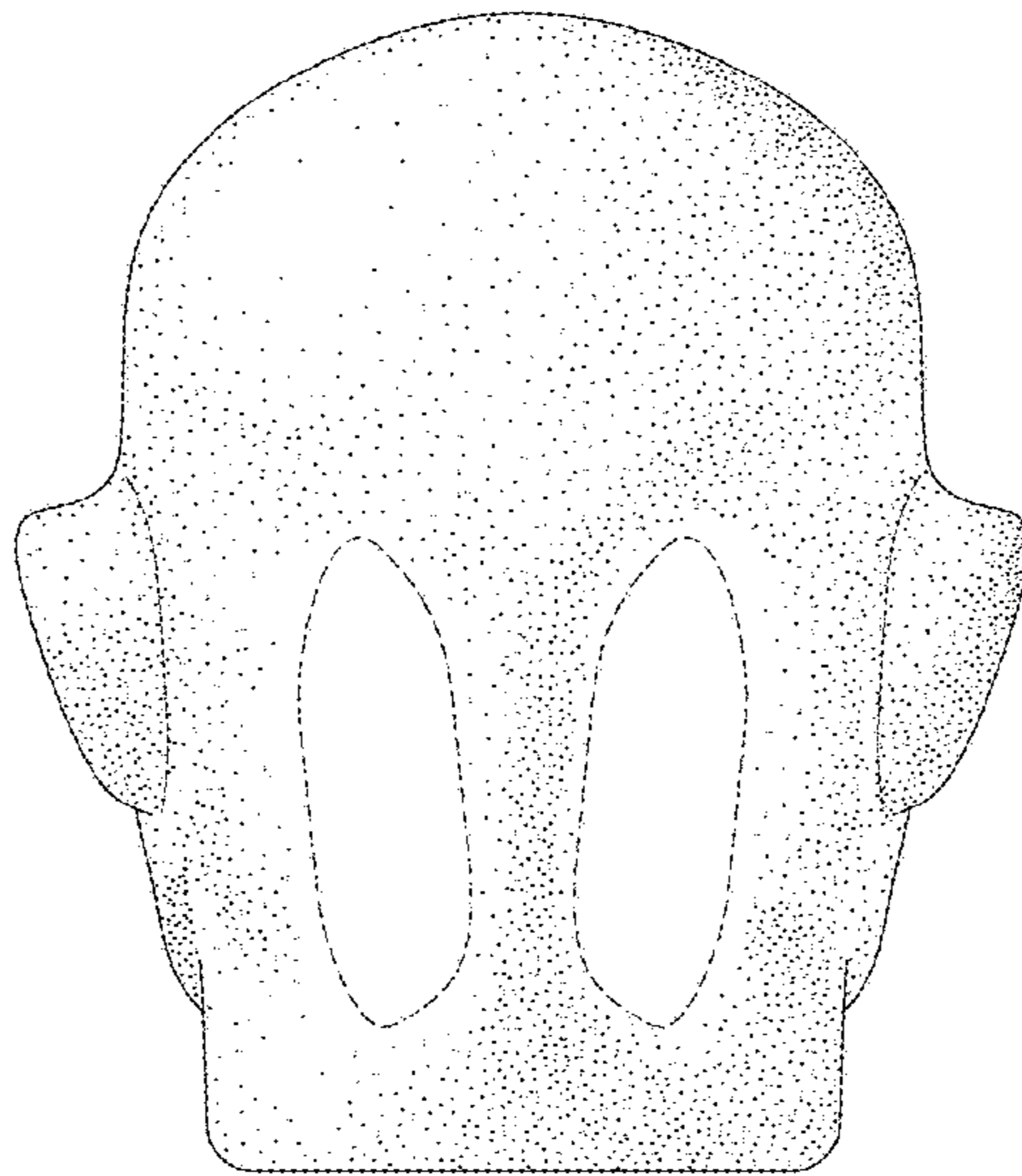


FIG. 3

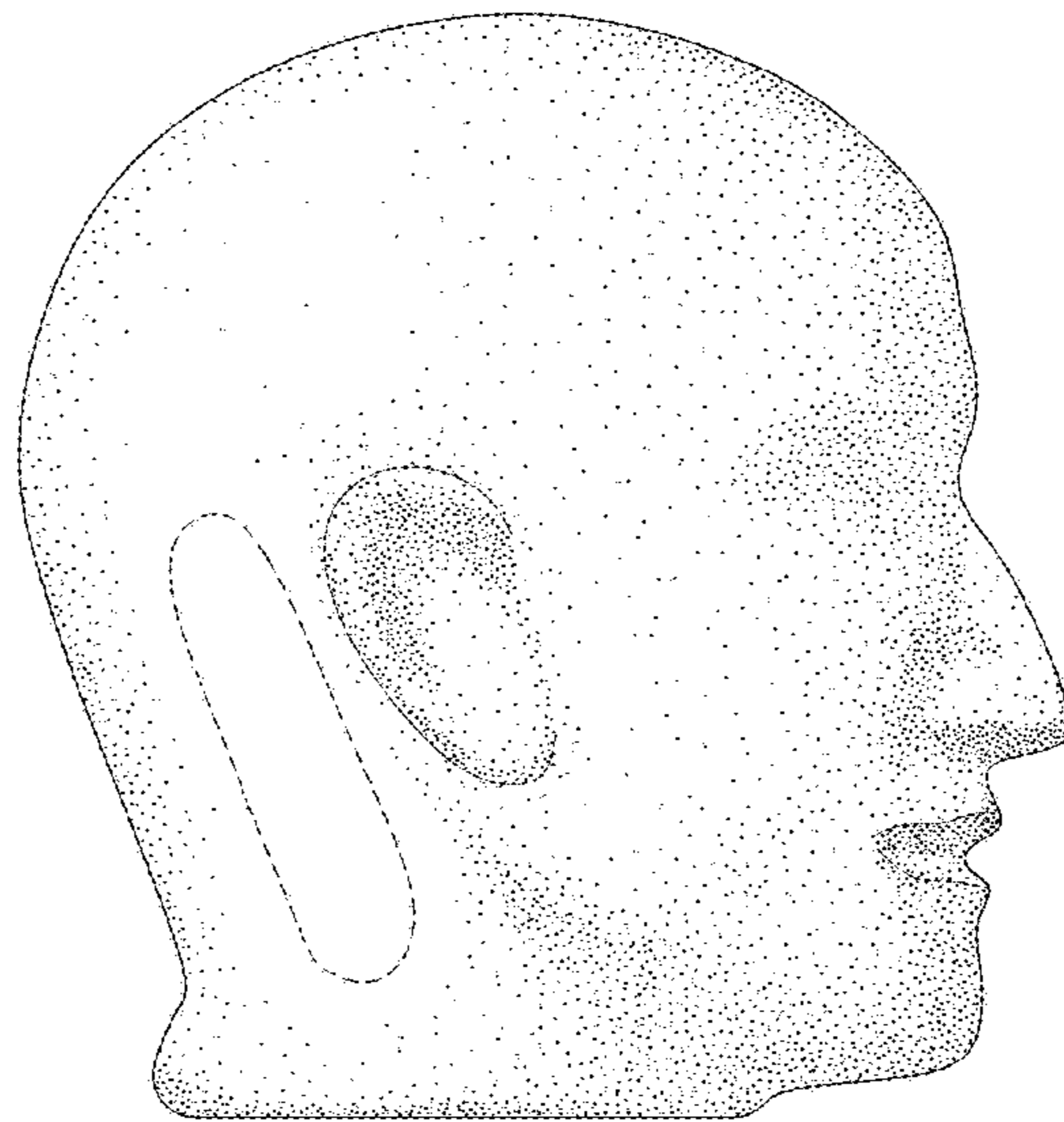


FIG. 4

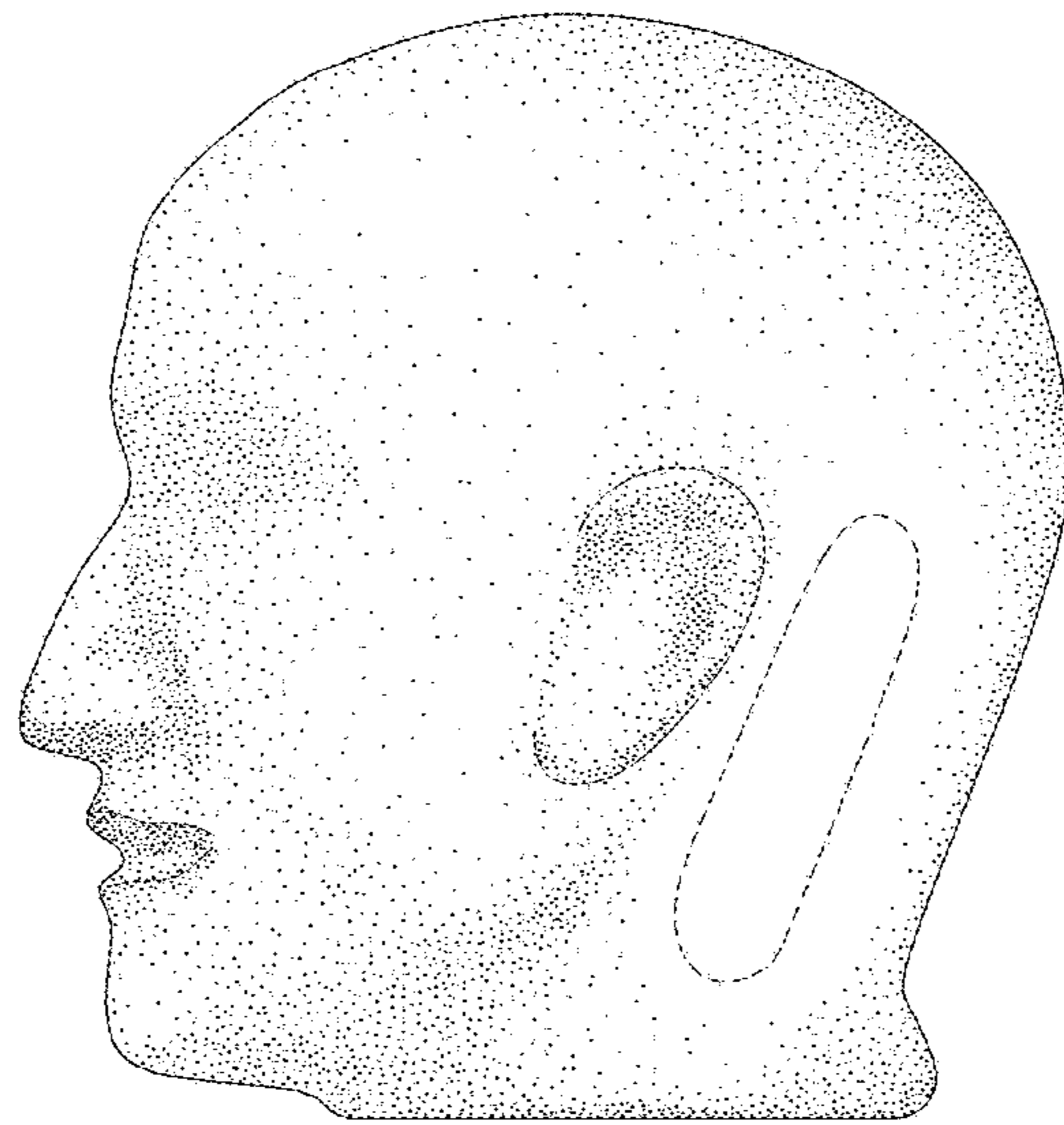


FIG. 5

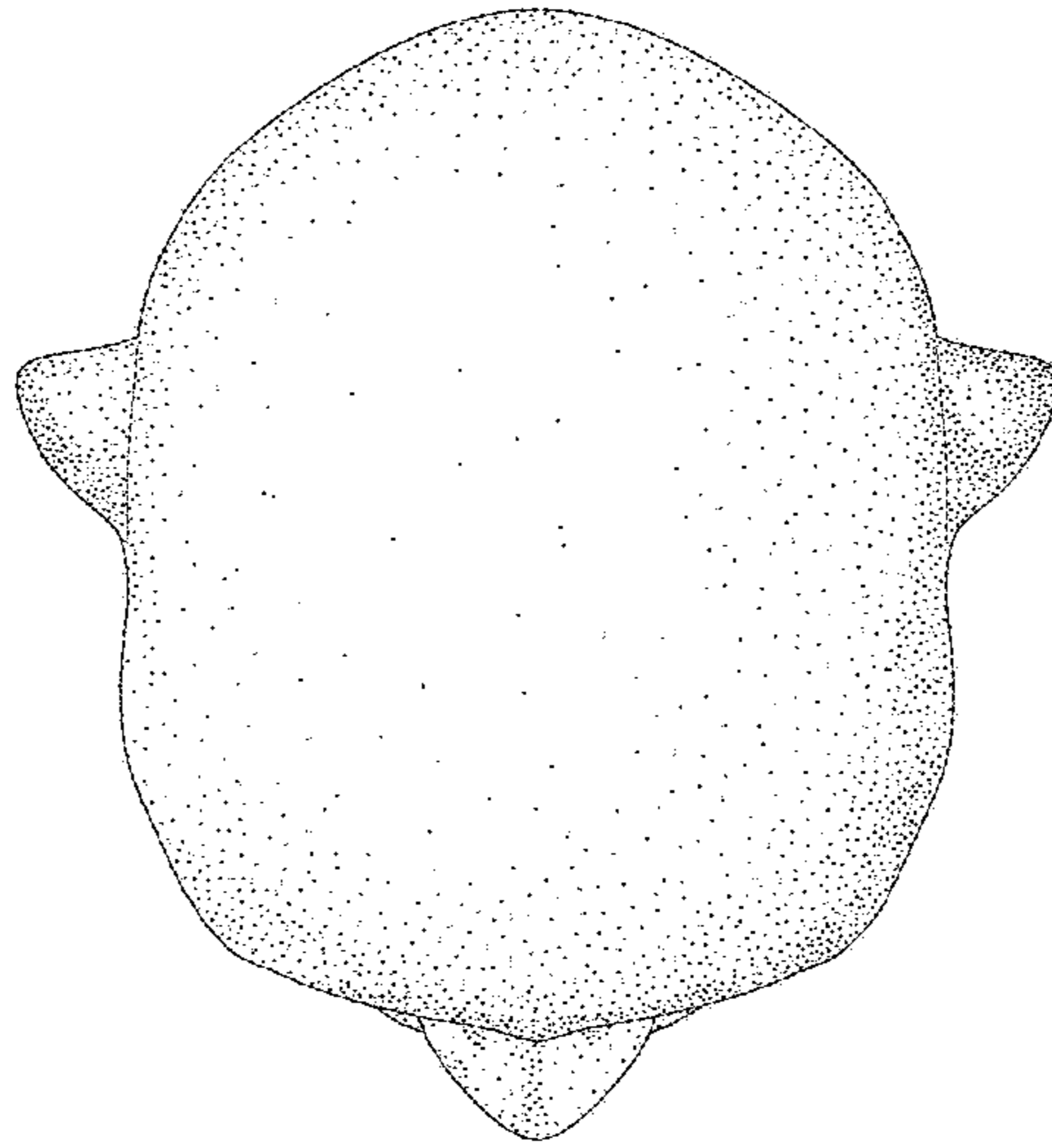


FIG. 6

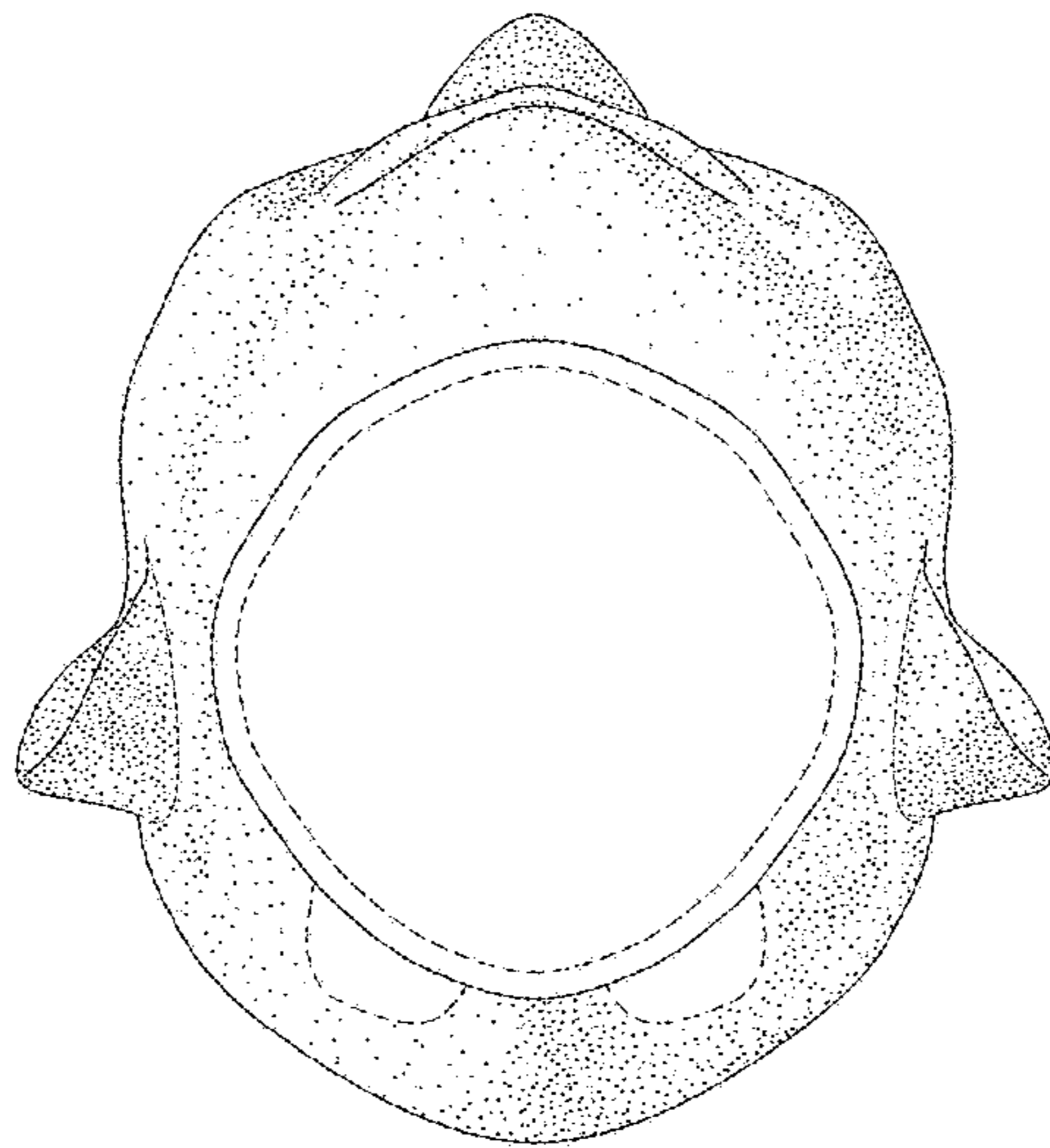


FIG. 7