

US00D846666S

(12) **United States Design Patent** (10) **Patent No.:** **US D846,666 S**
Begin et al. (45) **Date of Patent:** **** Apr. 23, 2019**

- (54) **EXERCISE ASSIST PLATFORM**
- (71) Applicant: **Proven Fitness Solutions, LLC**, Delray Beach, FL (US)
- (72) Inventors: **Michael Henry Begin**, Bridgeport, CT (US); **Armando Aversa**, Monroe, CT (US); **Robert Russell Morton**, Delray Beach, FL (US)
- (73) Assignee: **PROVEN FITNESS SOLUTIONS, LLC**, Delray Beach, FL (US)

5,916,036	A	6/1999	Hamilton	
7,357,767	B2	4/2008	Tsai	
D569,161	S *	5/2008	Gaddy	D6/597
7,488,265	B2	2/2009	Miller et al.	
D594,512	S *	6/2009	Richards	D21/484
7,625,294	B1	12/2009	Isaac et al.	
7,775,952	B1	8/2010	Curran	
D691,222	S *	10/2013	Sterios	D21/686
D695,857	S *	12/2013	Sterios	D21/686
D703,772	S *	4/2014	Sterios	D21/688
D718,149	S *	11/2014	Glenn	D9/734
8,973,191	B1 *	3/2015	Kvitek	A47G 9/10 5/640

(Continued)

(**) Term: **15 Years**

(21) Appl. No.: **29/602,145**

(22) Filed: **Apr. 28, 2017**

(51) **LOC (11) Cl.** **21-02**

(52) **U.S. Cl.**
USPC **D21/688**

(58) **Field of Classification Search**
USPC D21/668, 688, 671, 686, 662, 689, 687, D21/413, 412, 423, 692, 694, 698, 760, D21/765, 766, 769, 803; 472/135, 110, 472/14, 218, 269, 409, 451, 452; 600/595; 473/451, 452, 269, 409; D6/349, 353, 406.3, 582, 592, 685, D6/707.22; 280/205, 87.042, 609; D14/413, 419; 482/70, 79, 71, 132, 34, 482/146, 142, 93, 105, 110, 121, 123, 482/126, 130, 139, 141, 147, 148, 51, 52, 482/77
CPC A63B 22/001; A63B 21/4035; A63B 22/0664; A63B 21/0552; A63B 21/225; A63B 2208/0204; A63B 21/0442
See application file for complete search history.

(56) **References Cited**

U.S. PATENT DOCUMENTS

4,273,327	A	6/1981	Nall et al.
5,328,421	A	7/1994	Stanalajczo

OTHER PUBLICATIONS

Smart squat by smart squat dated no date given. Found online [Apr. 13, 2018] <http://smart-squat.com/>.*

(Continued)

Primary Examiner — Ryan Harvey
(74) *Attorney, Agent, or Firm* — Levenfeld Pearlstein, LLC


(57) **CLAIM**

The ornamental design for an exercise assist platform, as shown and described.

DESCRIPTION

FIG. 1 is a top front perspective view of an exercise assist platform embodying our new design;
FIG. 2 is a top view thereof;
FIG. 3 is a bottom view thereof;
FIG. 4 is a left side view thereof;
FIG. 5 is a right side view thereof;
FIG. 6 is a rear view thereof; and,
FIG. 7 is a front view thereof.
The oval shape shown in broken lines in FIG. 3 defines the boundary of the claimed design and the area within the oval shape forms no part of the claimed design.

1 Claim, 5 Drawing Sheets



(56)

References Cited

U.S. PATENT DOCUMENTS

D740,378 S * 10/2015 Walsh-Gomez D21/662
 9,498,669 B2 * 11/2016 Brizard A63B 21/0004
 9,629,487 B1 * 4/2017 Kvitek A47G 9/10
 D806,806 S * 1/2018 Chen D21/671
 2001/0016544 A1 8/2001 Mckechnie et al.
 2004/0192523 A1 * 9/2004 Wu A63B 21/00047
 482/148
 2009/0023563 A1 * 1/2009 Liang A63B 21/072
 482/106
 2009/0062093 A1 * 3/2009 Clark A63B 21/00047
 482/148
 2009/0247917 A1 * 10/2009 Park A61H 1/0222
 601/99
 2010/0240509 A1 * 9/2010 Chen A63B 21/00047
 482/148
 2010/0279835 A1 11/2010 Ozawa et al.
 2012/0329623 A1 * 12/2012 Ramirez A63B 21/00047
 482/139
 2013/0085039 A1 4/2013 Goto

2014/0031183 A1 1/2014 Blake
 2014/0087930 A1 * 3/2014 Burns A63B 23/02
 482/142
 2016/0030800 A1 2/2016 McClure et al.
 2017/0065845 A1 * 3/2017 Pinkus A63B 21/0552
 2017/0225022 A1 * 8/2017 Pierra A63B 21/00047

OTHER PUBLICATIONS

International Search Report issued by ISA/US in connection with PCT/US2017/065049 dated Feb. 20, 2018.
 Written Opinion issued by ISA/US in connection with PCT/US2017/065049 dated Feb. 20, 2018.
 66fit TV. 66fit Rocker/Wobble Board Exercises—Tilts by Physiosupplies.com, YouTube, Jul. 15, 2011, <https://www.youtube.com/watch?v=rox11TRQXYE>.
 McGovern, B3 Rocker Board Squat, YouTube, Jun. 3, 2013, <https://www.youtube.com/watch?v=i6tieW4BFHs>.
 Benetton Review: Fluidstance Level, Jun. 1, 2015, <http://luigibenetton.com/2015/06/01/review-fluidstance-level/>.

* cited by examiner

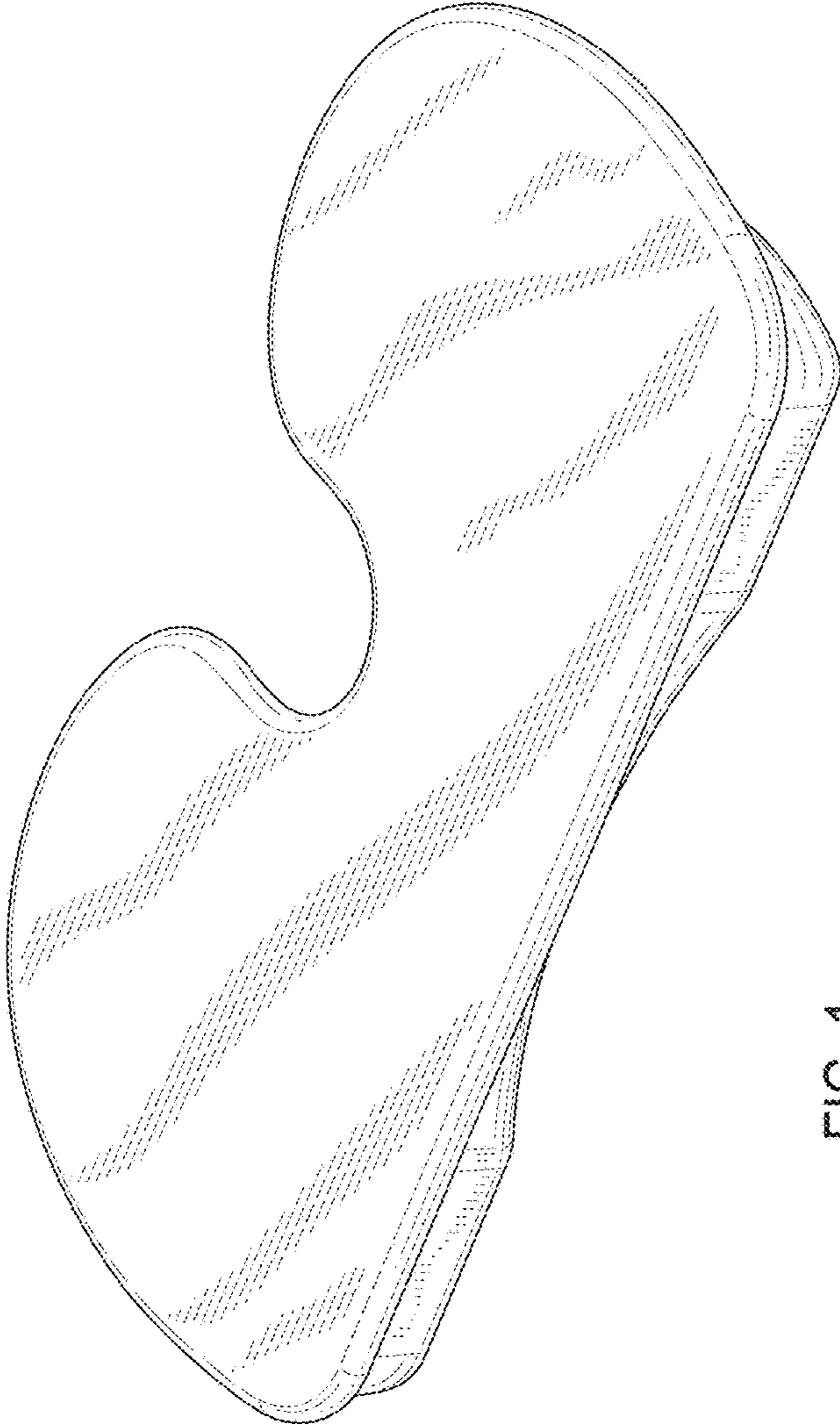


FIG. 1

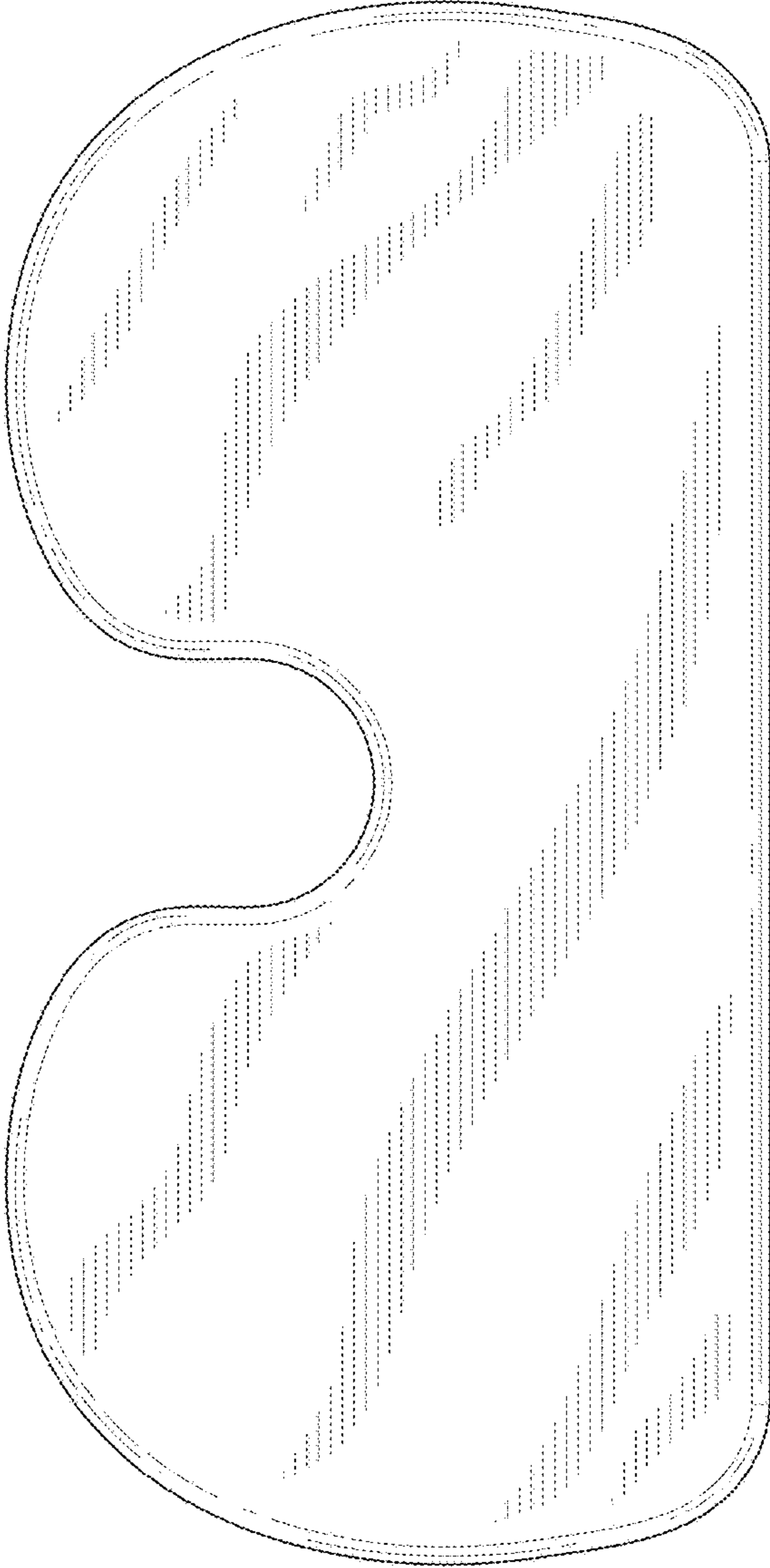


FIG. 2

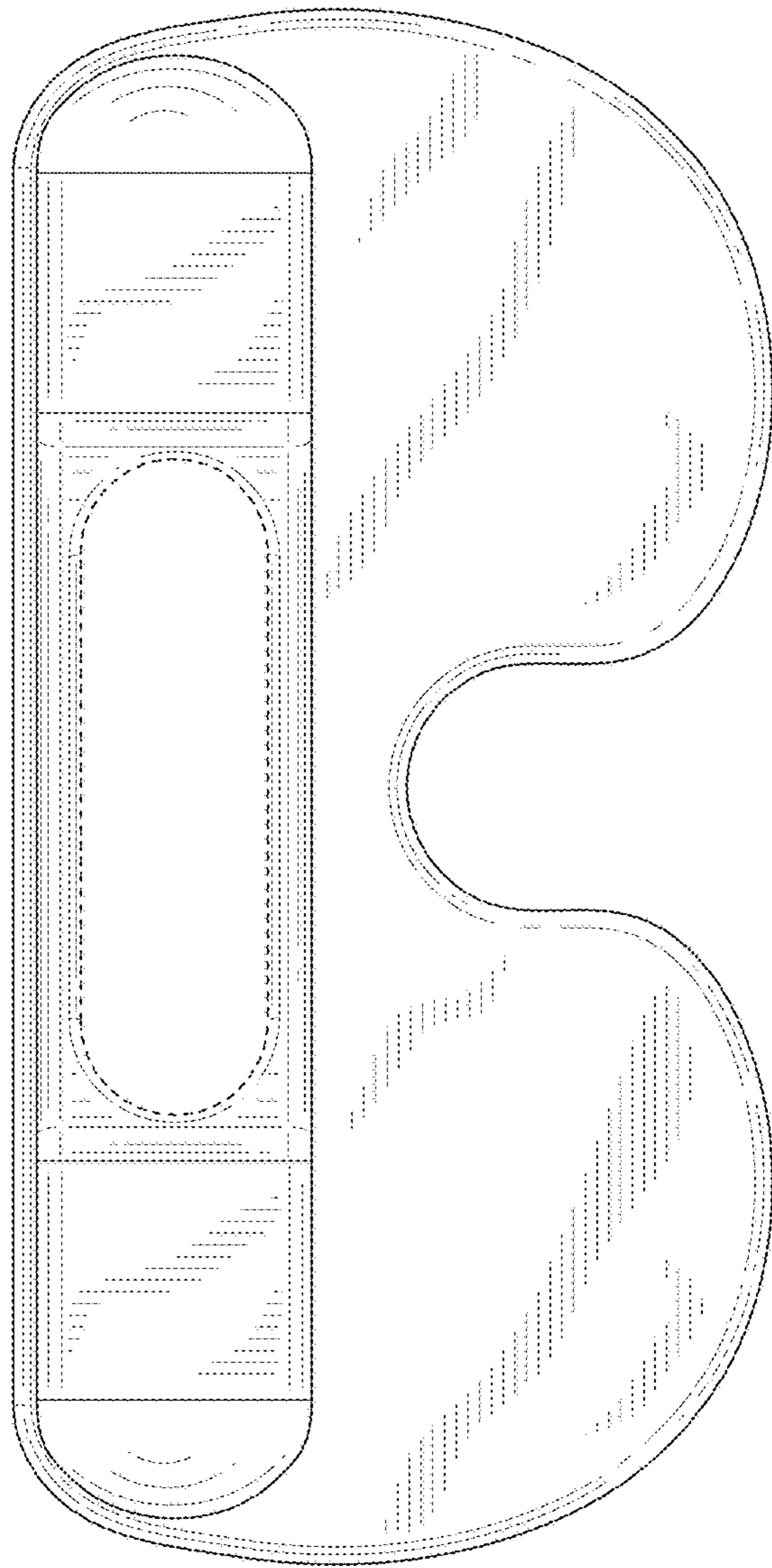


FIG. 3




FIG. 5




FIG. 4




FIG. 6




FIG. 7