

US00D846604S

(12) **United States Design Patent** (10) **Patent No.:** **US D846,604 S**
Lopez (45) **Date of Patent:** **** Apr. 23, 2019**

(54) **ICE TRAY**

OTHER PUBLICATIONS

(71) Applicant: **JOBAR INTERNATIONAL, INC.**,
Carson, CA (US)

(72) Inventor: **Octavio Lopez**, San Pedro, CA (US)

(73) Assignee: **JOBAR INTERNATIONAL, INC.**,
Carson, CA (US)

(**) Term: **15 Years**

(21) Appl. No.: **29/618,182**

(22) Filed: **Sep. 19, 2017**

(51) **LOC (11) Cl.** **15-07**

(52) **U.S. Cl.**
USPC **D15/90**

(58) **Field of Classification Search**
USPC D15/79-91

CPC F25C 2400/10; F25C 5/005; F25C 1/10;
F25C 2305/022; F25C 1/00; F25C 1/18;
F25C 1/20; F25C 1/225; F25C 1/246;
F25C 2600/04; F25C 2700/14; F25C
5/06; F25C 5/182; F25C 1/08; F25C
1/24; F25C 2400/14; F25C 2500/02

See application file for complete search history.

(56) **References Cited**

U.S. PATENT DOCUMENTS

D152,906 S *	3/1949	Richards	220/DIG. 15
D586,830 S *	2/2009	de Groote	D15/90
D636,412 S *	4/2011	Misse	D15/90
D706,316 S *	6/2014	Hoyord	D15/990
D759,735 S *	6/2016	Tsai	D15/90
D764,552 S *	8/2016	Traub	D15/90
D787,568 S *	5/2017	Davies	D15/90

Chef Craft, Water Bottle Ice Cube Tray, https://i5.walmartimages.com/asr/6c629f1b-2964-42e8-9b9d-6e5e06269309_1.9a6290b1f850f21d53110d165bbb873c.jpeg?odnHeight=450&odnWidth=450&odnBg=FFFFFF, 1 page.
Lily's Home, Ice Cube Trays with Easy Push Pop Out Narrow Ice Stick Cubes for Sport and Water Bottles, https://images-na.ssl-images-amazon.com/images/I/616apTAbVL._SL1100_.jpg, 1 page.
Polar Vortex, Mini Ice Cube Trays + Lids, https://images-na.ssl-images-amazon.com/images/I/81eC13rD42L._SL1500_.jpg, 1 page.
OXO Good Grips, No-Spill Ice Stick Tray, https://www.oxo.com/media/catalog/product/cache/1/image/1400x1400/8cbb9603cd1c8aa64a161403a3adb86b/1/1/11147700_1_no-spill_ice_stick_tray.jpg, 1 page.

* cited by examiner

Primary Examiner — Khawaja Anwar

(74) *Attorney, Agent, or Firm* — Lewis Roca Rothgerber Christie LLP

(57) **CLAIM**

The ornamental design for ice tray, as shown and described.

DESCRIPTION

FIG. 1 is a perspective view of the ice tray design;
FIG. 2 is a top view thereof;
FIG. 3 is a front view which is a mirror image of the rear view thereof;
FIG. 4 is a left view which is a mirror image of the right view thereof; and,
FIG. 5 is a bottom view thereof.
The broken lines shown in drawings represent unclaimed portions of the ice tray and form no parts of the claimed design.

1 Claim, 5 Drawing Sheets

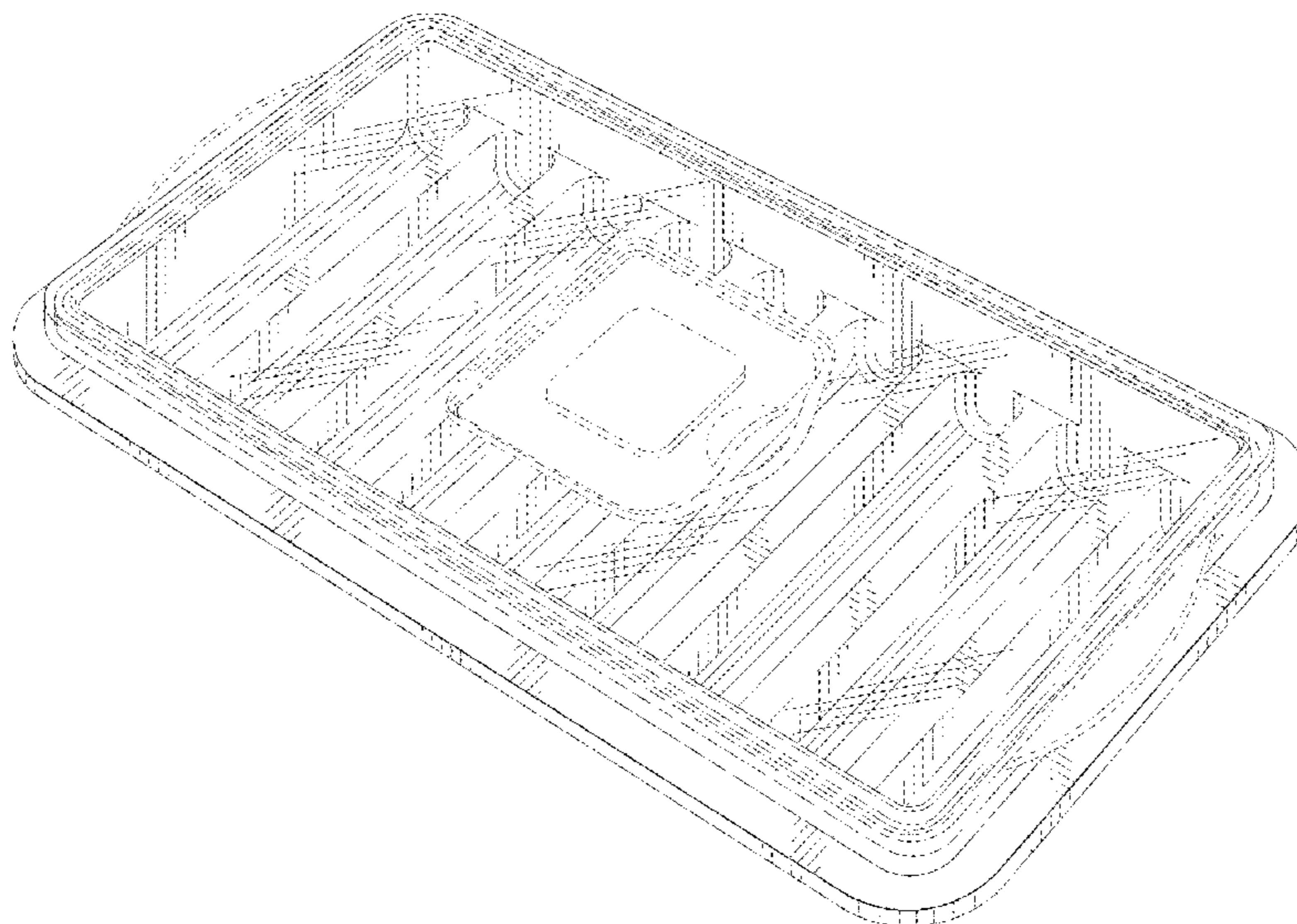


FIG. 1

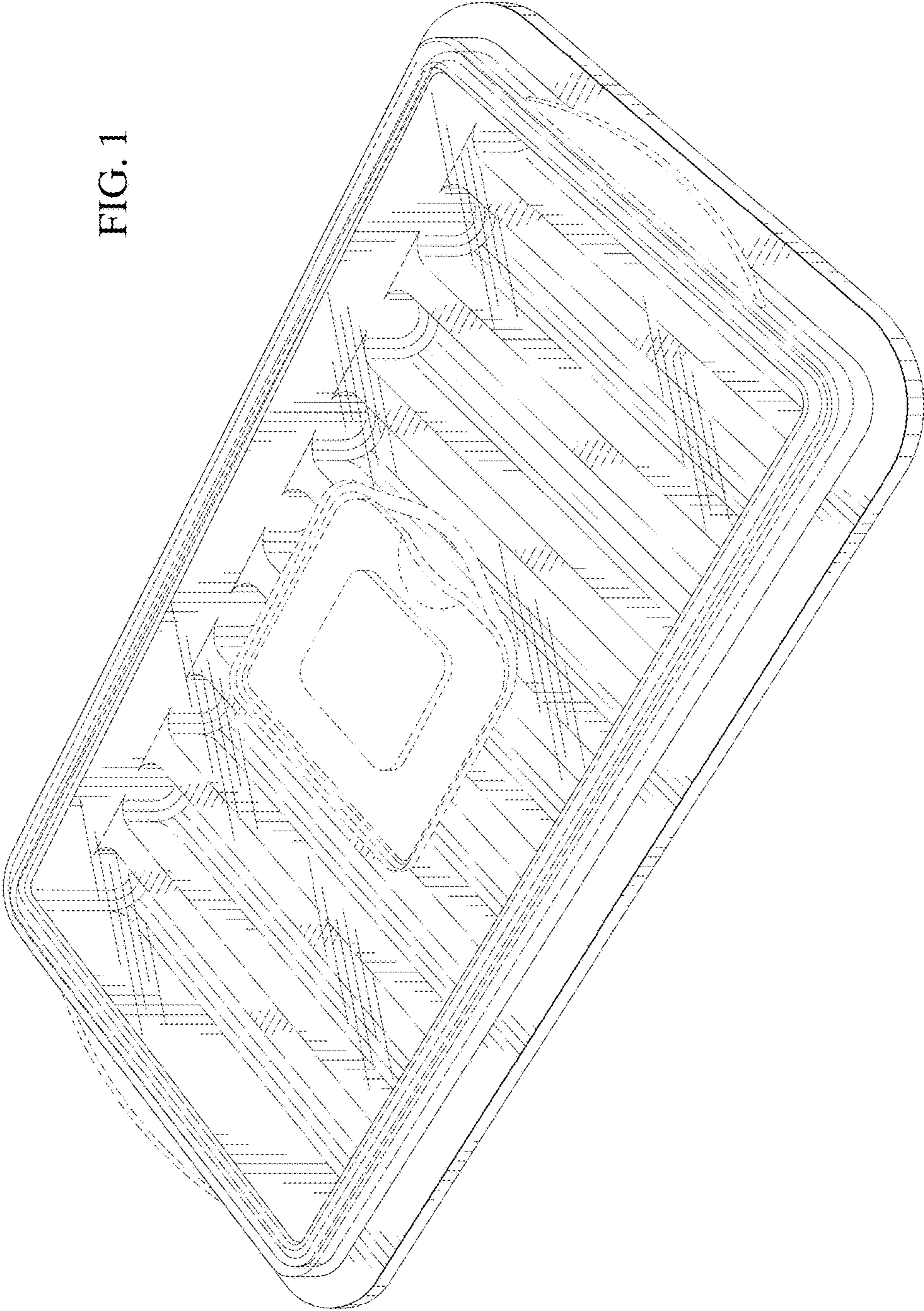


FIG. 2

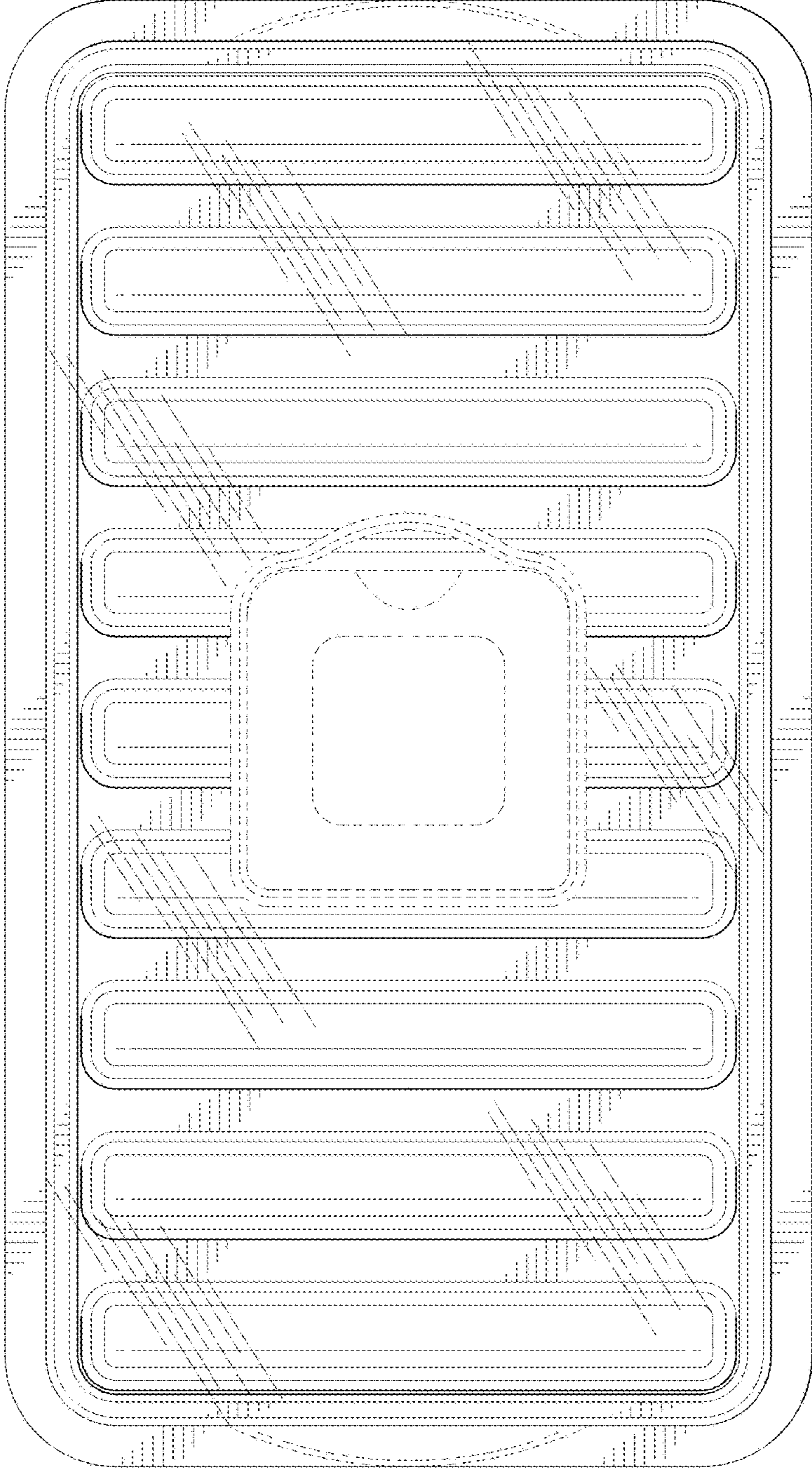


FIG. 3

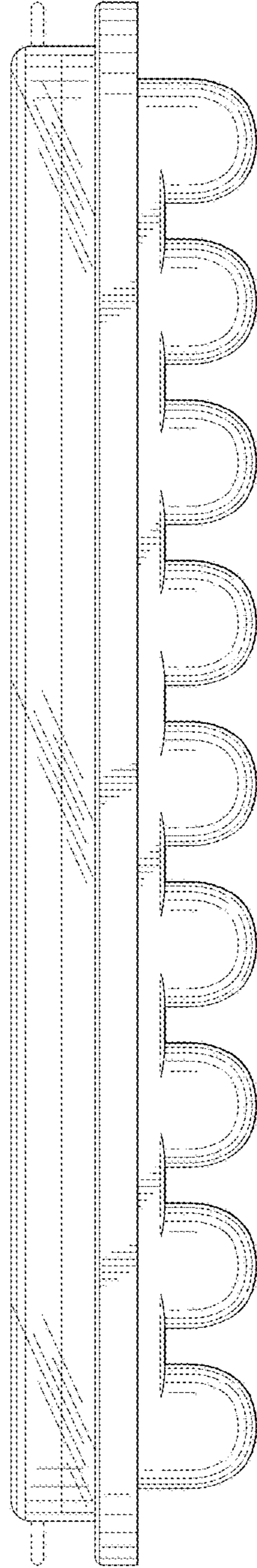


FIG. 4

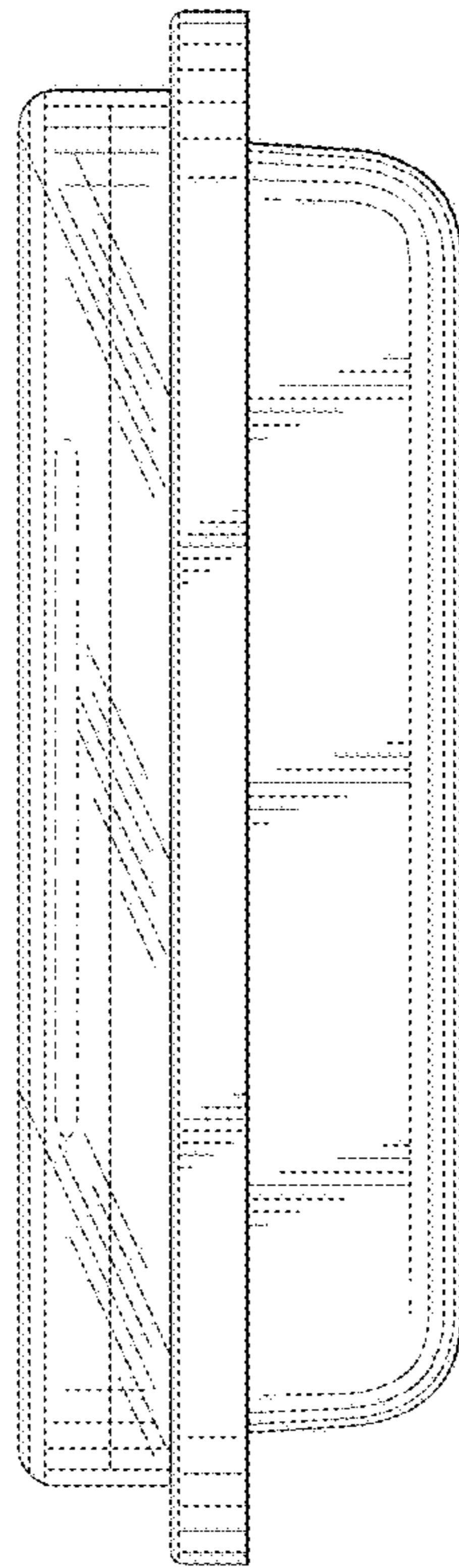


FIG. 5

