

US00D846576S

(12) **United States Design Patent** (10) **Patent No.:** **US D846,576 S**
Iannotti et al. (45) **Date of Patent:** **** Apr. 23, 2019**

(54) **DISPLAY SCREEN WITH WHEEL OF RECOGNITION GRAPHICAL USER INTERFACE**

(71) Applicant: **United Services Automobile Association (USAA)**, San Antonio, TX (US)

(72) Inventors: **Johnathan Iannotti**, Caddo Mills, TX (US); **Phillip E. Marks**, San Antonio, TX (US); **D'jaun Green**, Universal City, TX (US); **Vicky Bonney**, Bulverde, TX (US); **Christina N. Nickel**, Boerne, TX (US); **Marsha Williams**, San Antonio, TX (US)

(73) Assignee: **United Services Automobile Association (USAA)**, San Antonio, TX (US)

(**) Term: **15 Years**

(21) Appl. No.: **29/595,725**

(22) Filed: **Mar. 1, 2017**

(51) **LOC (11) Cl.** **14-04**

(52) **U.S. Cl.**
USPC **D14/486**

(58) **Field of Classification Search**
USPC D14/485-495
CPC G06F 3/04817; G06F 3/0482; H04N 1/00424

See application file for complete search history.

(56) **References Cited**

U.S. PATENT DOCUMENTS

D735,756 S *	8/2015	Huang	D14/492
D795,898 S *	8/2017	Li	D14/486
2013/0086522 A1 *	4/2013	Shimazu	G06F 3/0488 715/810
2014/0075383 A1 *	3/2014	Zheng	G06F 9/451 715/810
2014/0173459 A1 *	6/2014	Gaiser	H04L 67/22 715/753

(Continued)

OTHER PUBLICATIONS

Paper Cup of Coffee Icon [online], Jul. 19, 2016 [retrieved Aug. 1, 2018], Retrieved from the internet <<https://it.depositphotos.com/117117190/stock-illustration-paper-cup-of-coffee-icon.html>>, icon image. (Year: 2016).*

Primary Examiner — Richelle G Shelton

(74) *Attorney, Agent, or Firm* — Fletcher Yoder, P.C.

(57) **CLAIM**

The ornamental design for a display screen with wheel of recognition graphical user interface, as shown and described.

DESCRIPTION

FIG. 1 illustrates a front view of a display screen with wheel of recognition graphical user interface showing the new design;

FIG. 2 illustrates a first icon depicted in the GUI set forth in FIG. 1;

FIG. 3 illustrates a second icon depicted in the GUI set forth in FIG. 1;

FIG. 4 illustrates a third icon depicted in the GUI set forth in FIG. 1;

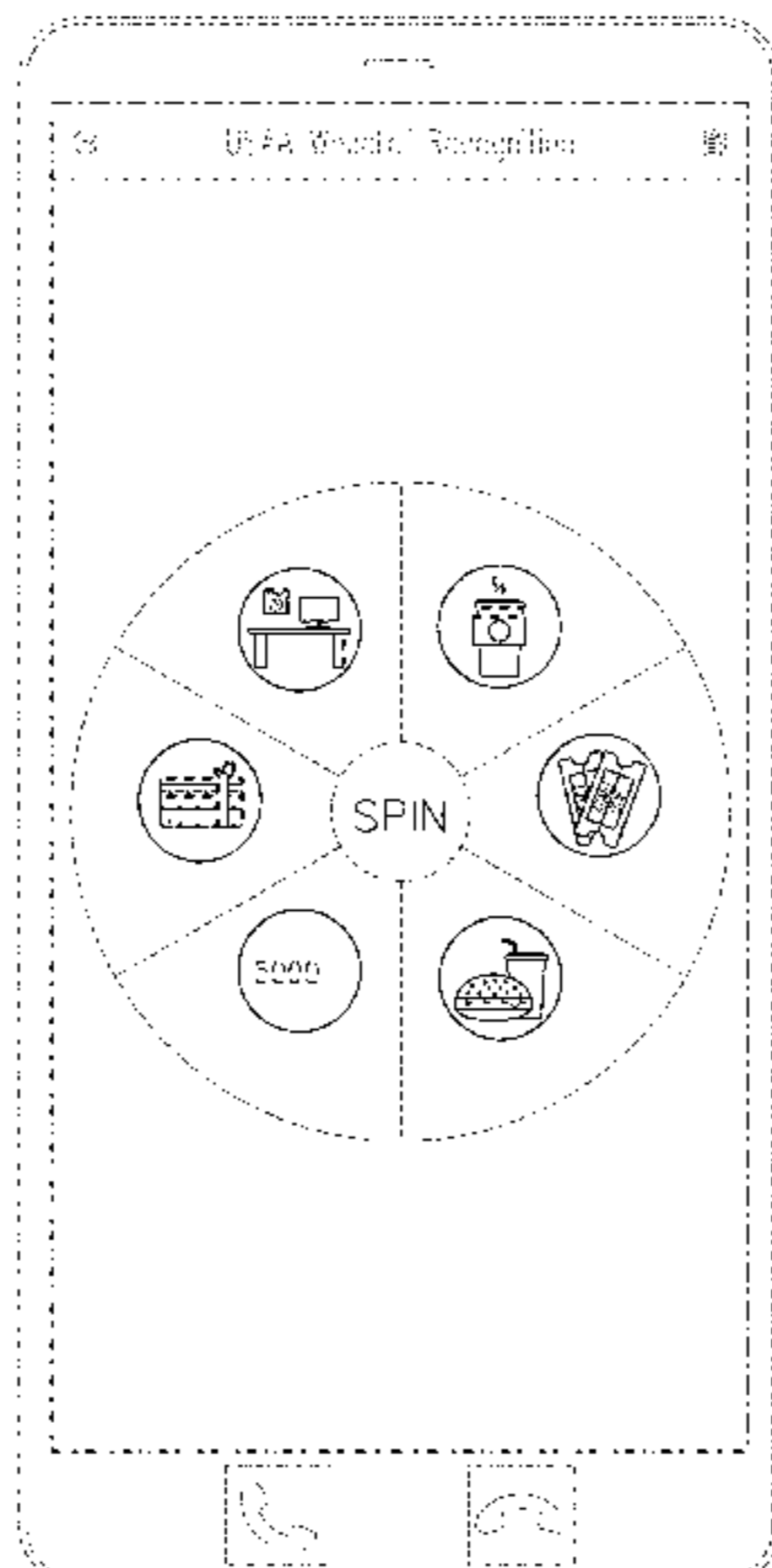
FIG. 5 illustrates a fourth icon depicted in the GUI set forth in FIG. 1;

FIG. 6 illustrates a fifth icon depicted in the GUI set forth in FIG. 1; and,

FIG. 7 illustrates a sixth icon depicted in the GUI set forth in FIG. 1.

In FIGS. 1-7, the dash-dot broken lines represent the display screen and form no part of the claimed design. The remaining broken lines illustrate the display screen device and features of the graphical user interface and form no part of the claimed design.

1 Claim, 4 Drawing Sheets



(56)

References Cited

U.S. PATENT DOCUMENTS

2016/0117825 A1* 4/2016 Hamada G06F 3/04817
348/135

* cited by examiner

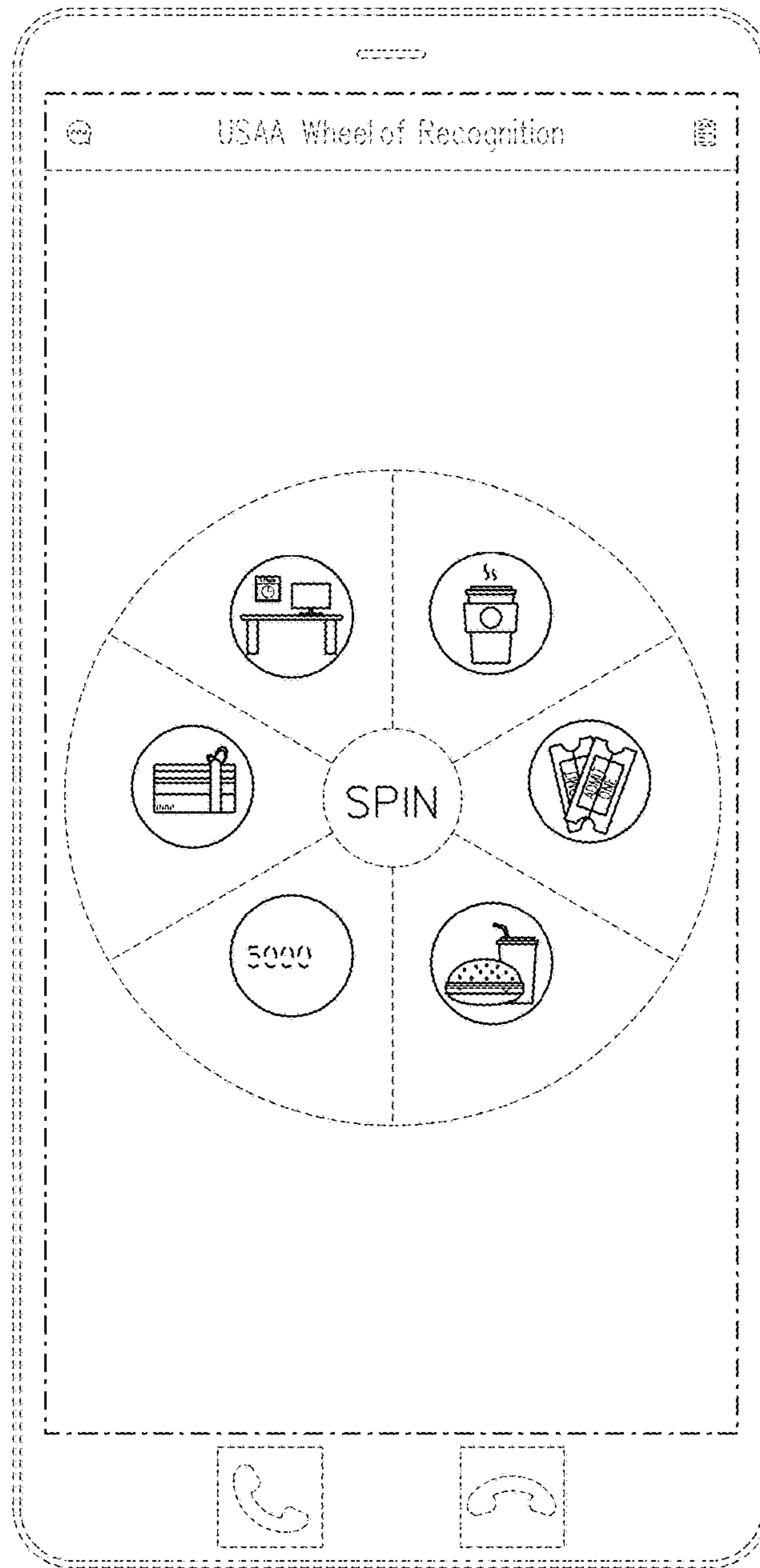


FIG. 1

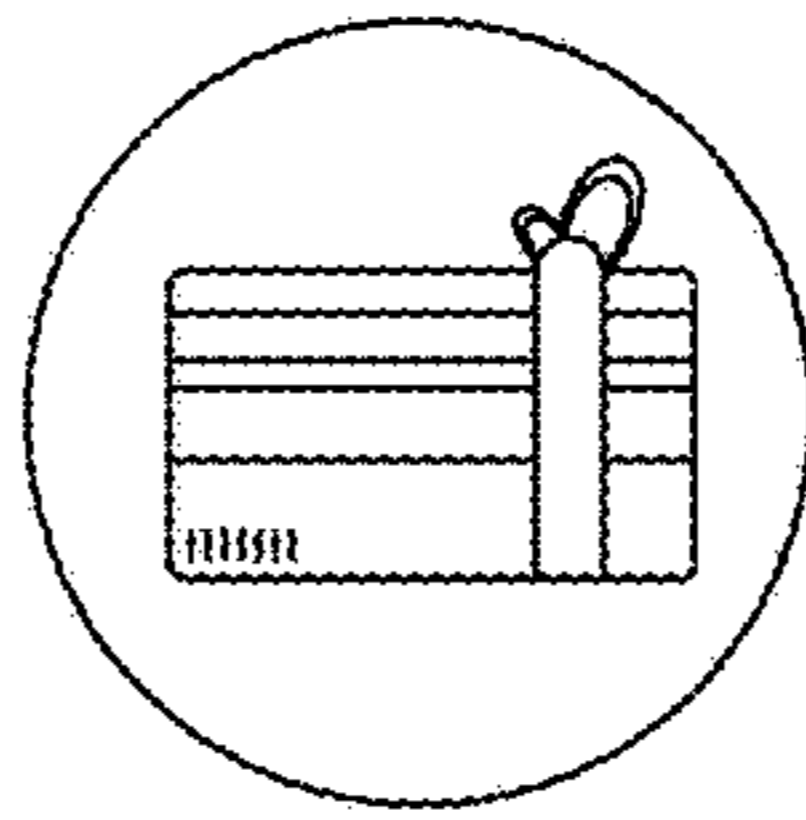


FIG. 2

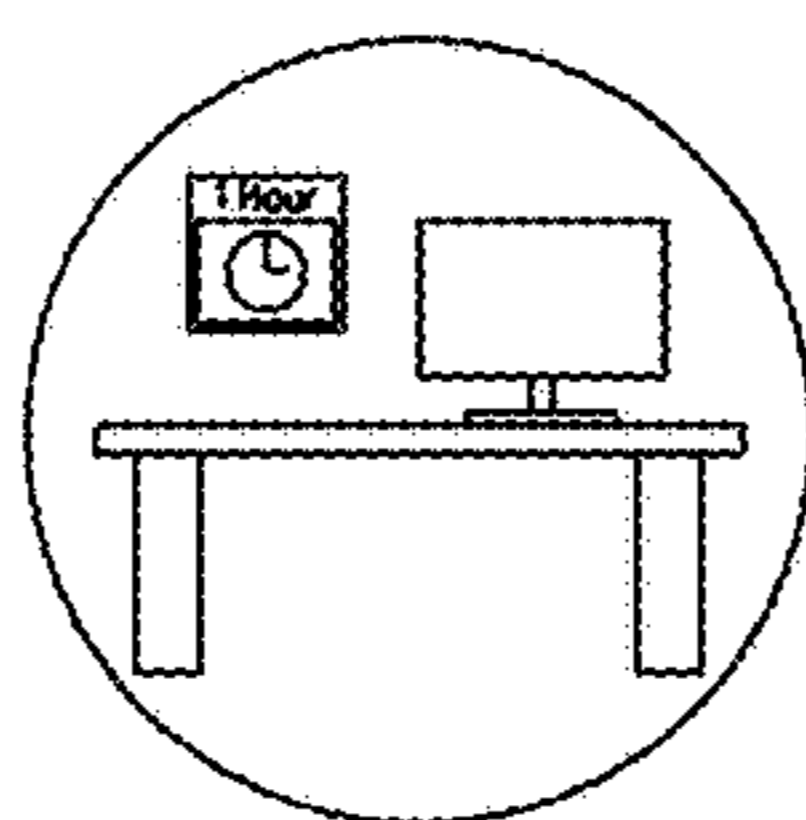


FIG. 3

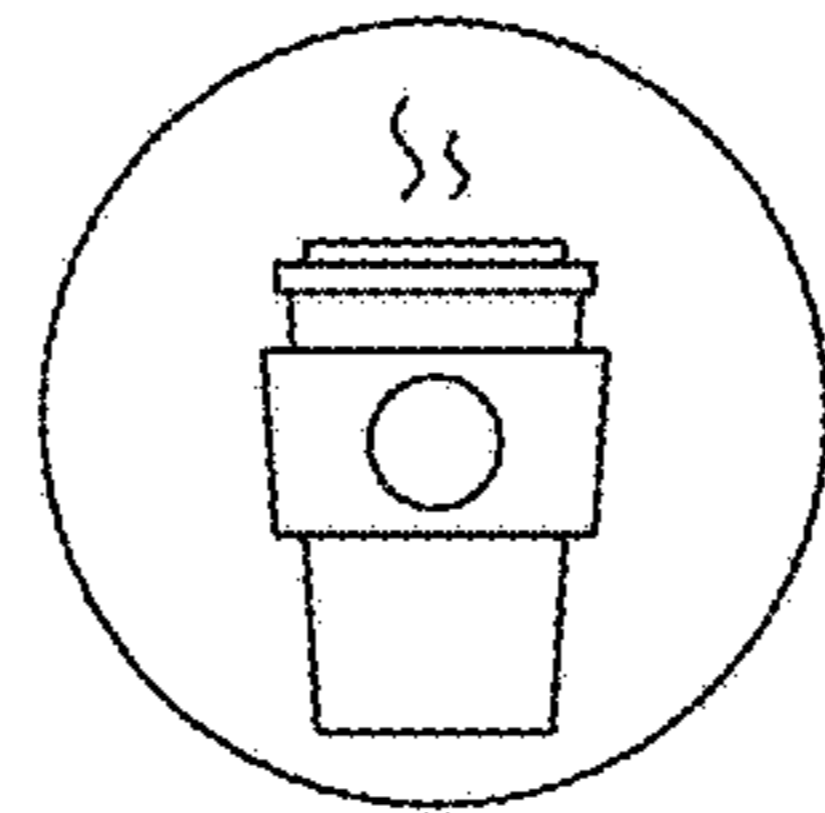


FIG. 4

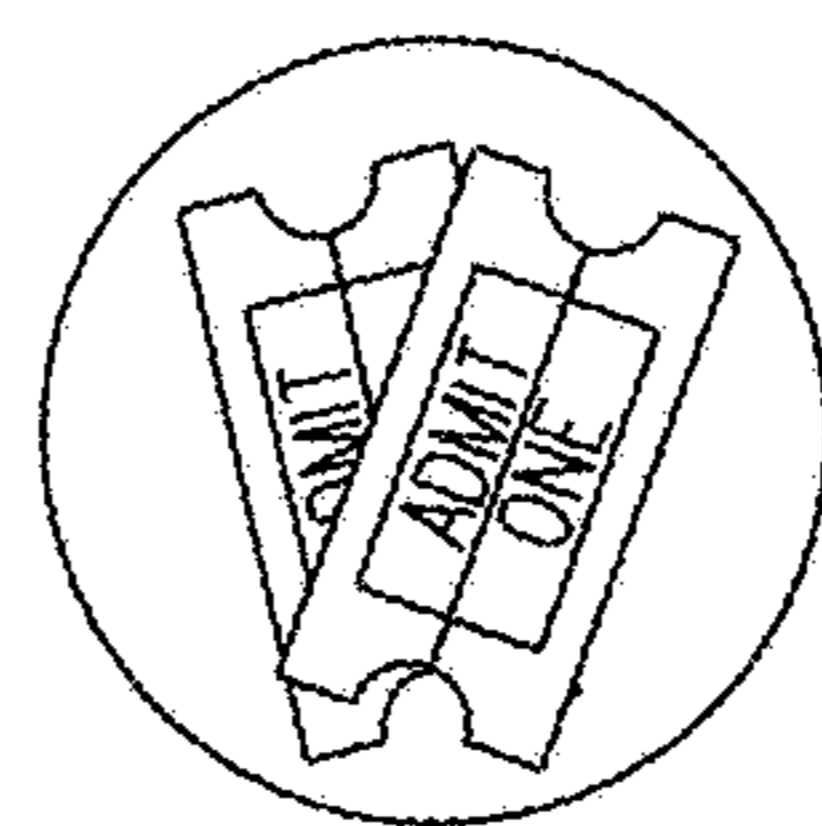


FIG. 5




FIG. 6




FIG. 7