



US00D846558S

(12) **United States Design Patent**
Roberts

(10) **Patent No.:** **US D846,558 S**

(45) **Date of Patent:** **** Apr. 23, 2019**

(54) **USB MEMORY DEVICE**

8,514,560 B2 * 8/2013 Wu H05K 5/0278
361/679.31

(71) Applicant: **James Christopher Roberts**, St Martin
(GB)

D705,235 S * 5/2014 Slemp D14/480.6

D712,414 S * 9/2014 Tsai D14/480.6

D721,714 S * 1/2015 Enayati D14/480.6

D749,600 S * 2/2016 Emami D14/480.6

D754,141 S * 4/2016 Billington D14/480.6

D759,031 S * 6/2016 Ozolins D14/480.5

D802,595 S * 11/2017 Bo D14/435.1

D806,715 S * 1/2018 Chen D14/480.6

D825,579 S * 8/2018 Chiu D14/480.6

2007/0111583 A1 * 5/2007 Cuellar H01R 13/447
439/353

(**) Term: **15 Years**

* cited by examiner

(21) Appl. No.: **29/635,610**

Primary Examiner — Angela J Lee

(22) Filed: **Feb. 1, 2018**

(30) **Foreign Application Priority Data**

Aug. 23, 2017 (EM) 004160406-0005

(51) **LOC (11) Cl.** **14-03**

(52) **U.S. Cl.**

USPC **D14/480.6**

(58) **Field of Classification Search**

USPC D14/480.1–480.7, 435.1, 411, 433, 436,
D14/484.1, 137, 155, 203.1–203.8, 240,
D14/242; D13/133, 154

CPC H05K 5/0278; G06K 19/07732

See application file for complete search history.

(56) **References Cited**

U.S. PATENT DOCUMENTS

D622,278 S * 8/2010 Ma D14/480.6

D685,808 S * 7/2013 Billington D14/480.6

(57) **CLAIM**

The ornamental design for a USB memory device, as shown and described.

DESCRIPTION

FIG. 1 is a top view of the USB memory device, showing my design.

FIG. 2 is a rear view thereof.

FIG. 3 is a left side view thereof.

FIG. 4 is a front view thereof.

FIG. 5 is a rear, top left perspective thereof.

FIG. 6 is a front top left perspective thereof; and,

FIG. 7 is a front, top right perspective with the magnetic clasp open.

1 Claim, 2 Drawing Sheets

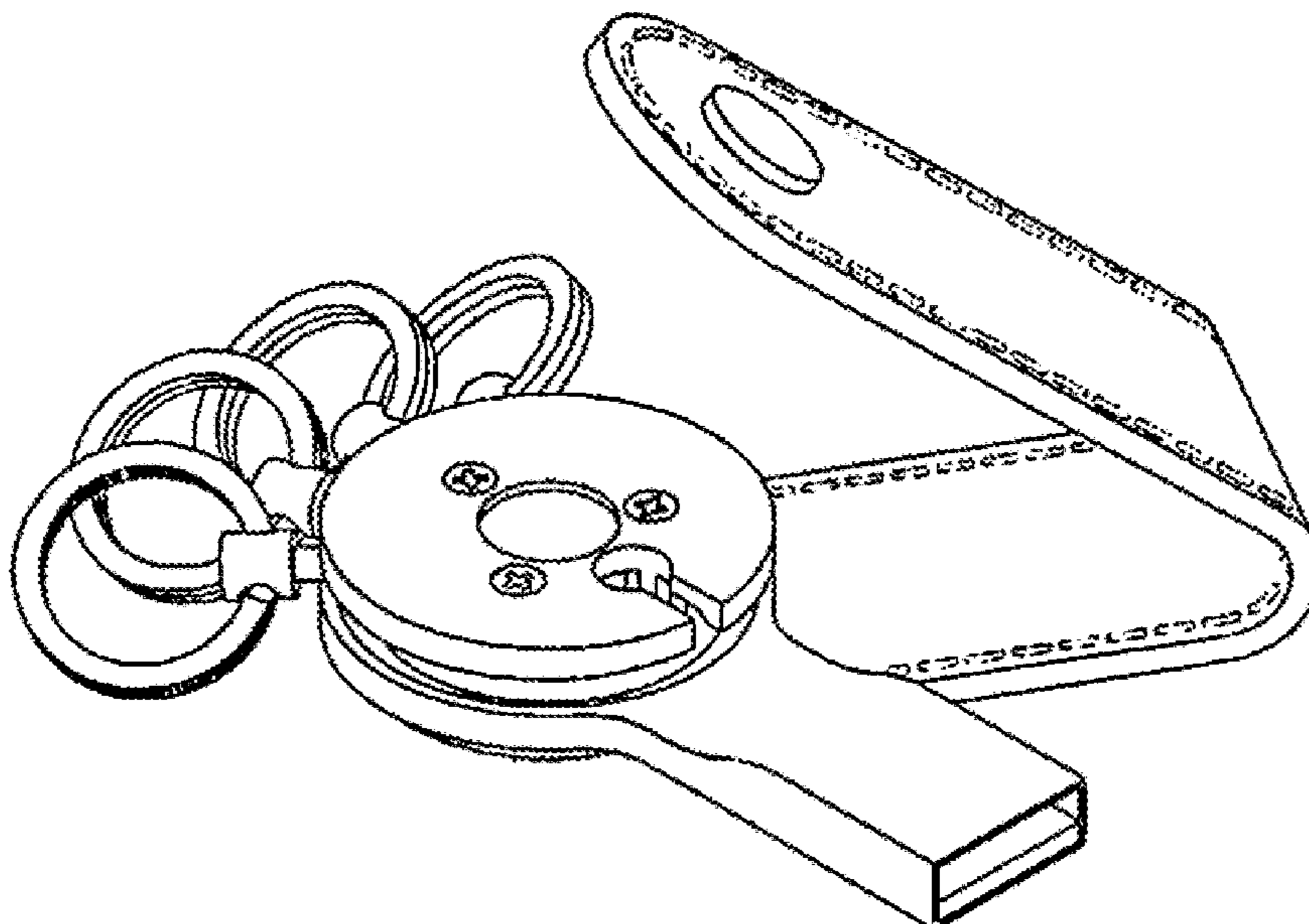


FIG.1

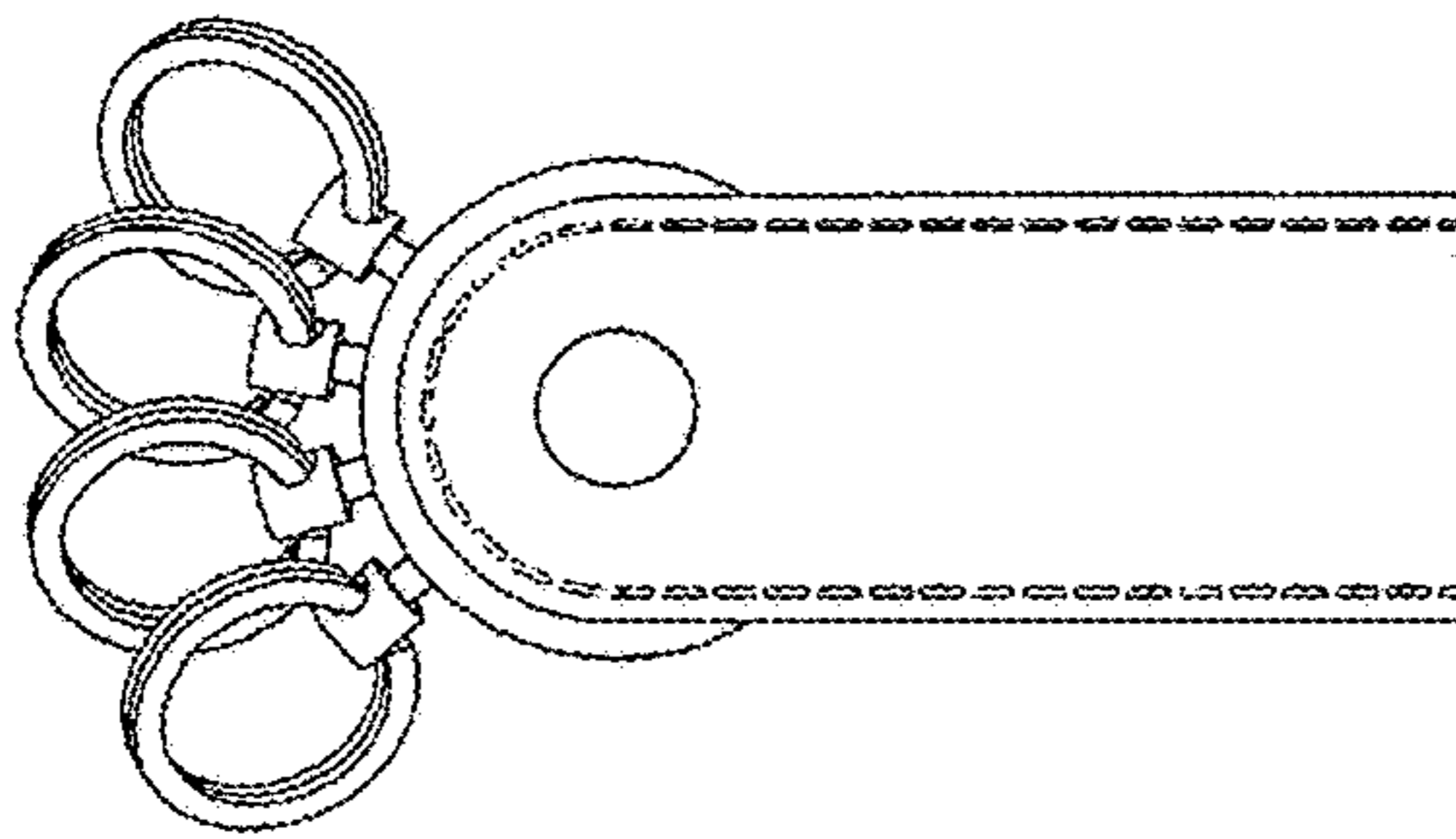


FIG.2




FIG.3

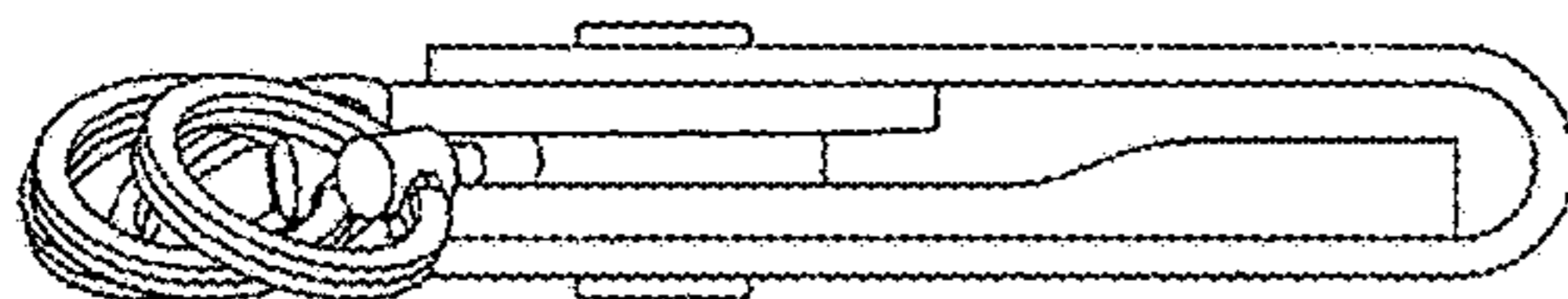


FIG.4



FIG.5

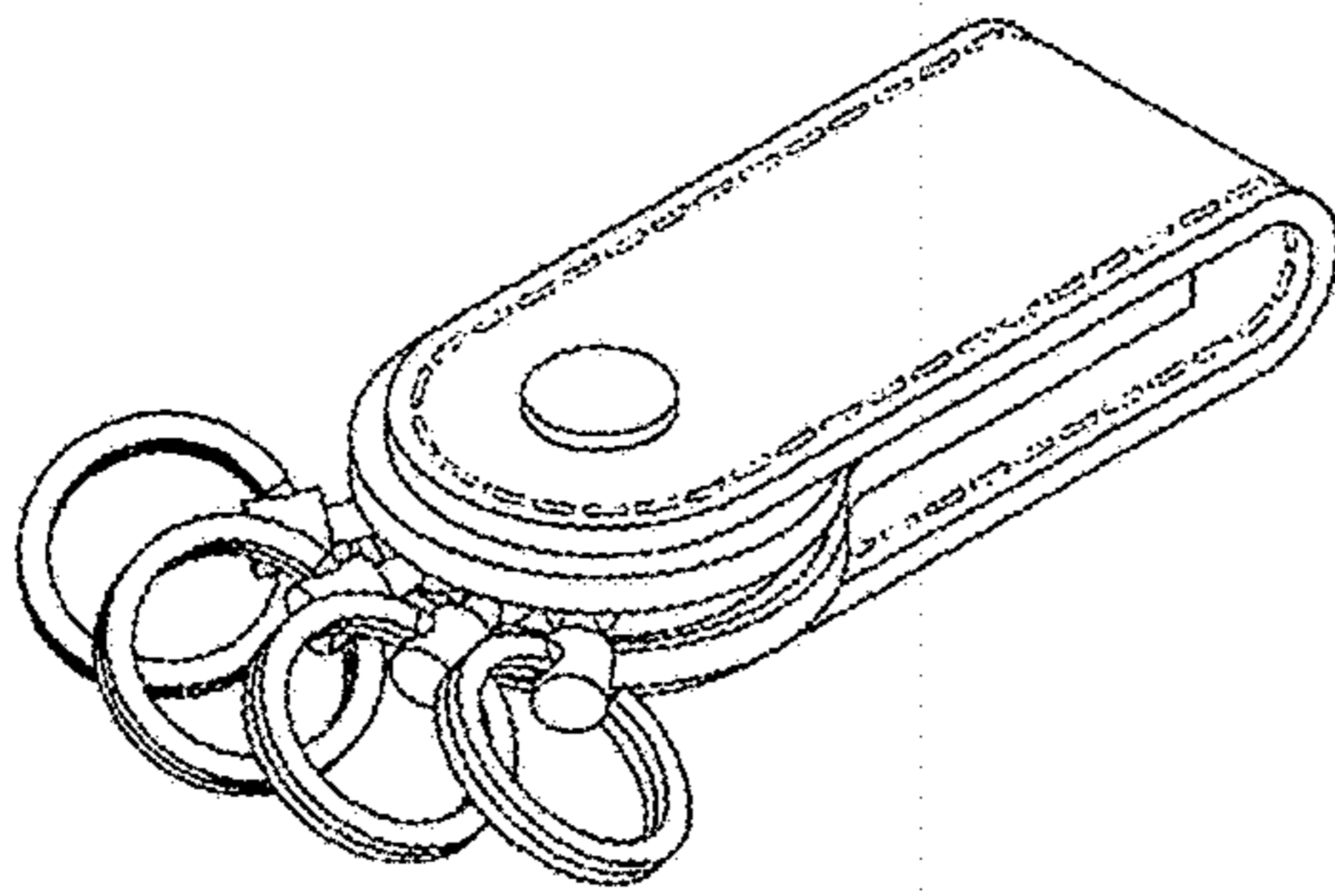


FIG.6

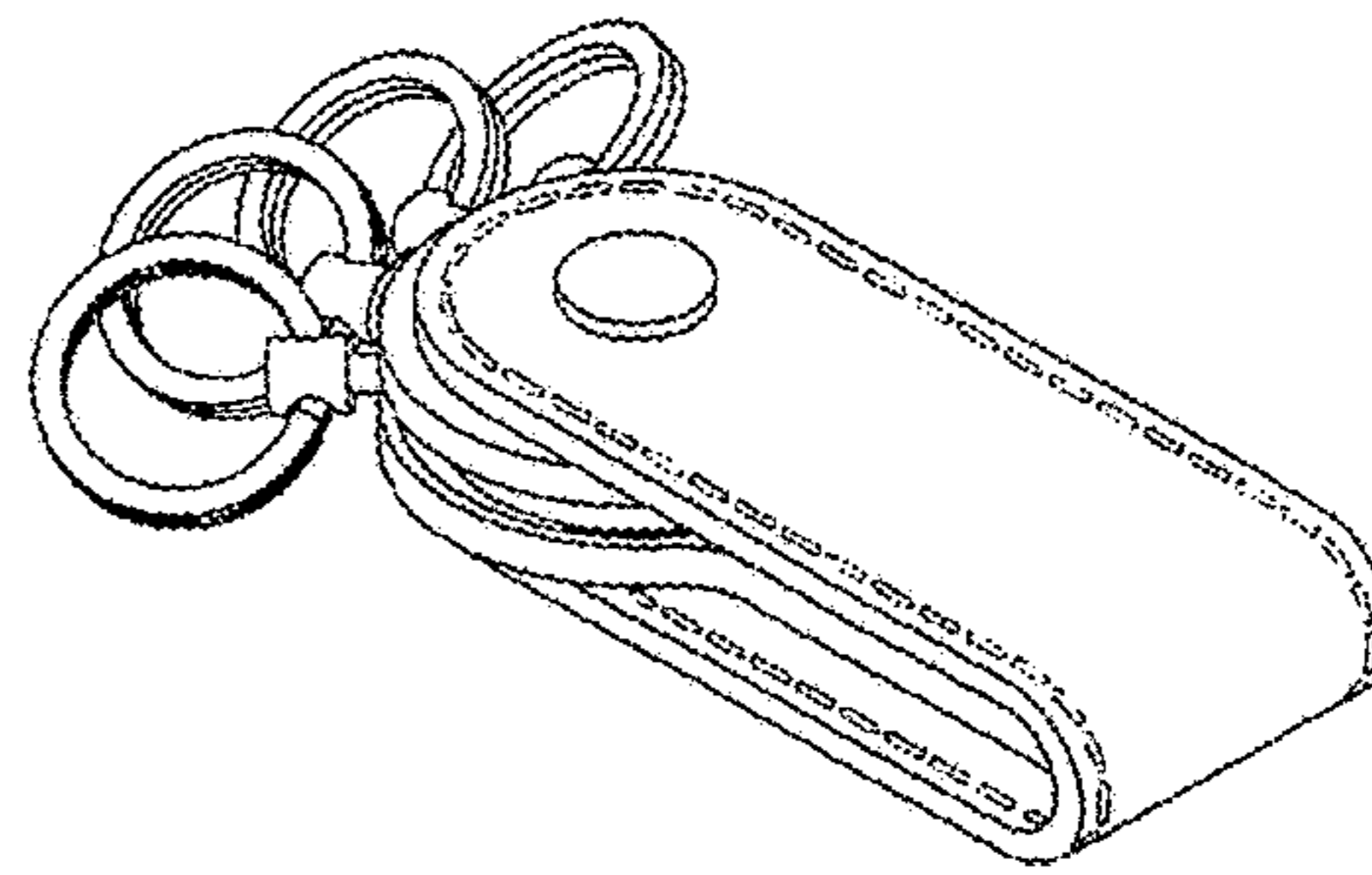


FIG.7

