



US00D846552S

(12) **United States Design Patent**
Feng

(10) **Patent No.:** **US D846,552 S**
(45) **Date of Patent:** **** Apr. 23, 2019**

(54) **ELECTRONIC PRODUCT PROTECTIVE CASE**

(71) Applicant: **GUANGZHOU WENYI COMMUNICATION EQUIPMENT CO., LTD.**, Guangzhou (Guangdong Province) (CN)

(72) Inventor: **Youru Feng**, Guangzhou (CN)

(73) Assignee: **GUANGZHOU WENYI COMMUNICATION EQUIPMENT CO., LTD.**, Guangzhou (CN)

(**) Term: **15 Years**

(21) Appl. No.: **29/619,055**

(22) Filed: **Sep. 26, 2017**

(51) **LOC (11) Cl.** **14-02**

(52) **U.S. Cl.**
USPC **D14/440**

(58) **Field of Classification Search**
USPC D14/440; D8/440; 261/45.23, 320, 45.2;
361/679.55; 29/25; D3/218
(Continued)

(56) **References Cited**

U.S. PATENT DOCUMENTS

D630,432 S * 1/2011 Tennyson D3/232
D667,831 S * 9/2012 Stravitz D14/447
(Continued)

Primary Examiner — Cynthia R Underwood
(74) *Attorney, Agent, or Firm* — Yong Chen

(57) **CLAIM**

The ornamental design for an electronic product protective case, as shown and described.

DESCRIPTION

FIG. 1 is a front view of an electronic product protective case of the present invention when the case is in a closed configuration.

FIG. 2 is a back view of the electronic product protective case shown in FIG. 1.

FIG. 3 is a left view of the electronic product protective case shown in FIG. 1.

FIG. 4 is a right view of the electronic product protective case shown in FIG. 1.

FIG. 5 is a top view of the electronic product protective case shown in FIG. 1.

FIG. 6 is a bottom view of the electronic product protective case shown in FIG. 1.

FIG. 7 is a view of the interior of the electronic product protective case of the present invention when the case is in an open, fully expanded configuration.

FIG. 8 is a perspective view of the electronic product protective case of the present invention when the case is in a deployed, self-standing configuration for supporting an electronic product to be viewed at a tilted angle.

FIG. 9 is another perspective view of the electronic product protective case of the present invention as shown in FIG. 8.

FIG. 10 is a front view of the electronic product protective case as shown in FIG. 8.

FIG. 11 is a back view of the electronic product protective case as shown in FIG. 8.

FIG. 12 is a left view of the electronic product protective case as shown in FIG. 8.

FIG. 13 is a right view of the electronic product protective case as shown in FIG. 8.

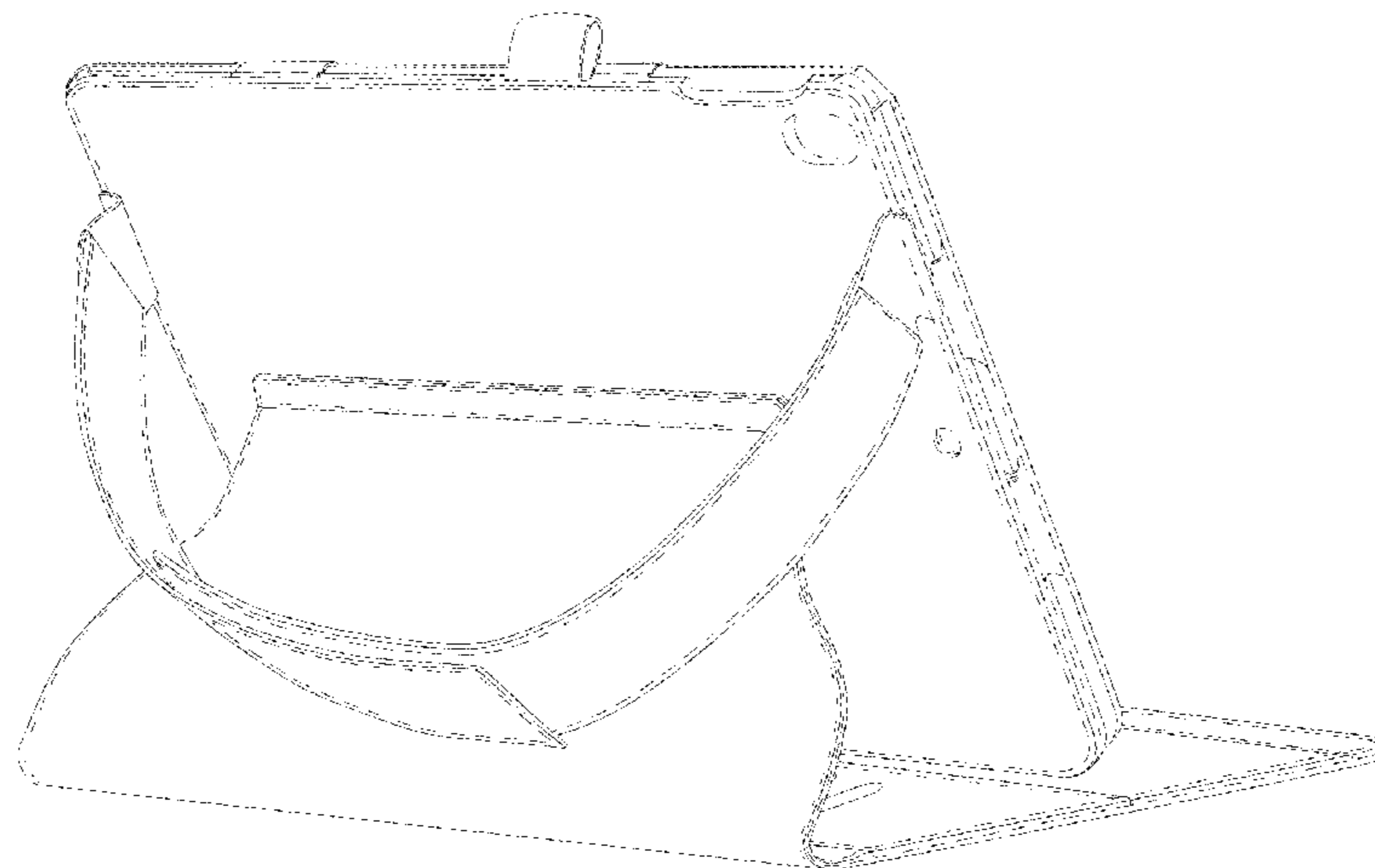
FIG. 14 is a top view of the electronic product protective case as shown in FIG. 8.

FIG. 15 is a bottom view of the electronic product protective case as shown in FIG. 8; and,

FIG. 16 is another perspective view of the electronic product protective case of the present invention as shown in FIG. 8 when a strap on the back of the case is in an expanded configuration.

The broken lines represent portions of the structure of the electronic product protective case that form no part of the claimed design.

1 Claim, 14 Drawing Sheets



(58) **Field of Classification Search**
 CPC G06F 1/628; G06F 1/626; H04B 1/3555;
 H05K 5/0217
 See application file for complete search history.

(56) **References Cited**

U.S. PATENT DOCUMENTS

D688,915 S * 9/2013 Green D3/215
 D696,256 S * 12/2013 Piedra D14/440
 D696,669 S * 12/2013 Akana D14/440
 D700,611 S * 3/2014 Boldetti D14/440
 D719,169 S * 12/2014 McBroom D14/440
 8,905,231 B2 * 12/2014 Couch, III A45C 11/00
 206/320
 8,960,421 B1 * 2/2015 Diebel G06F 1/1679
 206/320
 D723,568 S * 3/2015 Kim D14/440
 D724,090 S * 3/2015 Kim D14/440
 D724,092 S * 3/2015 Zangari D14/440
 D727,916 S * 4/2015 Melmon D14/440
 D727,919 S * 4/2015 Melmon D14/440
 D729,253 S * 5/2015 Nyholm D14/440
 D733,152 S * 6/2015 Sirichai D14/440
 D734,340 S * 7/2015 Kim D14/440
 9,095,194 B2 * 8/2015 Hassett A45C 11/00
 D744,489 S * 12/2015 Sirichai D14/440
 D744,492 S * 12/2015 Lin G06F 1/1632
 D14/440
 D753,648 S * 4/2016 Shyu D14/315
 D754,666 S * 4/2016 Tiffen D14/440
 9,307,062 B2 * 4/2016 Kim H04M 1/04
 D764,472 S * 8/2016 Corcoran D14/440
 D772,880 S * 11/2016 Corcoran D14/440
 9,489,054 B1 * 11/2016 Sumsion G06F 3/0208
 D773,470 S * 12/2016 Akana D14/440
 D779,485 S * 2/2017 Akana D14/345
 9,578,941 B2 * 2/2017 MacLachlan F16M 11/38
 D789,342 S * 6/2017 Sirichai D14/250
 D792,887 S * 7/2017 Zhang D14/440
 9,717,314 B2 * 8/2017 Idehara A45C 11/00
 D807,363 S * 1/2018 Hallier D14/440
 D807,365 S * 1/2018 Liu D14/440
 D807,892 S * 1/2018 Wang D14/440
 D808,394 S * 1/2018 Lakraa D14/440
 D808,395 S * 1/2018 Fenton D14/440
 D811,390 S * 2/2018 Kim D14/345
 D811,411 S * 2/2018 Moore D14/440
 D818,263 S * 5/2018 Broadhurst D3/218
 D819,038 S * 5/2018 Diebel D14/440
 D820,839 S * 6/2018 Akana D14/345

D822,675 S * 7/2018 Zhu D14/455
 D835,624 S * 12/2018 Li D14/440
 2007/0057140 A1 * 3/2007 Liou F16M 11/10
 248/456
 2008/0029412 A1 * 2/2008 Ho A47B 21/0314
 206/320
 2008/0167095 A1 * 7/2008 Kim H04M 1/0216
 455/575.3
 2009/0159763 A1 * 6/2009 Kim F16M 13/00
 248/174
 2009/0178938 A1 * 7/2009 Palmer A45C 5/03
 206/45.23
 2009/0194209 A1 * 8/2009 De Filippis A45C 11/00
 150/107
 2009/0201254 A1 * 8/2009 Rais G06F 1/1613
 345/168
 2010/0294909 A1 * 11/2010 Hauser A47B 23/043
 248/456
 2010/0300909 A1 * 12/2010 Hung H04M 1/04
 206/320
 2011/0227463 A1 * 9/2011 Hou A45C 9/00
 312/223.1
 2011/0266194 A1 * 11/2011 Bau A45C 11/00
 206/736
 2011/0290687 A1 * 12/2011 Han A45C 3/02
 206/320
 2011/0297566 A1 * 12/2011 Gallagher F16M 11/105
 206/320
 2012/0140396 A1 * 6/2012 Zelif G06F 1/1628
 361/679.09
 2013/0140194 A1 * 6/2013 Han G06F 1/1656
 206/45.23
 2013/0233762 A1 * 9/2013 Balaji B65D 25/00
 206/736
 2013/0264459 A1 * 10/2013 McCosh G06F 1/1626
 248/688
 2014/0291175 A1 * 10/2014 Chung G06F 1/1656
 206/45.23
 2015/0296060 A1 * 10/2015 Gu H04M 1/0235
 455/575.4
 2015/0296068 A1 * 10/2015 Chin G06F 1/1628
 455/575.8
 2016/0011628 A1 * 1/2016 Sato G06F 1/1656
 361/679.3
 2016/0120280 A1 * 5/2016 Dingler A45C 3/02
 224/608
 2016/0187937 A1 * 6/2016 Ahee G06F 1/1681
 361/679.09

* cited by examiner




FIG. 1

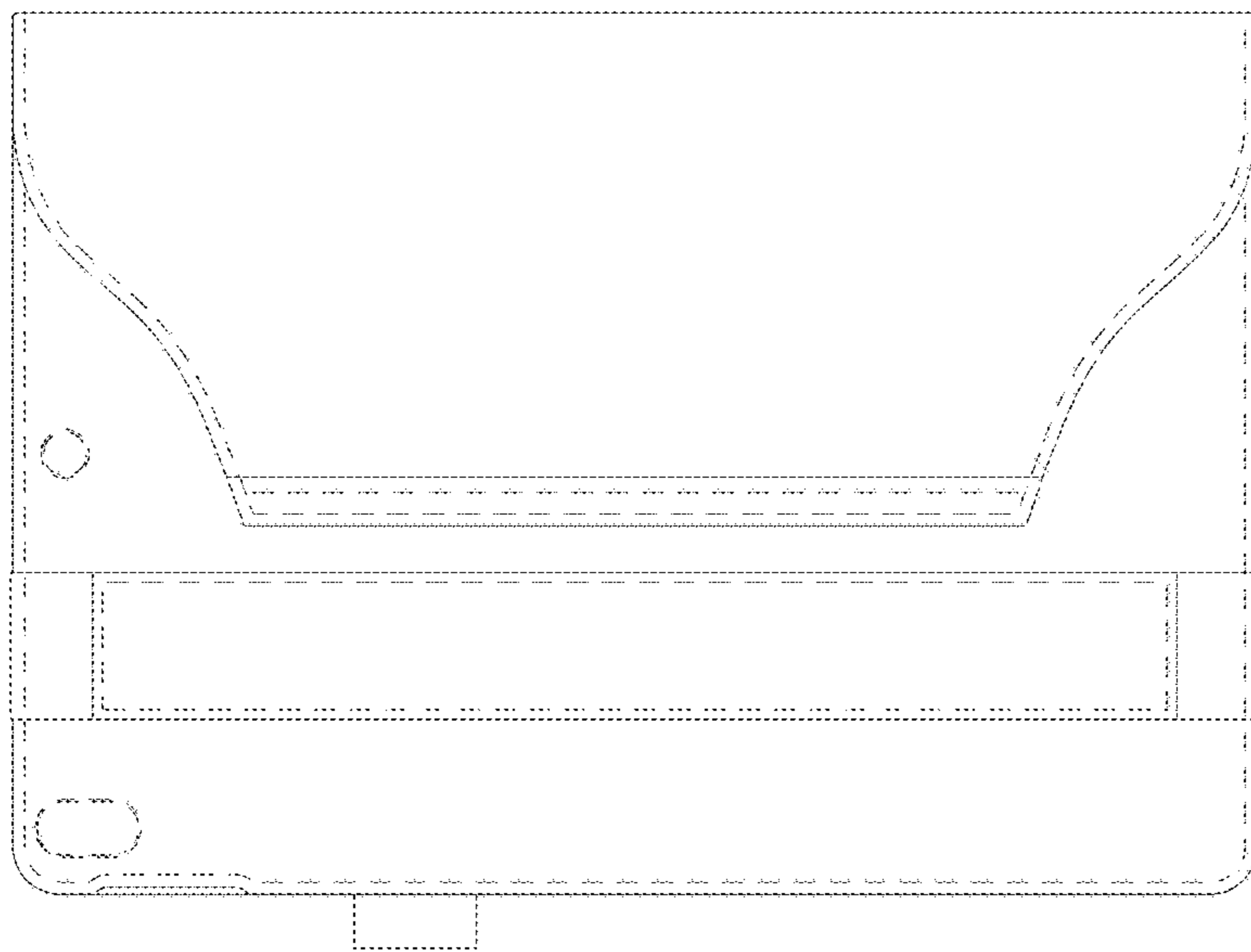


FIG. 2




FIG. 4



FIG. 3




FIG. 5




FIG. 6

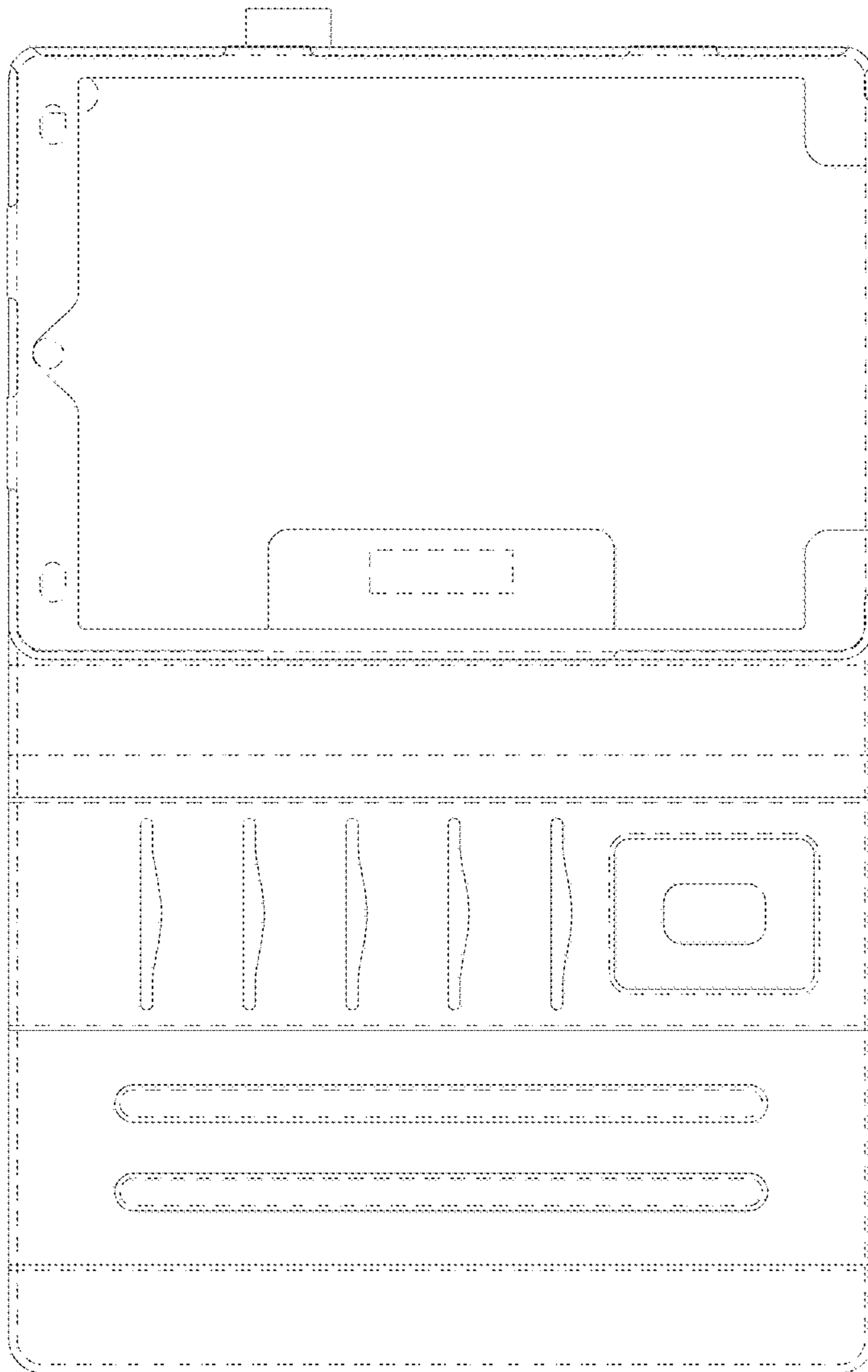


FIG. 7

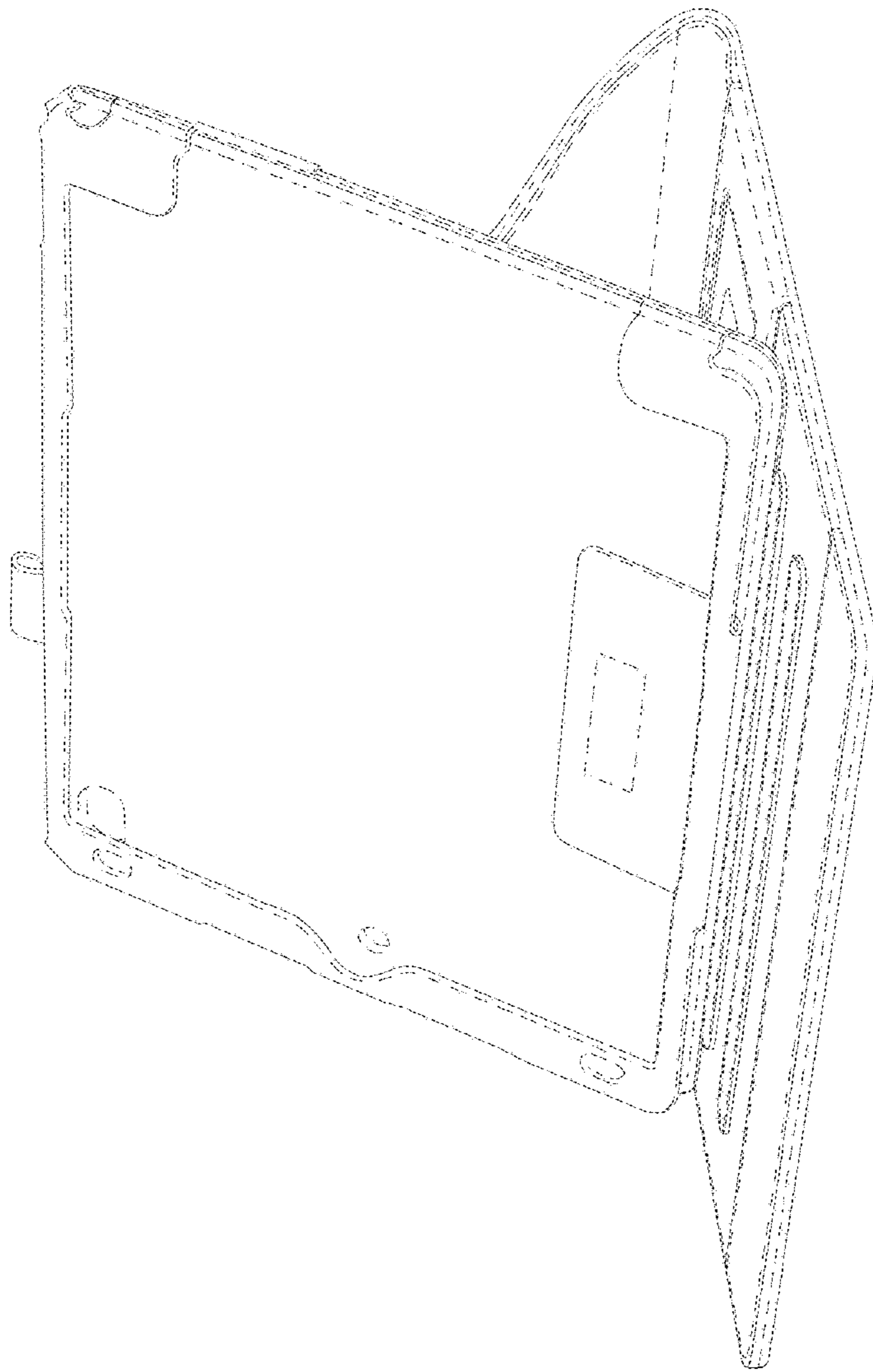


FIG. 8

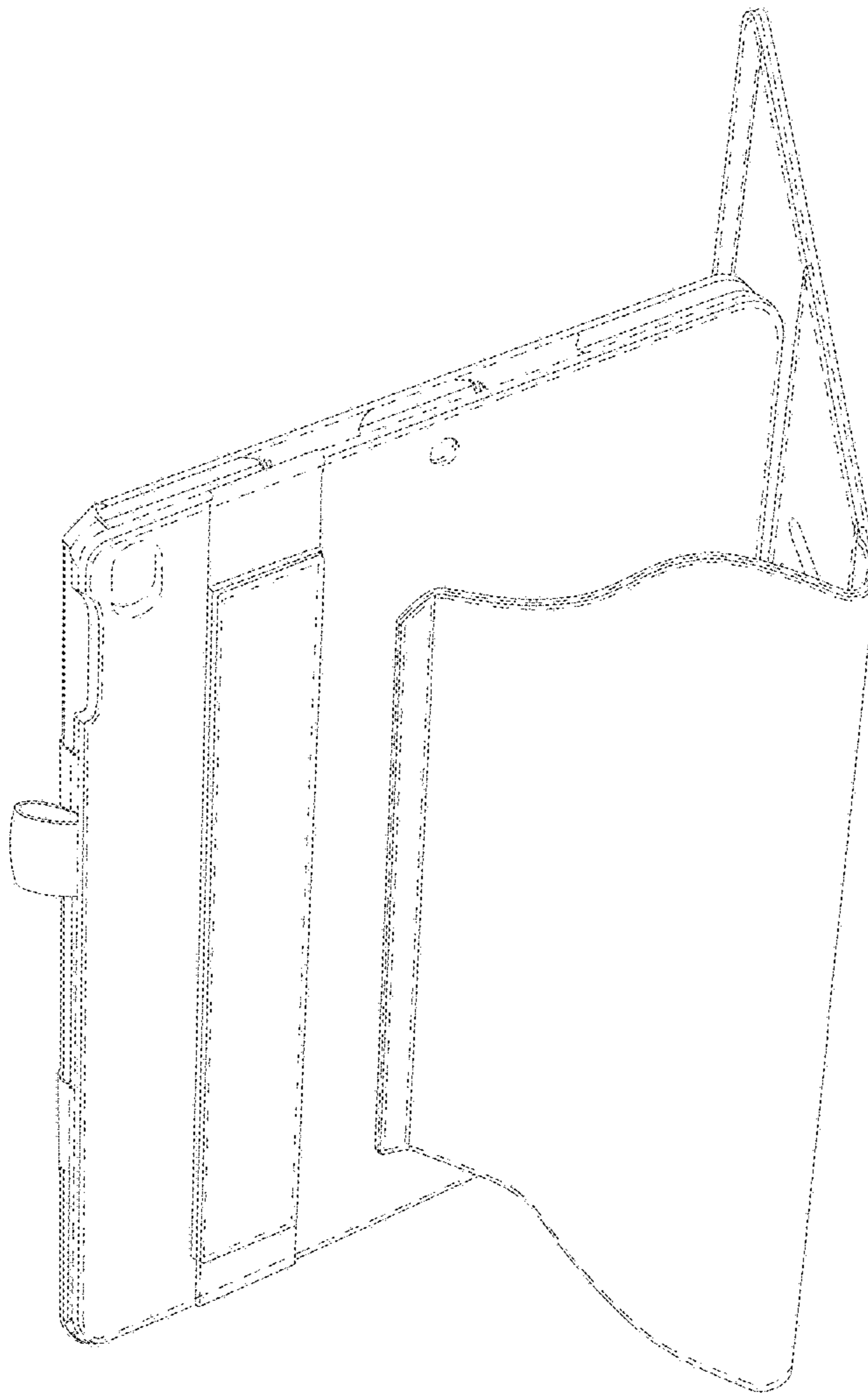


FIG.9

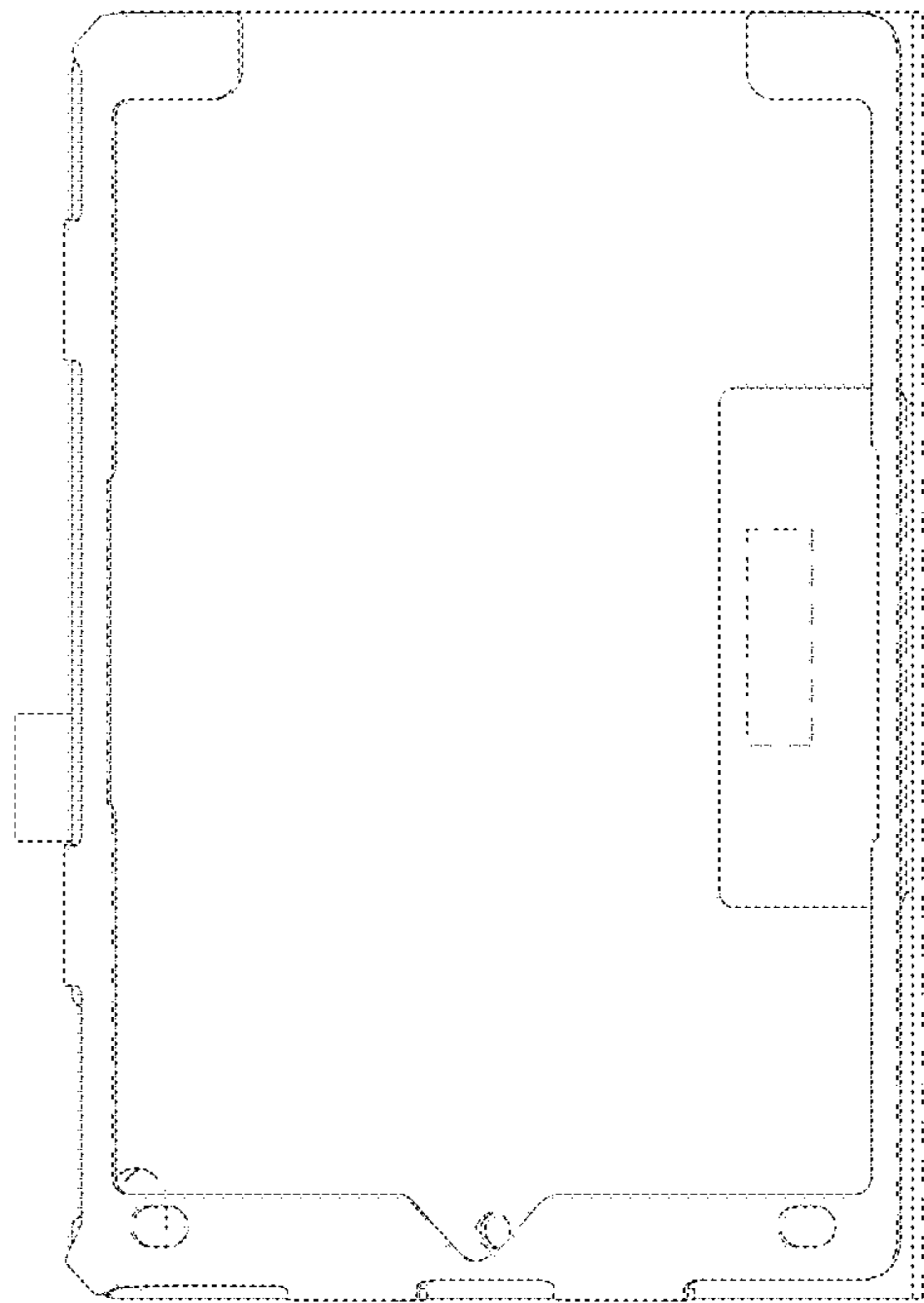


FIG. 10

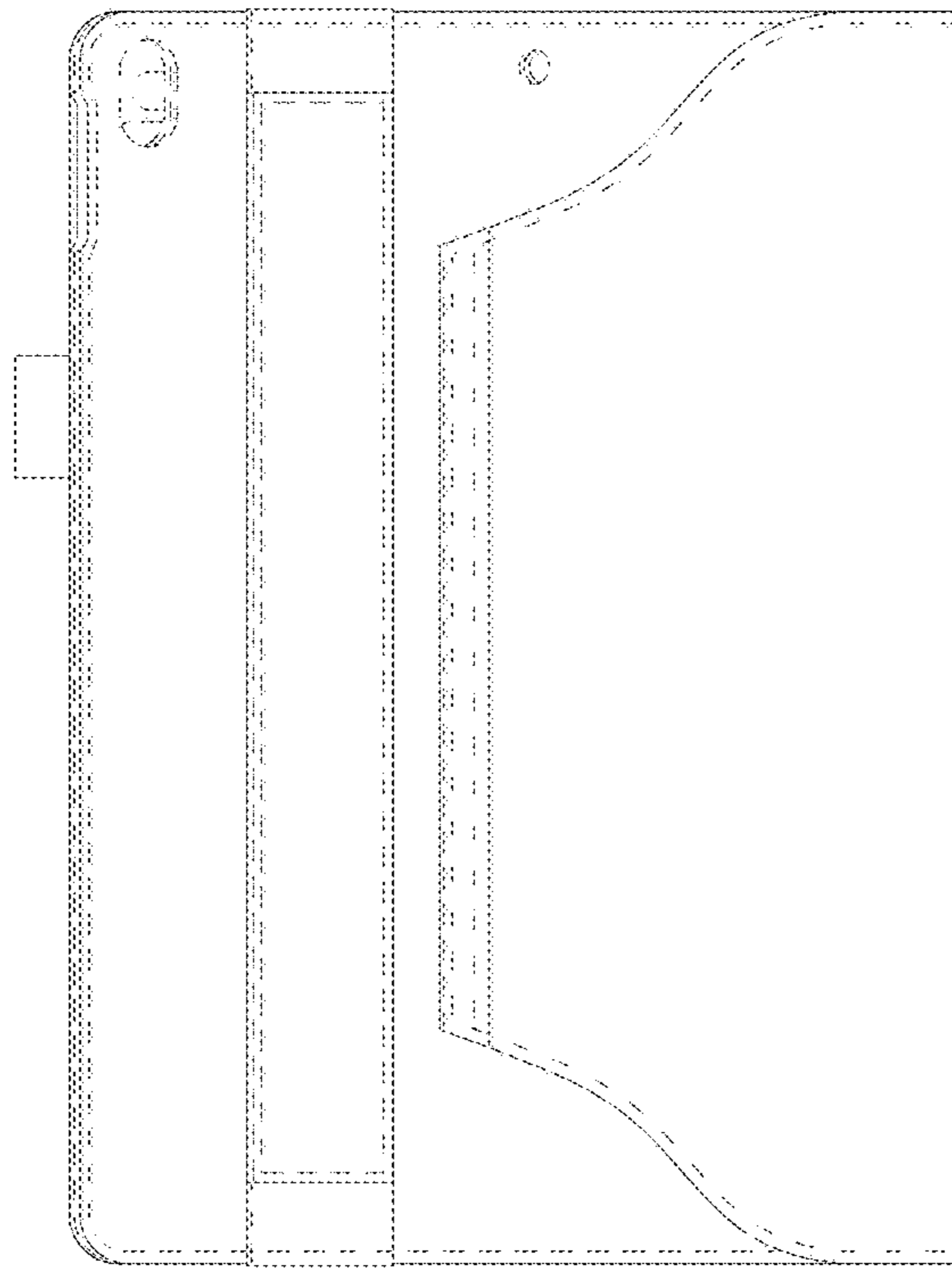


FIG. 11

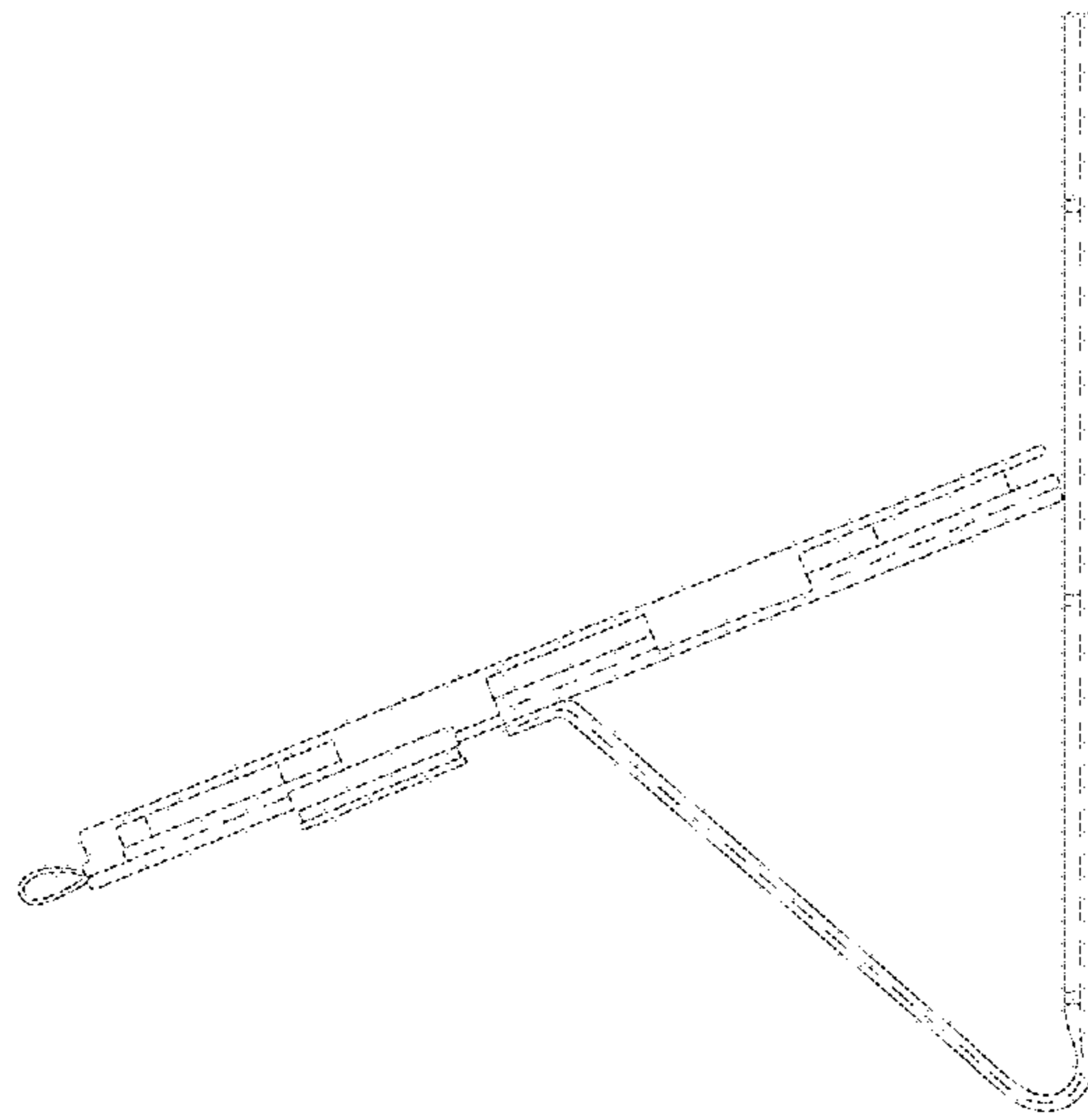


FIG. 12

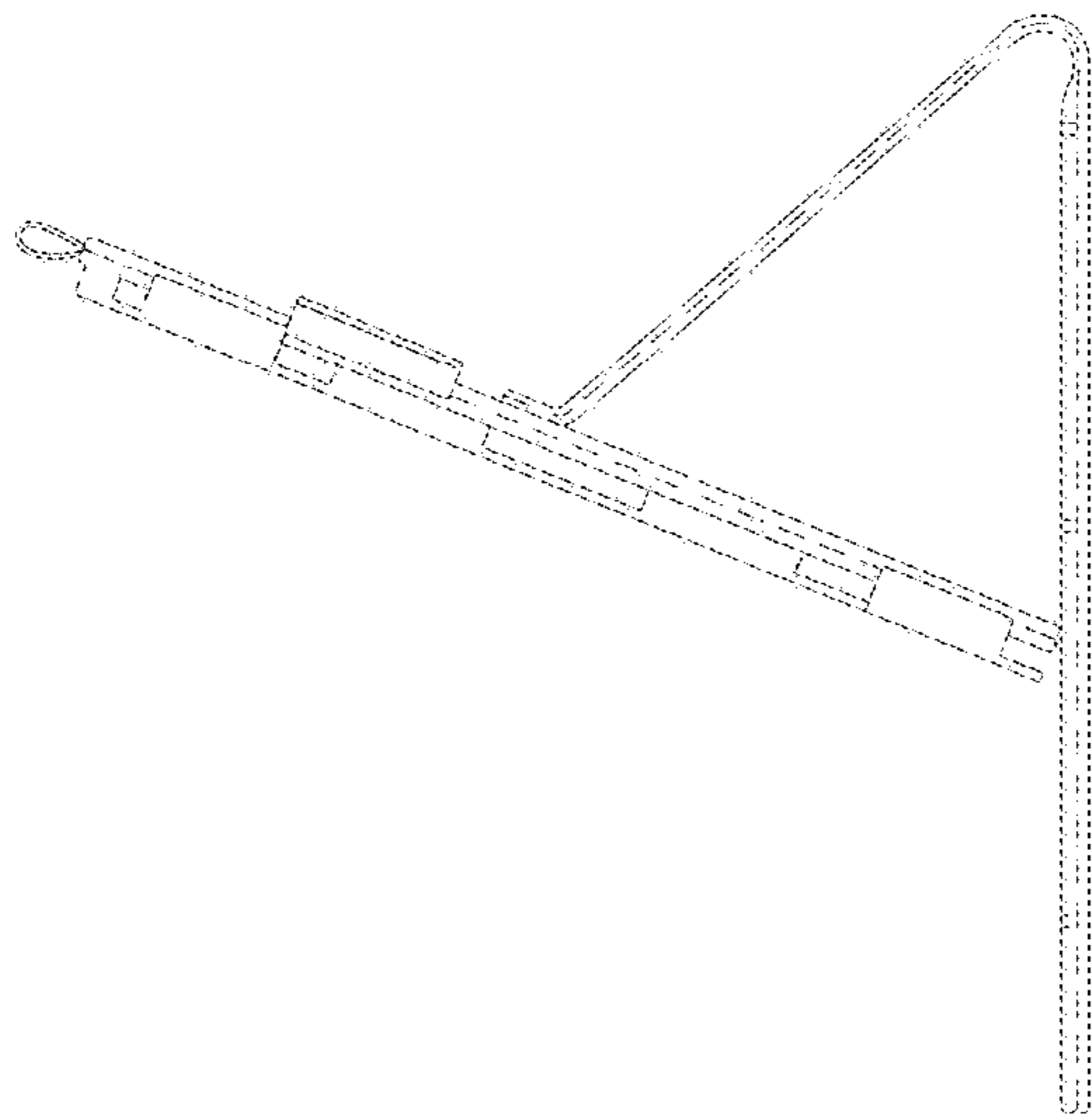


FIG. 13

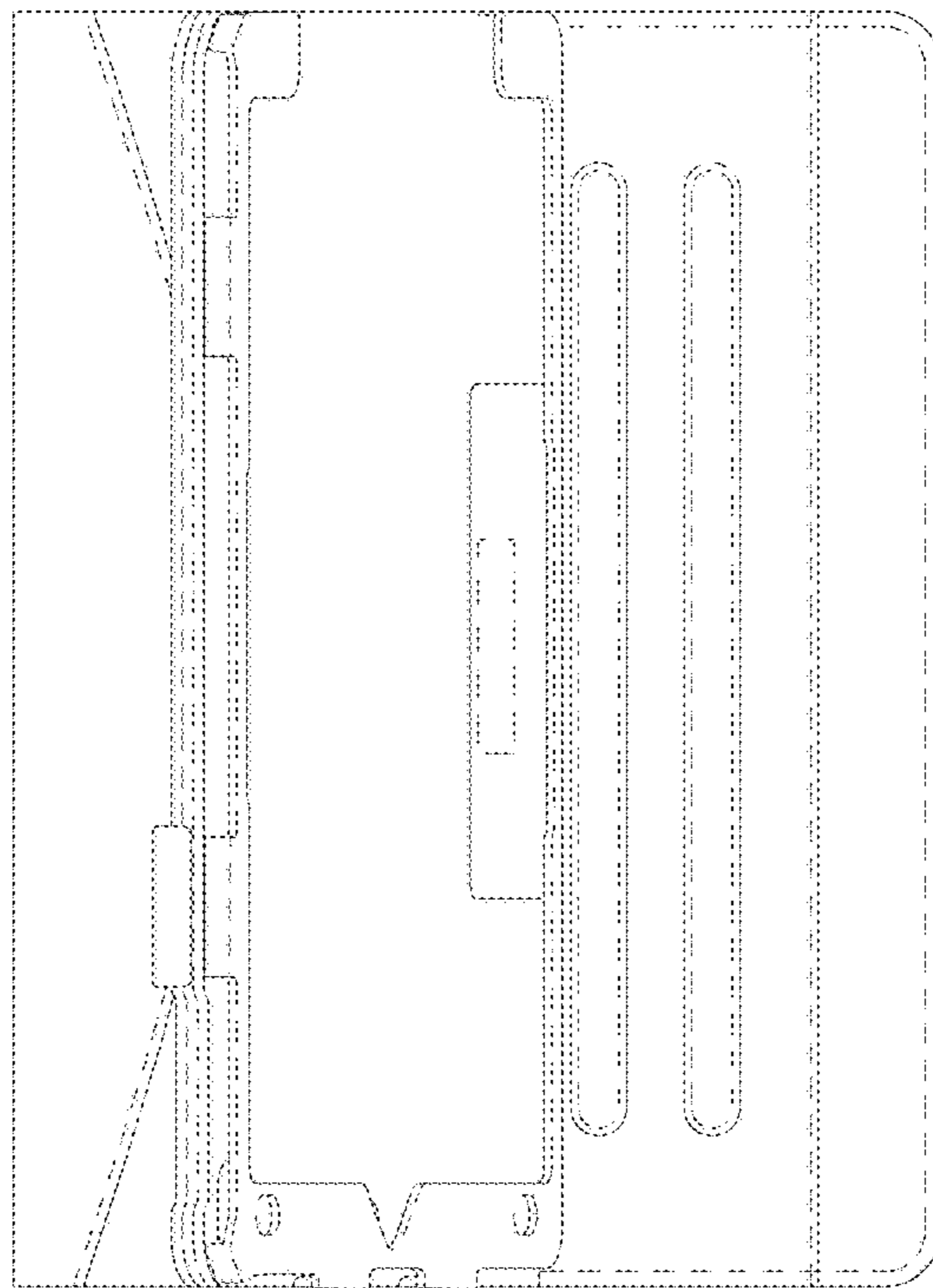


FIG. 14




FIG. 15

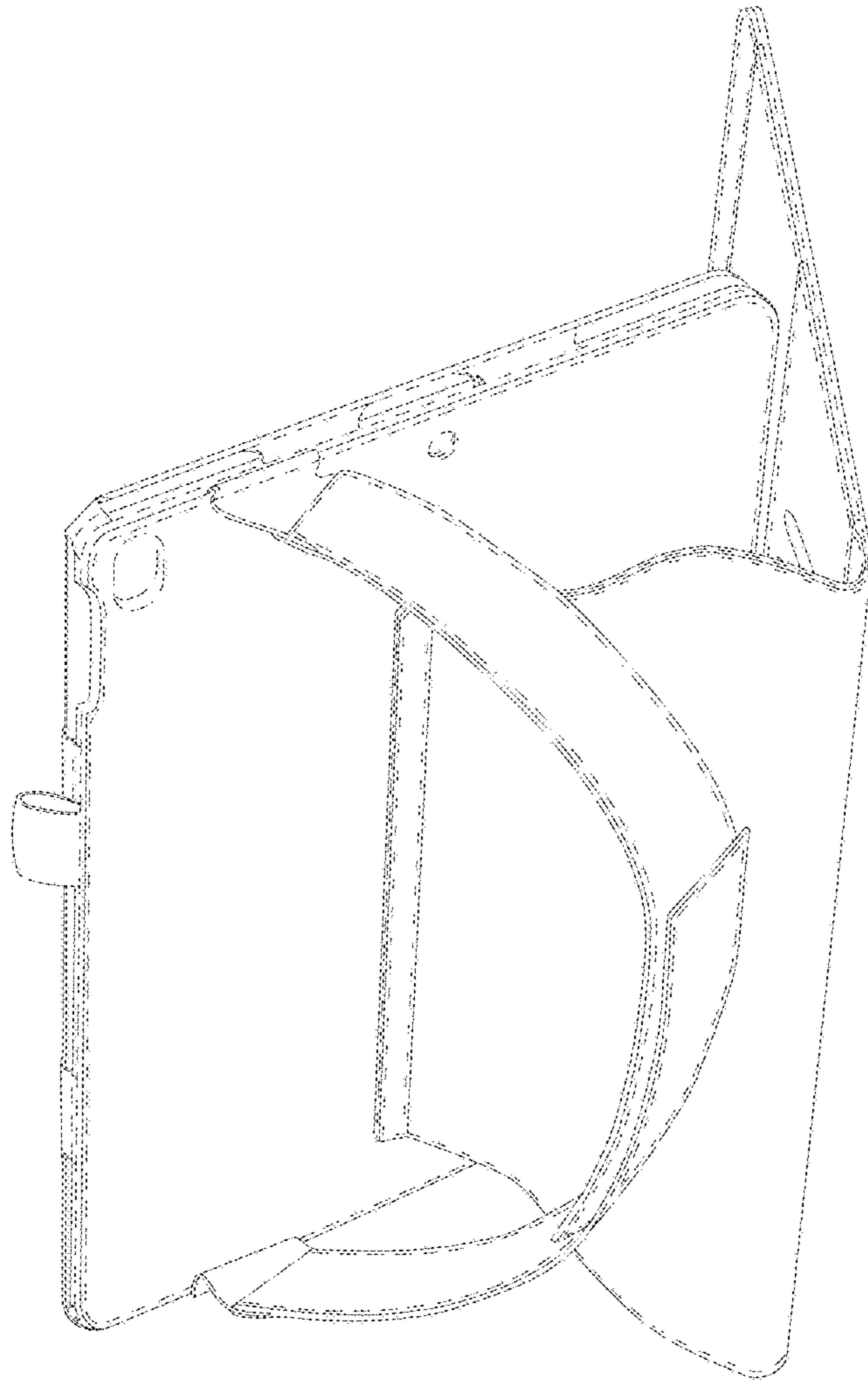


FIG. 16