

US00D846548S

(12) **United States Design Patent**
Wilson

(10) **Patent No.:** **US D846,548 S**
(45) **Date of Patent:** **** Apr. 23, 2019**

(54) **HDMI CABLE HEAD**

(71) Applicant: **Jeffrey Overall**, Costa Mesa, CA (US)

(72) Inventor: **Tyler Wilson**, Ponca City, OK (US)

(73) Assignee: **Jeffrey Overall**, Fountain Valley, CA (US)

(**) Term: **15 Years**

(21) Appl. No.: **29/671,986**

(22) Filed: **Nov. 30, 2018**

(51) **LOC (11) Cl.** **14-02**

(52) **U.S. Cl.**
USPC **D14/433**

(58) **Field of Classification Search**

USPC D14/240, 242, 356, 358, 363, 365, 367,
D14/370, 432-437, 439, 498, 125, 366,
D14/168, 496; D13/147, 164, 123, 133,
D13/146, 110, 199, 103, 162, 159, 160,
D13/184; 361/683, 684, 686, 724, 735,
361/737, 752; D18/40

CPC H01R 25/006; H01R 27/02; H01R 31/005;
G06F 13/4022; G06F 13/382; G06F
1/1632; G06F 1/1684; G06F 1/20; G06F
1/1607

See application file for complete search history.

(56) **References Cited**

U.S. PATENT DOCUMENTS

D537,780 S	3/2007	Suckle	
D543,156 S	5/2007	Suckle	
D549,662 S	8/2007	Lee	
D553,568 S	10/2007	Lee	
D563,899 S *	3/2008	Goetz D13/154
D574,774 S	8/2008	Amidon	
D574,779 S	8/2008	Amidon	
D580,861 S	11/2008	Amidon	

D637,158 S	5/2011	Hu	
D637,159 S	5/2011	Hu	
D637,160 S	5/2011	Hu	
D644,181 S *	8/2011	Hu D13/147
D644,182 S *	8/2011	Hu D13/147
D644,611 S *	9/2011	Sasaki D13/147
D656,150 S	3/2012	Schlossstein	
D678,841 S	3/2013	Choi	
D679,249 S	4/2013	Choi	
D679,718 S	4/2013	Benois	
D680,076 S	4/2013	McManigal	
D682,835 S	5/2013	Daniel	
D699,686 S *	2/2014	Chen D13/154
D713,795 S *	9/2014	Yang D13/147
D714,728 S	10/2014	Gentil	
D729,806 S *	5/2015	Park D14/433
D730,903 S *	6/2015	Langhammer D14/433
D741,865 S *	10/2015	Sundermeyer D14/433
D743,965 S *	11/2015	Laffon de Mazieres D13/154
D753,662 S *	4/2016	Arrington D14/433
D760,720 S *	7/2016	Laffon de Mazieres D14/433
D779,492 S *	2/2017	Lin D14/433
D782,482 S *	3/2017	Patel D14/433
D782,483 S *	3/2017	Patel D14/433

(Continued)

Primary Examiner — Austin Murphy

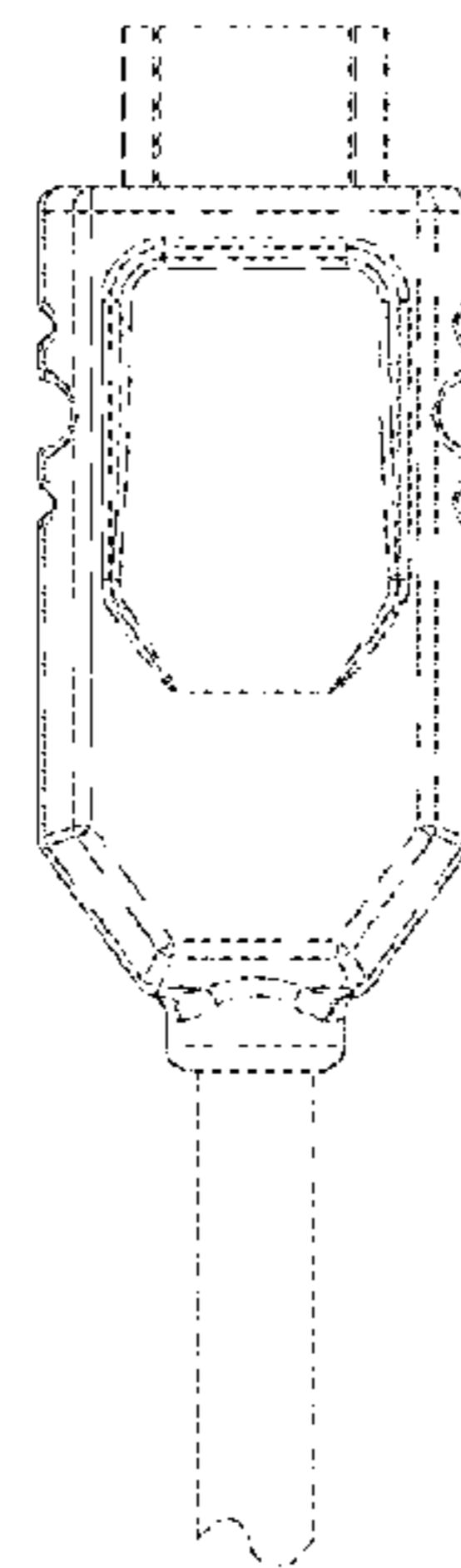
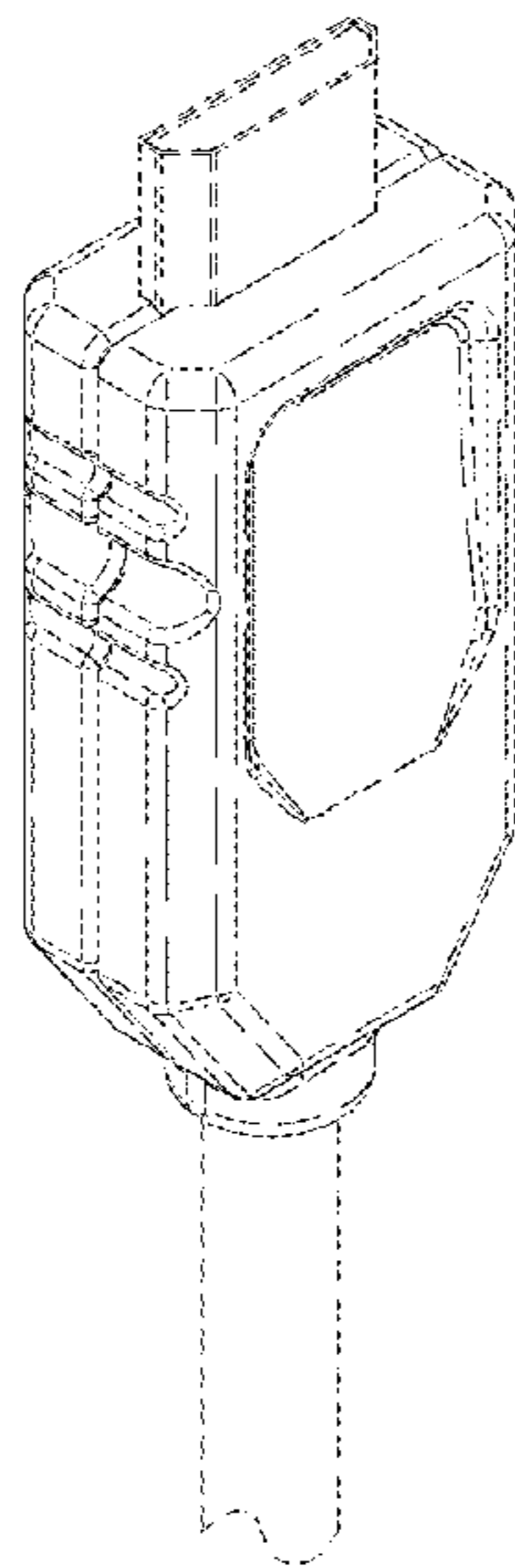
(57) **CLAIM**

The ornamental design for a HDMI cable head, as shown and described.

DESCRIPTION

FIG. 1 is a top left perspective view of the HDMI cable head; FIG. 2 is a front view thereof; FIG. 3 is a back view thereof; FIG. 4 is a left side view thereof; FIG. 5 is a right side view thereof; FIG. 6 is a top view thereof; and, FIG. 7 is a bottom view thereof. Dashed lines do not form a part of the claimed subject matter.

1 Claim, 3 Drawing Sheets



(56)

References Cited

U.S. PATENT DOCUMENTS

D795,816 S	8/2017	He	
D800,731 S *	10/2017	He	D14/433
D810,748 S *	2/2018	Zhang	D14/433
D810,749 S *	2/2018	Zhang	D14/433
D820,217 S	6/2018	Li	
D824,388 S *	7/2018	Fawcett	D14/433
D824,909 S *	8/2018	Namala	D14/433
D832,263 S *	10/2018	Chen	D14/433
2013/0084760 A1 *	4/2013	Siahaan	H01R 13/03 439/887
2013/0090020 A1 *	4/2013	Zhang	H01R 24/62 439/660

* cited by examiner

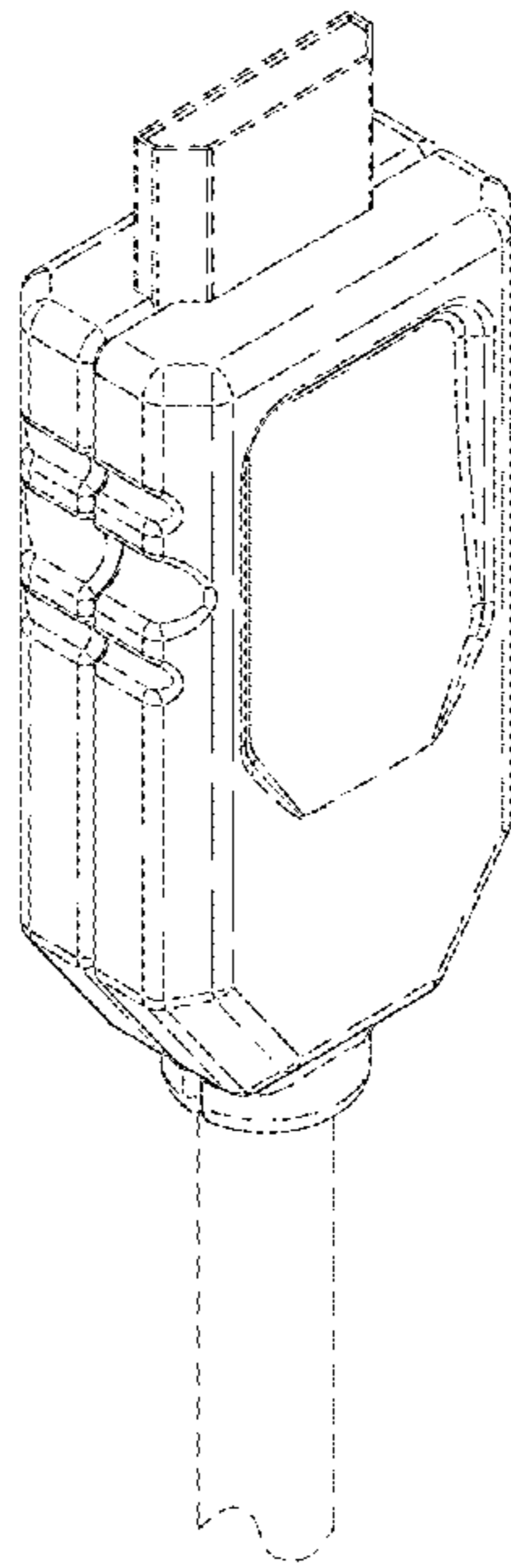


FIG. 1

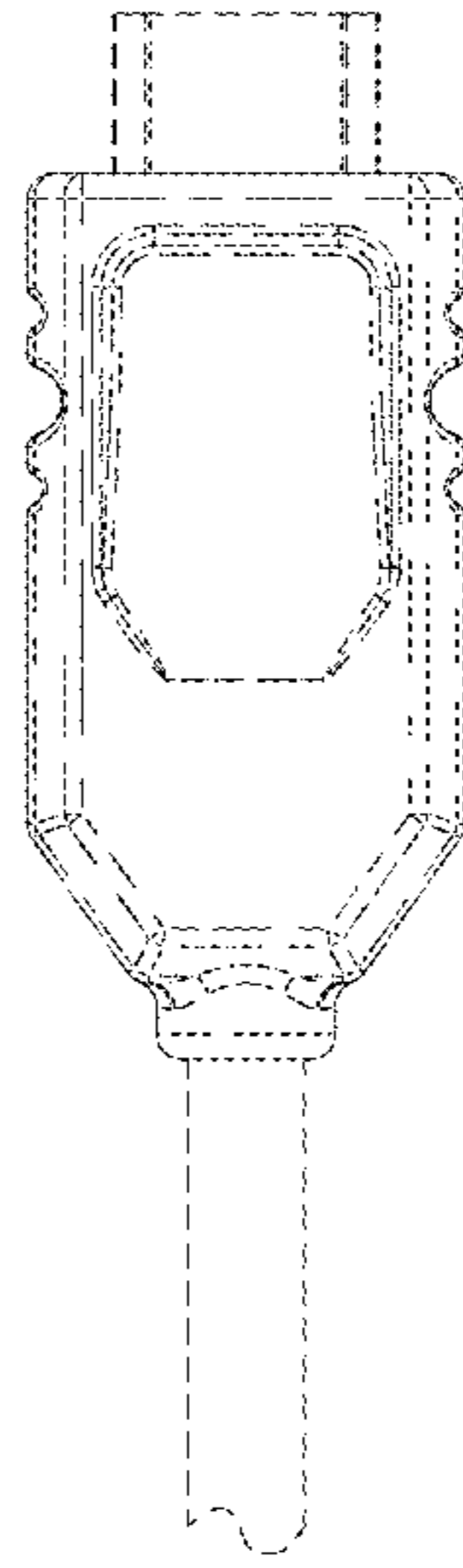


FIG. 2

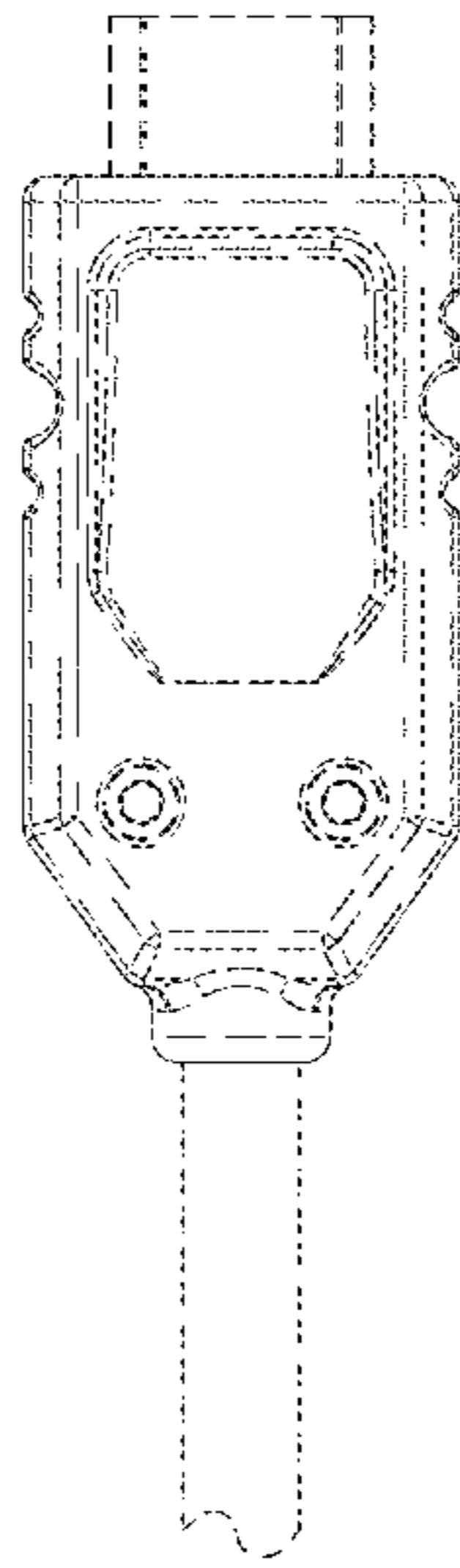


FIG. 3

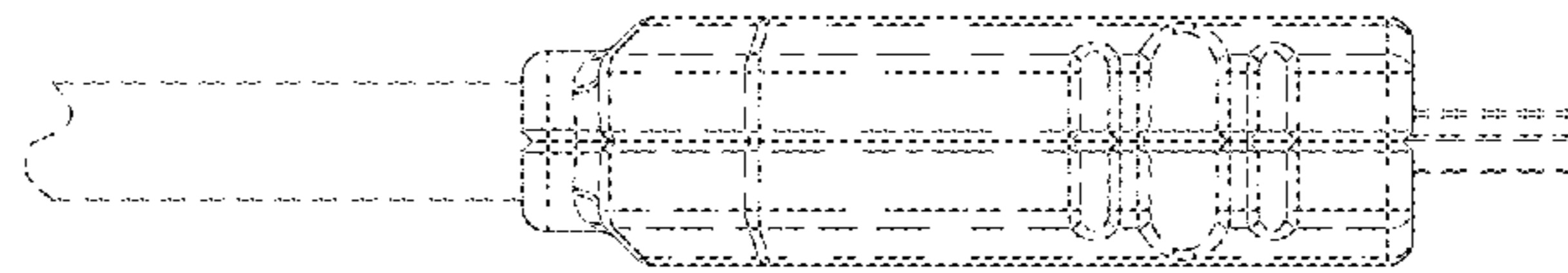


FIG. 4




FIG. 5

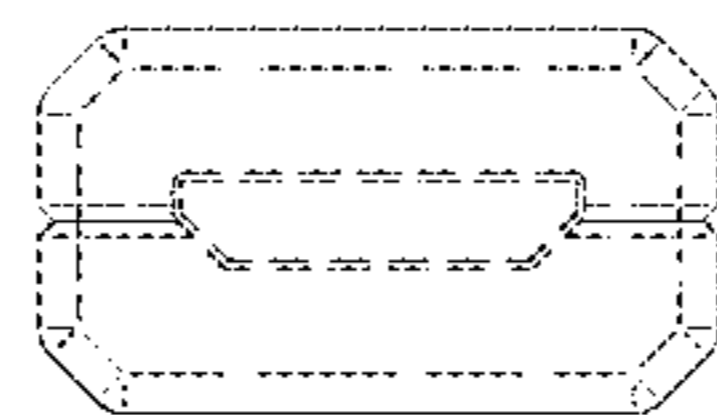


FIG. 6

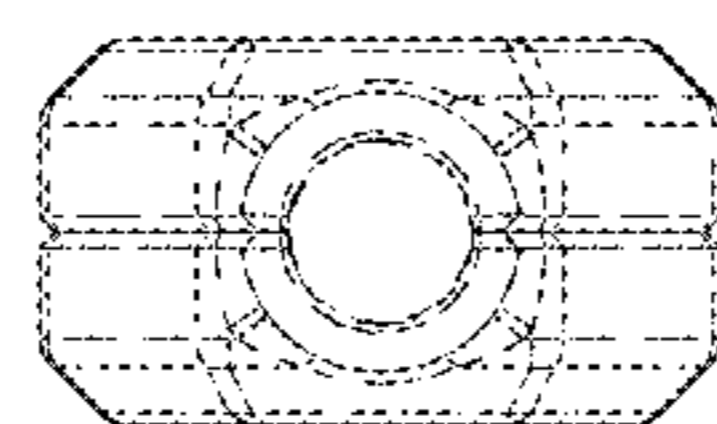


FIG. 7