



US00D846535S

(12) **United States Design Patent**
Gosalia

(10) **Patent No.:** **US D846,535 S**

(45) **Date of Patent:** **** Apr. 23, 2019**

(54) **ANTENNA**

(71) Applicant: **Airgain Incorporated**, San Diego, CA (US)

(72) Inventor: **Keyoor Gosalia**, Carlsbad, CA (US)

(73) Assignee: **Airgain Incorporated**, San Diego, CA (US)

(**) Term: **15 Years**

(21) Appl. No.: **29/595,155**

(22) Filed: **Feb. 25, 2017**

(51) **LOC (11) Cl.** **14-03**

(52) **U.S. Cl.**
USPC **D14/230**

(58) **Field of Classification Search**
USPC D14/137, 138 R, 138 AA, 148, 155, 167,
D14/168, 230-238, 240, 242, 265, 299,
D14/343, 358, 204, 214, 218, 221, 509,
D14/203.6, 216, 238.1

CPC H01Q 7/00; H01Q 13/10; H01Q 9/285;
H01Q 19/30; H01Q 19/12; H01Q 1/38;
H01Q 1/36; H01Q 1/0475; H01Q 1/034;
H05K 11/00; G05D 1/0234

See application file for complete search history.

(56) **References Cited**

U.S. PATENT DOCUMENTS

7,061,437 B2 6/2006 Lin et al.
7,148,849 B2 12/2006 Lin
7,215,296 B2 5/2007 Abramov et al.
D546,821 S 7/2007 Oliver

(Continued)

OTHER PUBLICATIONS

Embedded Stamped Metal PIFA Antenna, online, no post date,
<URL: <http://www.globalsources.com/gsol1/WLAN-antenna/p/sm/1120446412.htm#1120446412> >, retrieved Sep. 15, 2018.*

Primary Examiner — Jeffrey D Asch
Assistant Examiner — Rebekah A Caruso

(74) *Attorney, Agent, or Firm* — Clause Eight IPS;
Michael Catania

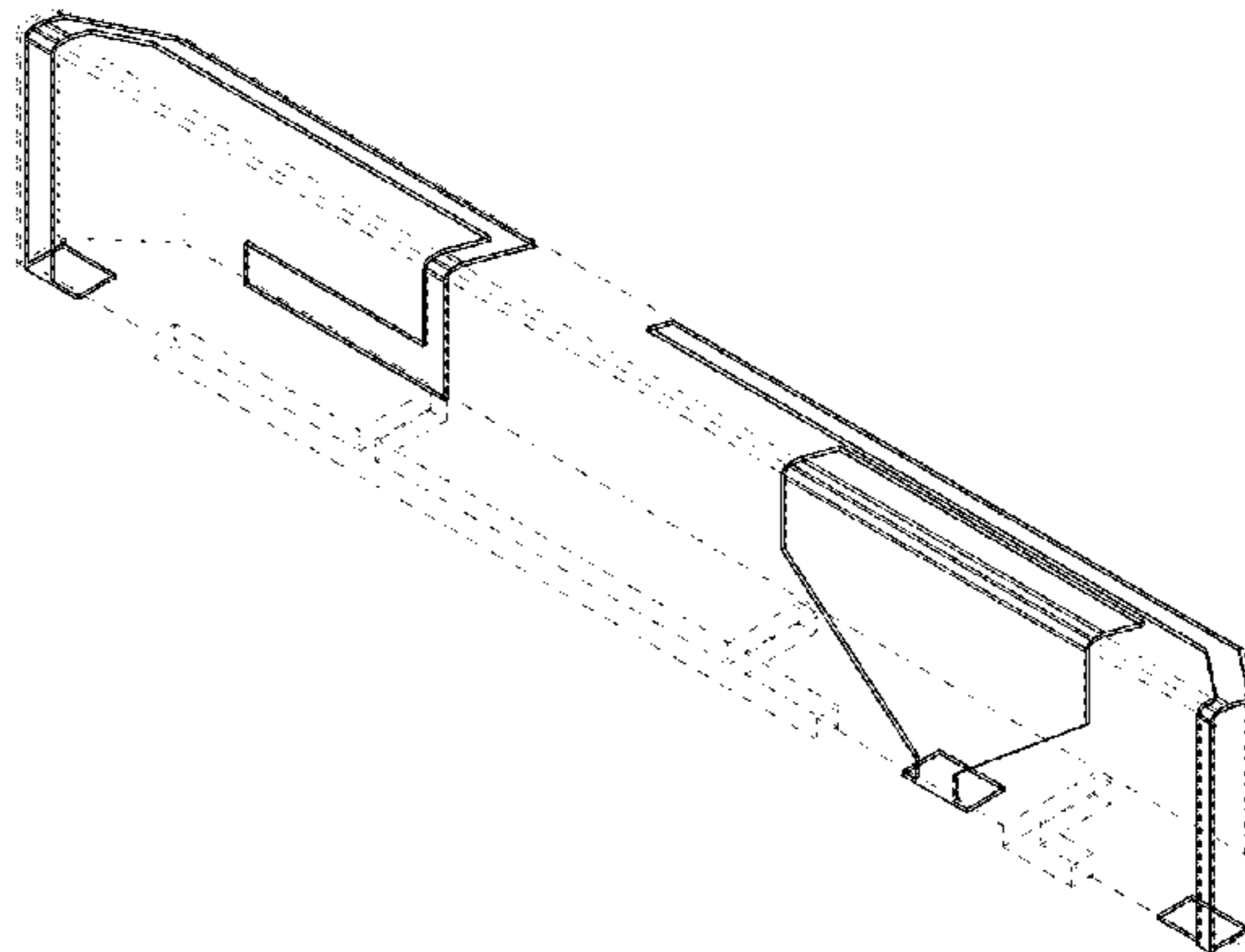
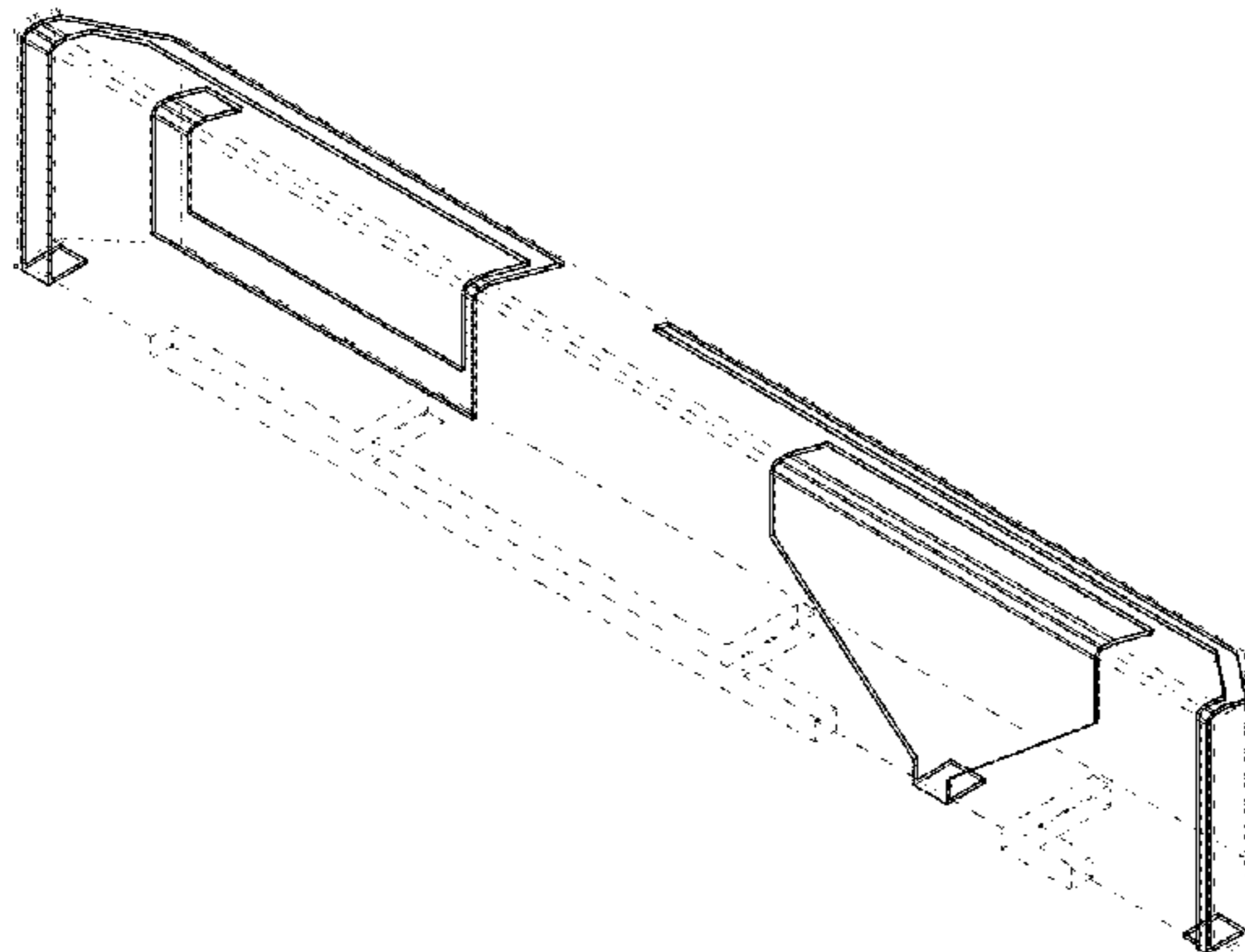
(57) **CLAIM**

The ornamental design for an antenna, as shown and described.

DESCRIPTION

FIG. 1 is a front elevation view of a first embodiment of an antenna with a base in broken lines; FIG. 2 is a side elevation view thereof; FIG. 3 is a rear elevation thereof; FIG. 4 is a bottom plan view thereof; FIG. 5 is a top plan view thereof; FIG. 6 is a top perspective view thereof; FIG. 7 is a front elevation view of a second embodiment of an antenna with a base in broken lines; FIG. 8 is a side elevation view thereof; FIG. 9 is a rear elevation thereof; FIG. 10 is a bottom plan view thereof; FIG. 11 is a top plan view thereof; FIG. 12 is a top perspective view thereof; FIG. 13 is a front elevation view of a third embodiment of an antenna with a base in broken lines; FIG. 14 is a side elevation view thereof; FIG. 15 is a rear elevation thereof; FIG. 16 is a bottom plan view thereof; FIG. 17 is a top plan view thereof; FIG. 18 is a top perspective view thereof; FIG. 19 is a front elevation view of a fourth embodiment of an antenna with a base in broken lines; FIG. 20 is a side elevation view thereof; FIG. 21 is a rear elevation thereof; FIG. 22 is a bottom plan view thereof; FIG. 23 is a top plan view thereof; and, FIG. 24 is a top perspective view thereof. The broken lines are for illustration purposes only and form no part of the claimed invention.

1 Claim, 24 Drawing Sheets



(56)

References Cited

U.S. PATENT DOCUMENTS

D549,696 S 8/2007 Oshima et al.
 D555,154 S * 11/2007 Lin D14/230
 7,333,067 B2 2/2008 Hung et al.
 7,336,959 B2 2/2008 Khitrik et al.
 D573,589 S 7/2008 Montgomery et al.
 7,405,704 B1 8/2008 Lin et al.
 7,477,195 B2 1/2009 Vance
 D587,693 S * 3/2009 Ohshima D14/230
 D592,195 S 5/2009 Wu et al.
 7,570,215 B2 8/2009 Abramov et al.
 D599,334 S 9/2009 Chiang
 D603,851 S * 11/2009 Montgomery D14/230
 D606,053 S 12/2009 Wu et al.
 D607,442 S 1/2010 Su et al.
 D608,769 S 1/2010 Bufe
 D612,368 S 3/2010 Yang et al.
 7,705,783 B2 4/2010 Rao et al.
 7,729,662 B2 6/2010 Abramov et al.
 D621,819 S 8/2010 Tsai et al.
 7,843,390 B2 11/2010 Liu
 D633,483 S 3/2011 Su et al.
 D635,127 S 3/2011 Tsai et al.
 7,907,971 B2 3/2011 Salo et al.
 D635,560 S 4/2011 Tsai et al.
 D635,963 S 4/2011 Podduturi
 D635,964 S 4/2011 Podduturi
 D635,965 S 4/2011 Mi et al.
 D636,382 S 4/2011 Podduturi
 7,965,242 B2 6/2011 Abramov et al.
 D649,962 S 12/2011 Tseng et al.
 D651,198 S 12/2011 Mi et al.
 D654,059 S 2/2012 Mi et al.
 D654,060 S 2/2012 Ko et al.
 D658,639 S 5/2012 Huang et al.
 D659,129 S 5/2012 Mi et al.
 D659,685 S 5/2012 Huang et al.
 D659,688 S 5/2012 Huang et al.
 8,175,036 B2 5/2012 Visuri et al.
 8,184,601 B2 5/2012 Abramov et al.
 D662,916 S 7/2012 Huang et al.
 8,248,970 B2 8/2012 Abramov et al.
 D671,097 S 11/2012 Mi et al.
 8,310,402 B2 11/2012 Yang
 D676,429 S 2/2013 Gosalia et al.
 D678,255 S 3/2013 Ko et al.
 8,423,084 B2 4/2013 Abramov et al.
 D684,565 S 6/2013 Wei
 D685,352 S 7/2013 Wei
 D685,772 S 7/2013 Zheng et al.
 D686,600 S 7/2013 Yang
 D689,474 S 9/2013 Yang et al.
 D692,870 S 11/2013 He

D694,738 S 12/2013 Yang
 D695,279 S 12/2013 Yang et al.
 D695,280 S 12/2013 Yang et al.
 8,654,030 B1 2/2014 Mercer
 D703,195 S 4/2014 Zheng
 D703,196 S 4/2014 Zheng
 D706,247 S 6/2014 Zheng et al.
 D706,750 S 6/2014 Bringuir
 D706,751 S 6/2014 Chang et al.
 D708,602 S 7/2014 Gosalia et al.
 D709,053 S 7/2014 Chang et al.
 D710,832 S 8/2014 Yang
 D710,833 S 8/2014 Zheng et al.
 8,854,265 B1 10/2014 Yang et al.
 D716,775 S 11/2014 Bidermann
 9,337,532 B2 * 5/2016 Vanjani H01Q 1/243
 D765,062 S * 8/2016 Zheng D14/230
 9,432,070 B2 8/2016 Mercer
 D768,116 S * 10/2016 Zheng D14/230
 D778,882 S * 2/2017 Zheng D14/230
 D792,381 S * 7/2017 He D14/230
 D792,870 S * 7/2017 Zheng D14/230
 D792,871 S * 7/2017 Zheng D14/230
 D795,848 S * 8/2017 Zheng D14/230
 D801,957 S * 11/2017 He D14/230
 D807,864 S * 1/2018 He D14/230
 9,912,043 B1 * 3/2018 Yang H01Q 1/246
 D819,610 S * 6/2018 Zheng D14/230
 2002/0003499 A1 1/2002 Kouam et al.
 2004/0222936 A1 11/2004 Hung et al.
 2005/0073462 A1 4/2005 Lin et al.
 2005/0190108 A1 9/2005 Lin et al.
 2006/0208900 A1 9/2006 Tavassoli Hozouri
 2007/0030203 A1 2/2007 Tsai et al.
 2008/0150829 A1 6/2008 Lin et al.
 2009/0002244 A1 1/2009 Woo
 2009/0058739 A1 3/2009 Konishi
 2009/0135072 A1 5/2009 Ke et al.
 2009/0262028 A1 10/2009 Murnbru et al.
 2010/0097272 A1 * 4/2010 Kim H01Q 1/243
 343/700 MS
 2010/0164821 A1 * 7/2010 Huang H01Q 9/0414
 343/767
 2010/0188297 A1 7/2010 Chen et al.
 2010/0309067 A1 12/2010 Tsou et al.
 2011/0006950 A1 1/2011 Park et al.
 2011/0043408 A1 * 2/2011 Shi H01Q 1/48
 343/700 MS
 2011/0148716 A1 * 6/2011 Sotoma H01Q 1/243
 343/700 MS
 2012/0038514 A1 2/2012 Bang
 2012/0229348 A1 9/2012 Chiang
 2012/0242546 A1 9/2012 Hu et al.

* cited by examiner




FIG. 1




FIG. 2




FIG. 3

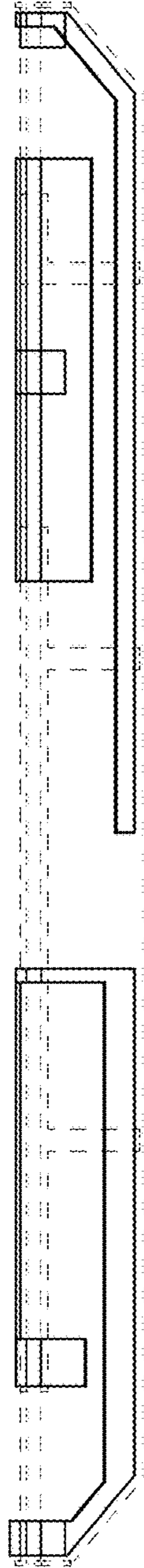


FIG. 4




FIG. 5

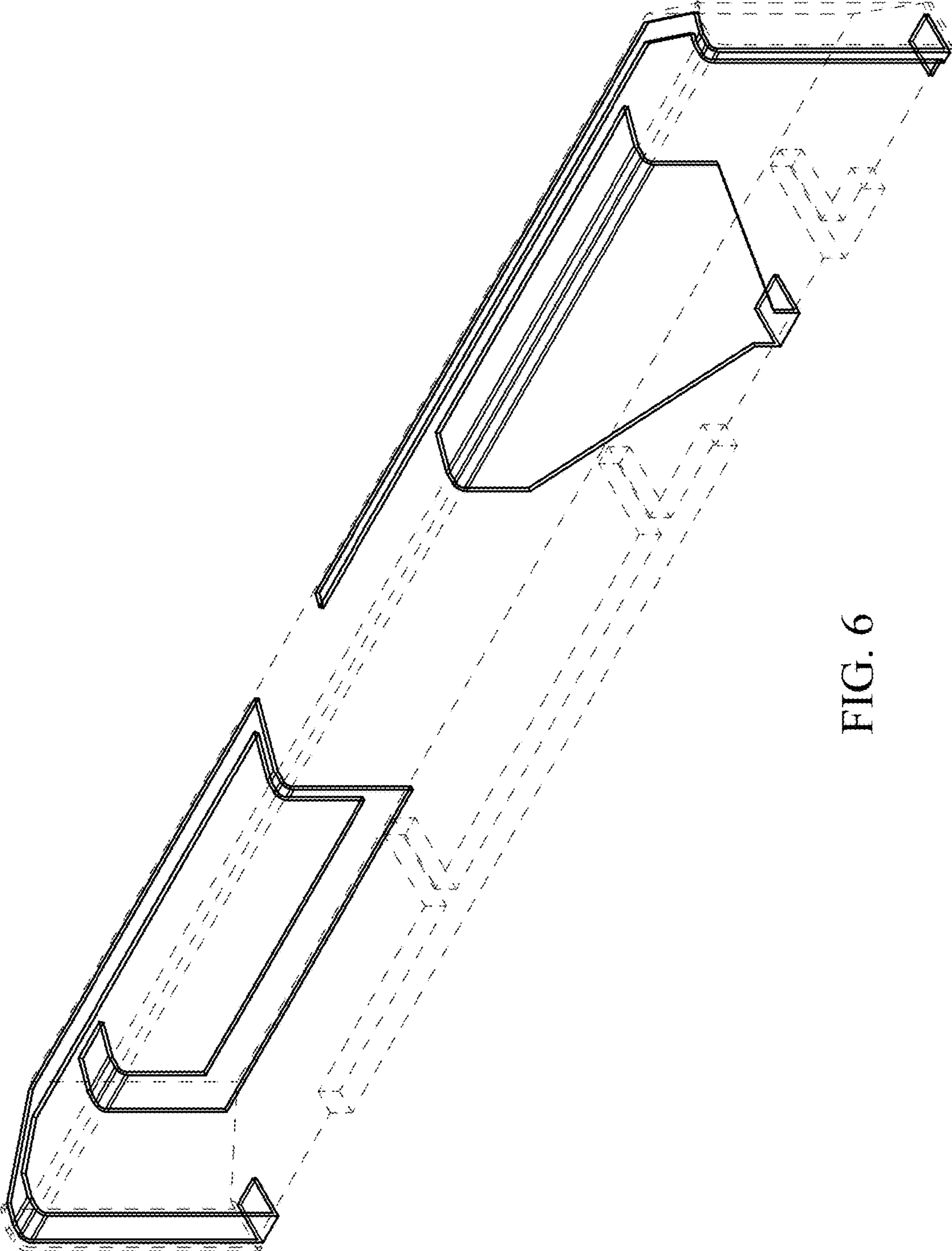


FIG. 6

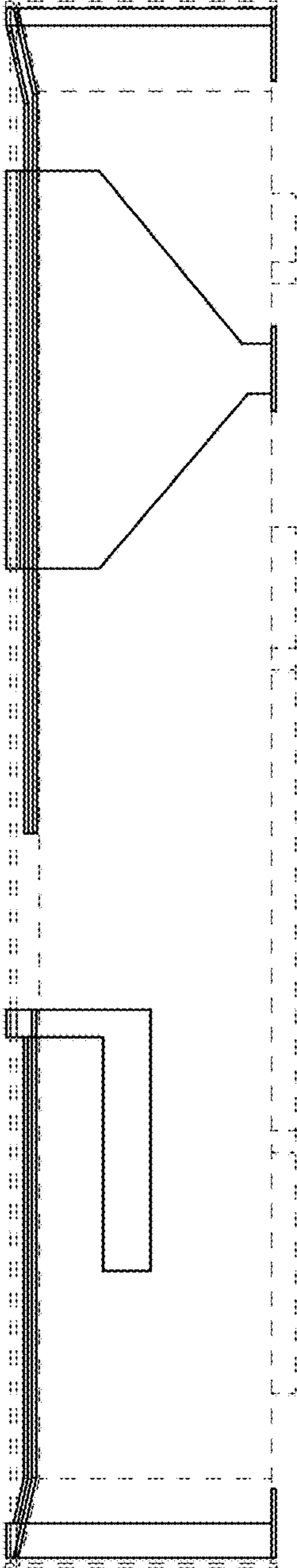


FIG. 7




FIG. 8




FIG. 9



FIG. 10



FIG. 11

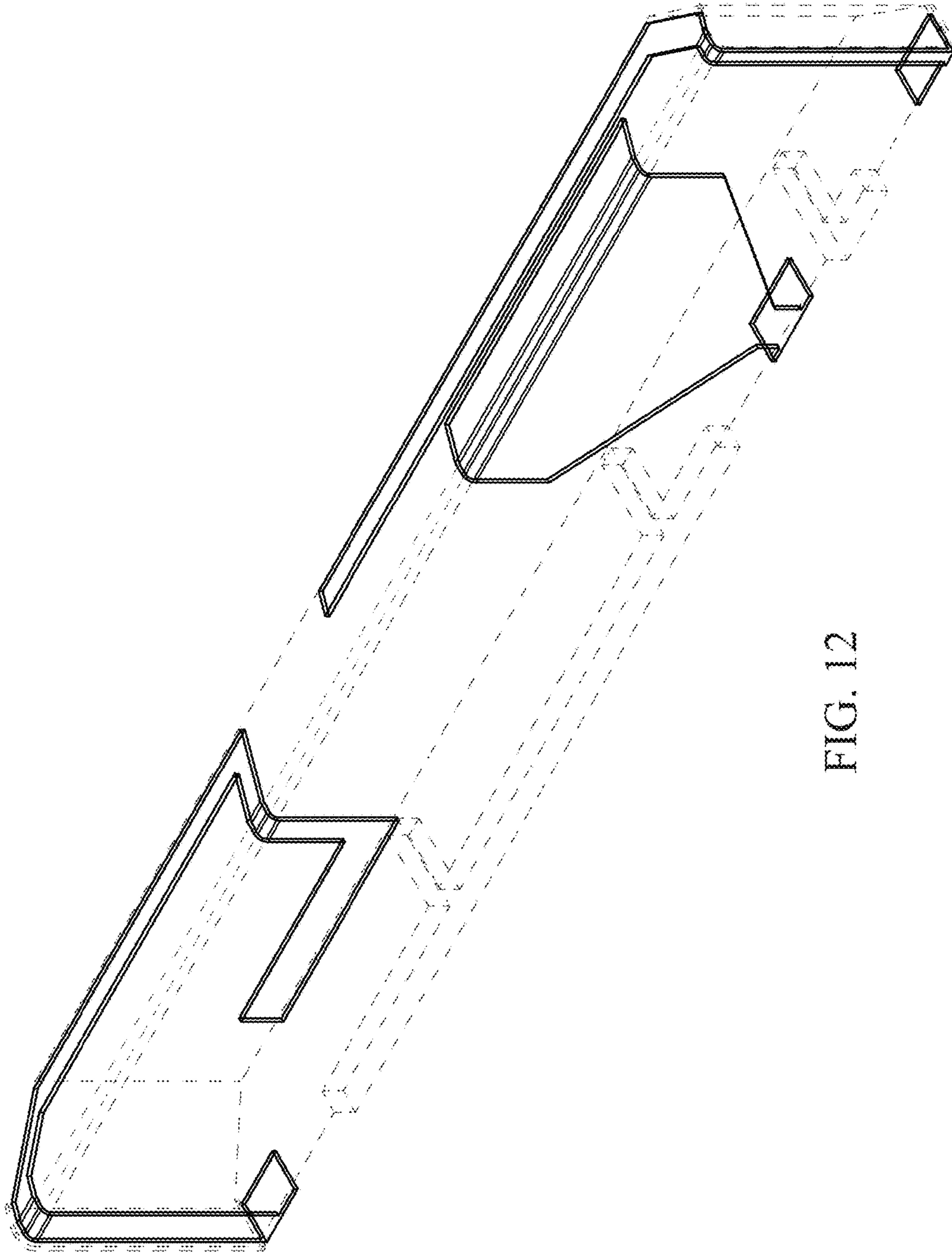


FIG. 12




FIG. 13




FIG. 14




FIG. 15

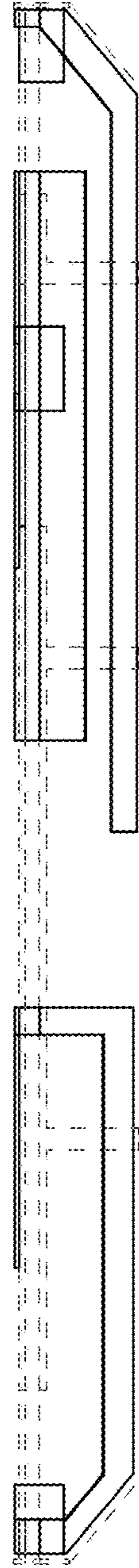


FIG. 16

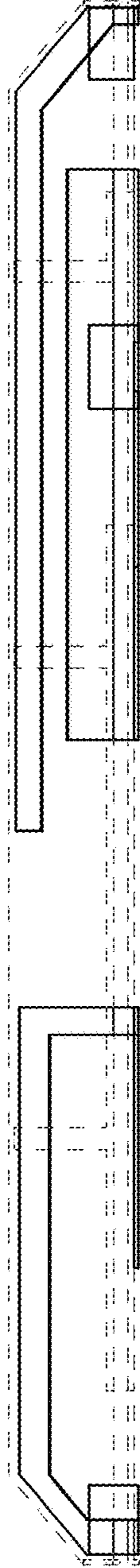


FIG. 17

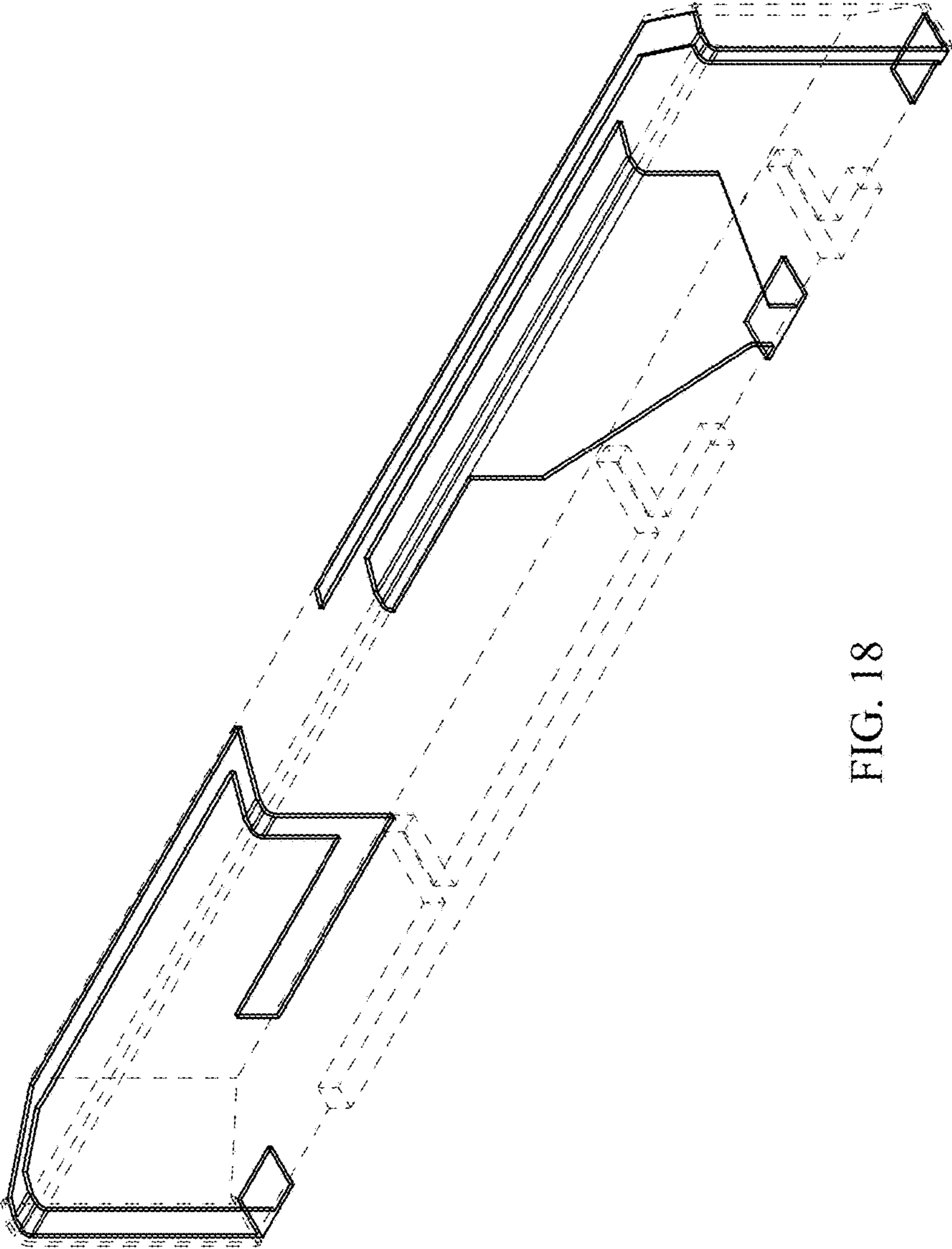


FIG. 18




FIG. 19




FIG. 20

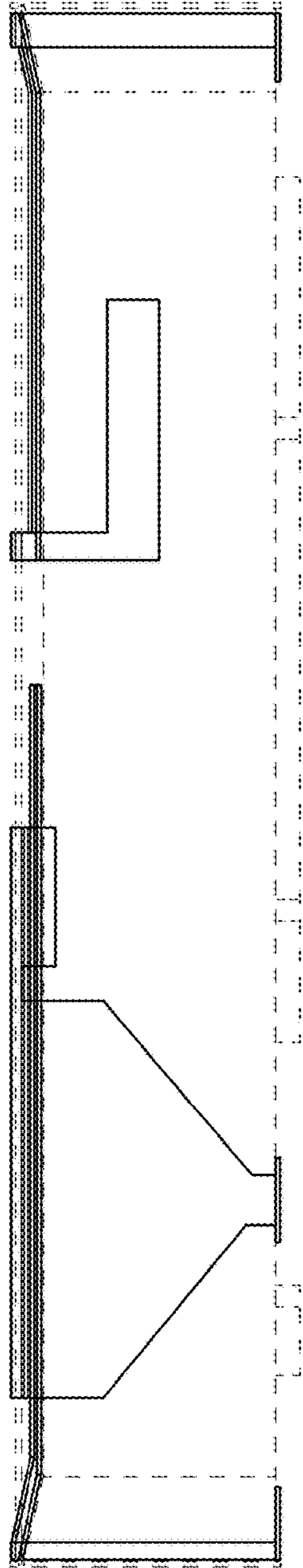


FIG. 21

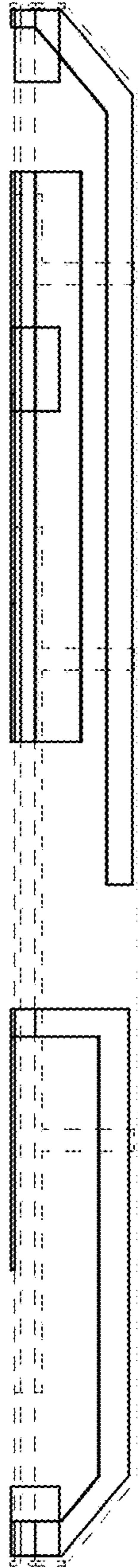


FIG. 22



FIG. 23

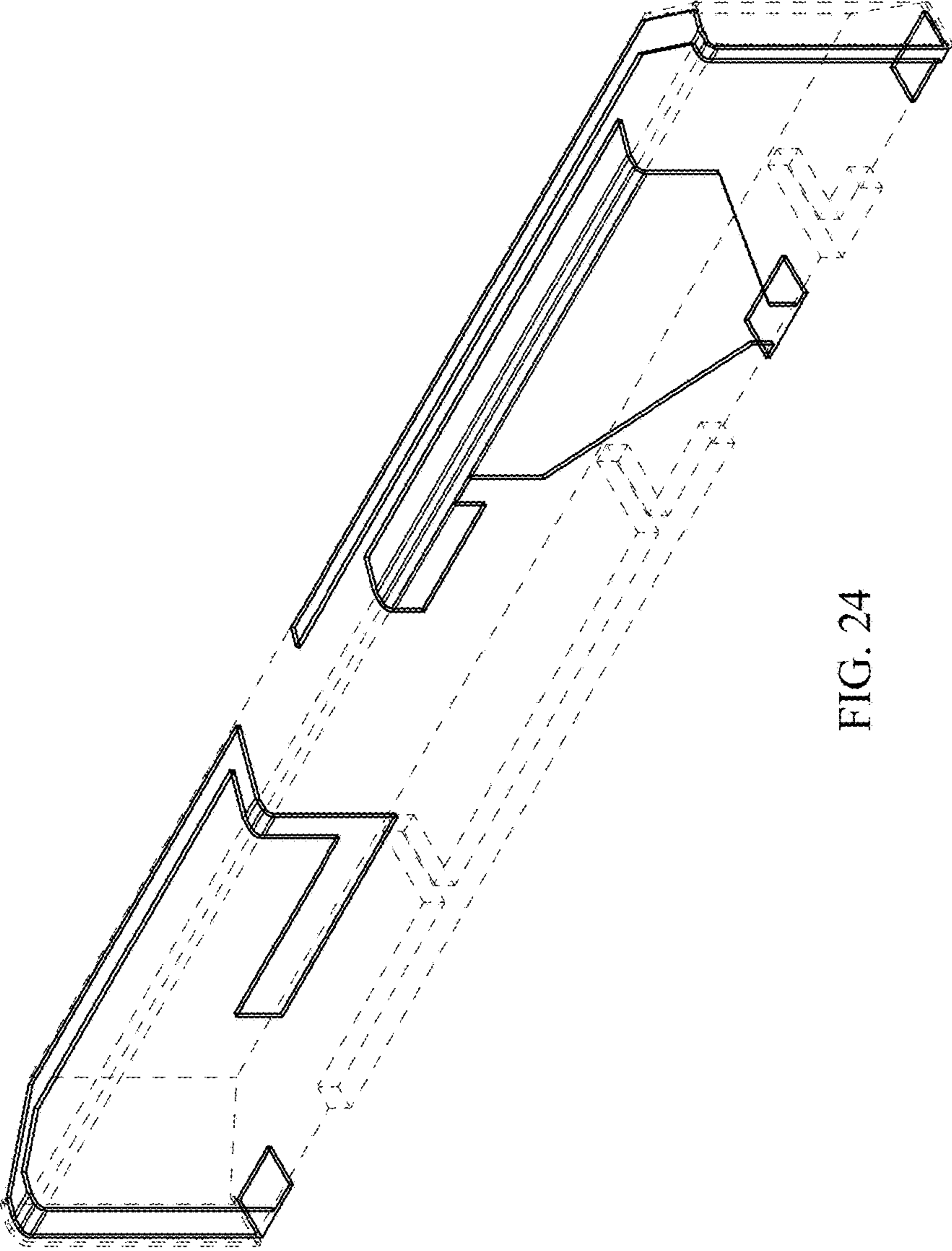


FIG. 24