



US00D846527S

(12) **United States Design Patent**
Lamb et al.

(10) **Patent No.:** **US D846,527 S**
(45) **Date of Patent:** **** Apr. 23, 2019**

(54) **CONTROL BLOCK**

(71) Applicant: **ROLI Ltd.**, London (GB)
(72) Inventors: **Roland Lamb**, London (GB);
Tien-sheng Huang, London (GB);
Rami Naayem, London (GB)
(73) Assignee: **ROLI Ltd.**, London (GB)

(**) Term: **15 Years**

(21) Appl. No.: **29/602,444**

(22) Filed: **May 1, 2017**

(30) **Foreign Application Priority Data**

Nov. 1, 2016 (EM) 003442938-0001
Nov. 1, 2016 (EM) 003442938-0002
Nov. 1, 2016 (EM) 003442938-0003

(51) **LOC (11) Cl.** **14-01**

(52) **U.S. Cl.**
USPC **D14/217**; D17/99; D13/164

(58) **Field of Classification Search**
USPC D13/164; D17/20, 99; D14/217
CPC .. G10H 1/0002; G10H 1/0008; G10H 1/0058;
G10H 1/02; G10H 1/32; G10H 1/34;
G10H 1/36; G10H 1/366; G10H 1/46;
G10H 3/146; G06F 3/0034; G06F 3/0414;
G06F 3/0487; G06F 3/0488
See application file for complete search history.

(56) **References Cited**

U.S. PATENT DOCUMENTS

D244,214 S * 5/1977 Ross D14/217
D244,215 S * 5/1977 Ross D14/217
D339,351 S * 9/1993 Matsuoka D14/217
D383,482 S * 9/1997 Katsumata D17/99
D387,798 S * 12/1997 Miura D14/217

D459,339 S 6/2002 Tong
D474,491 S * 5/2003 Kim D13/164
D518,086 S * 3/2006 Ito D17/99
D551,211 S * 9/2007 Keech D14/217
D596,626 S 7/2009 Andre et al.
D600,653 S * 9/2009 Lin D13/164
D601,583 S 10/2009 Andre et al.
D657,784 S 4/2012 Akana et al.
D660,834 S 5/2012 Akana et al.
8,324,494 B1 * 12/2012 Packouz G10H 1/0066
84/635
D678,218 S 3/2013 Sheen
D686,198 S 7/2013 Lewis et al.
D691,609 S 10/2013 Woodman et al.

(Continued)

OTHER PUBLICATIONS

Co-pending Design U.S. Appl. No. 29/602,439, filed May 1, 2017.
(Continued)

Primary Examiner — Selina Sikder
(74) *Attorney, Agent, or Firm* — Merchant & Gould P.C.

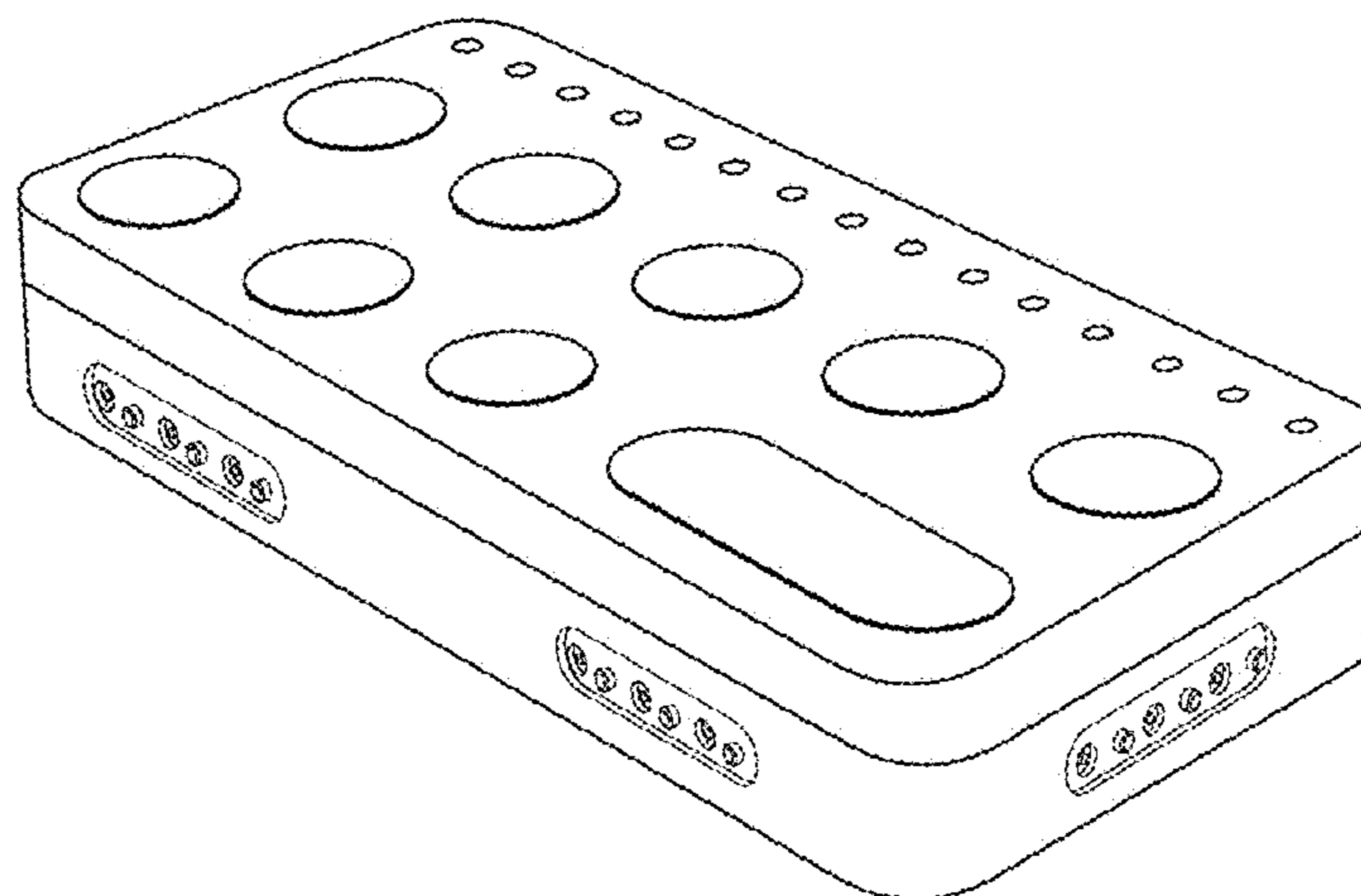
(57) **CLAIM**

The ornamental design for a control block, as shown and described.

DESCRIPTION

FIG. 1 is a top, front and right side perspective view of our design;
FIG. 2 is a top view of the embodiment of FIG. 1;
FIG. 3 is a bottom view of the representation shown in FIG. 2;
FIG. 4 is a front view of the embodiment of FIG. 1;
FIG. 5 is a rear view of the embodiment of FIG. 1;
FIG. 6 is a right side view of the embodiment of FIG. 1; and,
FIG. 7 is a left side view of the embodiment of FIG. 1.
The broken lines shown in the figures form no part of the claimed design.

1 Claim, 5 Drawing Sheets



(56)

References Cited

U.S. PATENT DOCUMENTS

8,609,973 B2 * 12/2013 D'Amours G10H 1/0083
84/626
D704,164 S * 5/2014 Green D14/217
D706,230 S * 6/2014 McMillen D13/164
D742,856 S 11/2015 Skjoldborg et al.
D751,426 S 3/2016 Edgar
D763,827 S * 8/2016 McMillen D14/217
D777,683 S 1/2017 Kashimoto
9,965,076 B2 * 5/2018 McMillen G06F 1/163
D827,611 S * 9/2018 Kuramoto D14/217
D829,691 S * 10/2018 Gill D14/217
2007/0241929 A1 10/2007 Marchetto
2013/0239787 A1 * 9/2013 McMillen G10H 1/02
84/643
2015/0078584 A1 * 3/2015 Moon G10H 1/46
381/104
2018/0074784 A1 * 3/2018 Tsukada H04Q 9/00

OTHER PUBLICATIONS

Dubspot, Electrix Tweaker-High Performance Midi Controller for Ableton Live, posted Mar. 27, 2013, [online], [site visited Oct. 29, 2018]. Available from Internet, <URL: <http://blog.dubspot.com/electrix-tweaker-high-performance-midi-controller-for-ableton-live-traktor/>> (Year: 2013).

Youtube, Gange Porta-trace Light Boxes, posted Mar. 10, 2010, [online], [site visited Oct. 29, 2018]. Available from Internet, URL: <https://www.youtube.com/watch?v=zwu4ue2APIO> (Year: 2010).

Office Action issued in co-pending U.S. Appl. No. 29/602,439, dated Nov. 14, 2018.

* cited by examiner

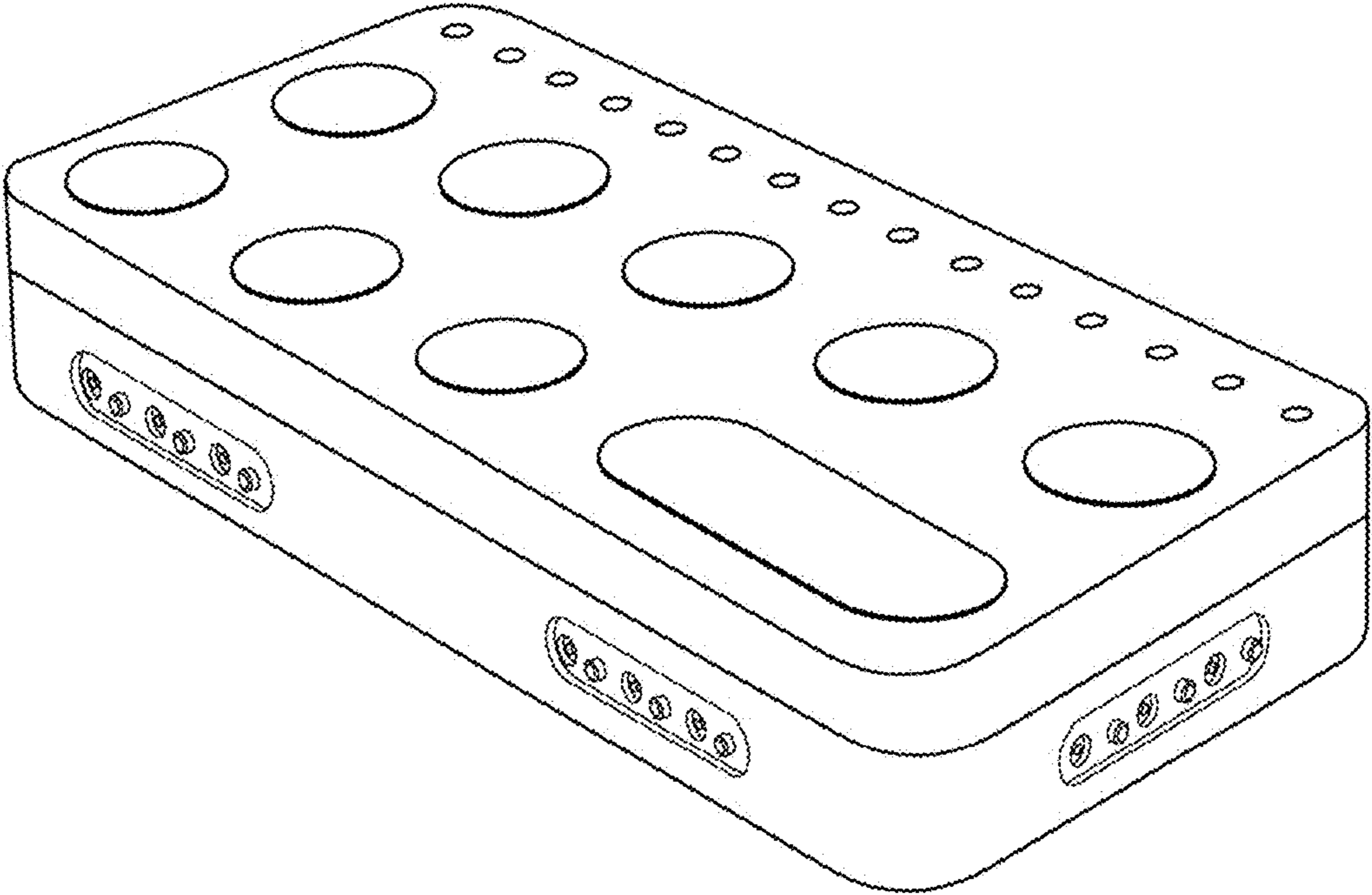


FIG. 1

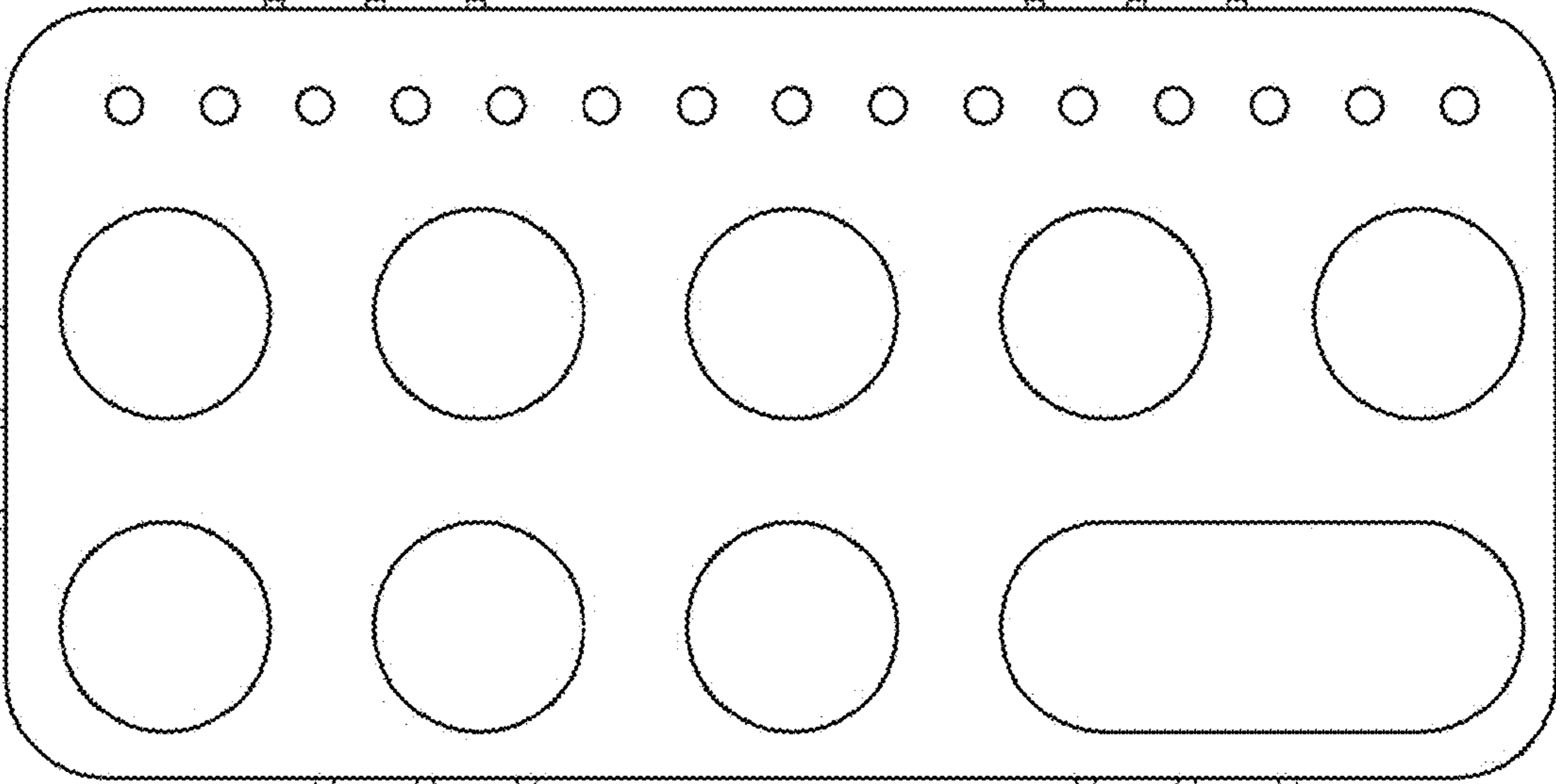


FIG. 2




FIG. 3

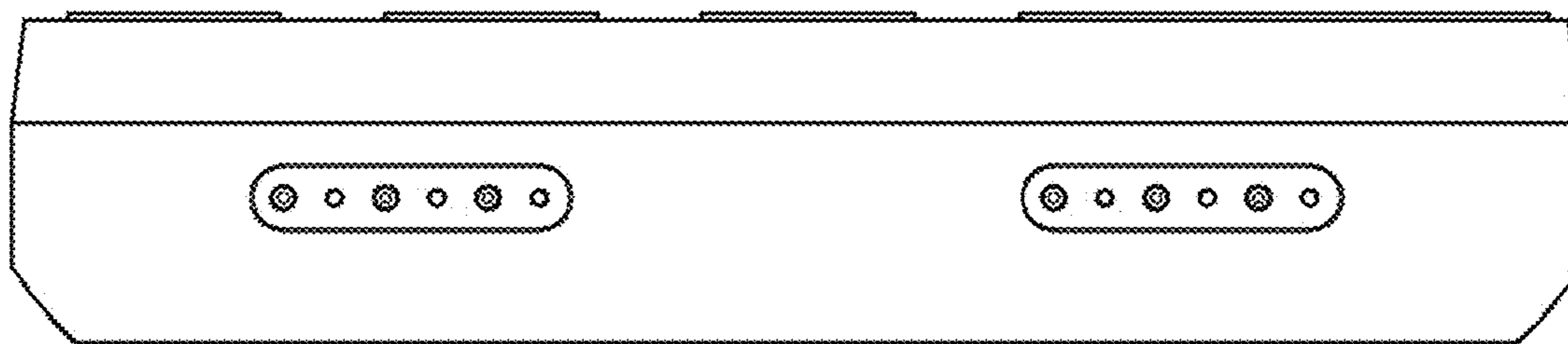


FIG. 4

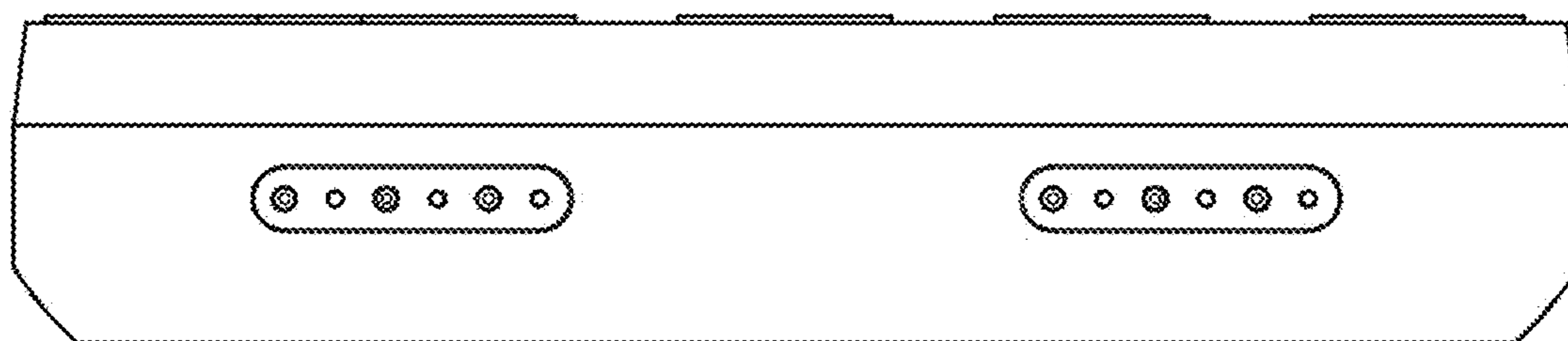


FIG. 5

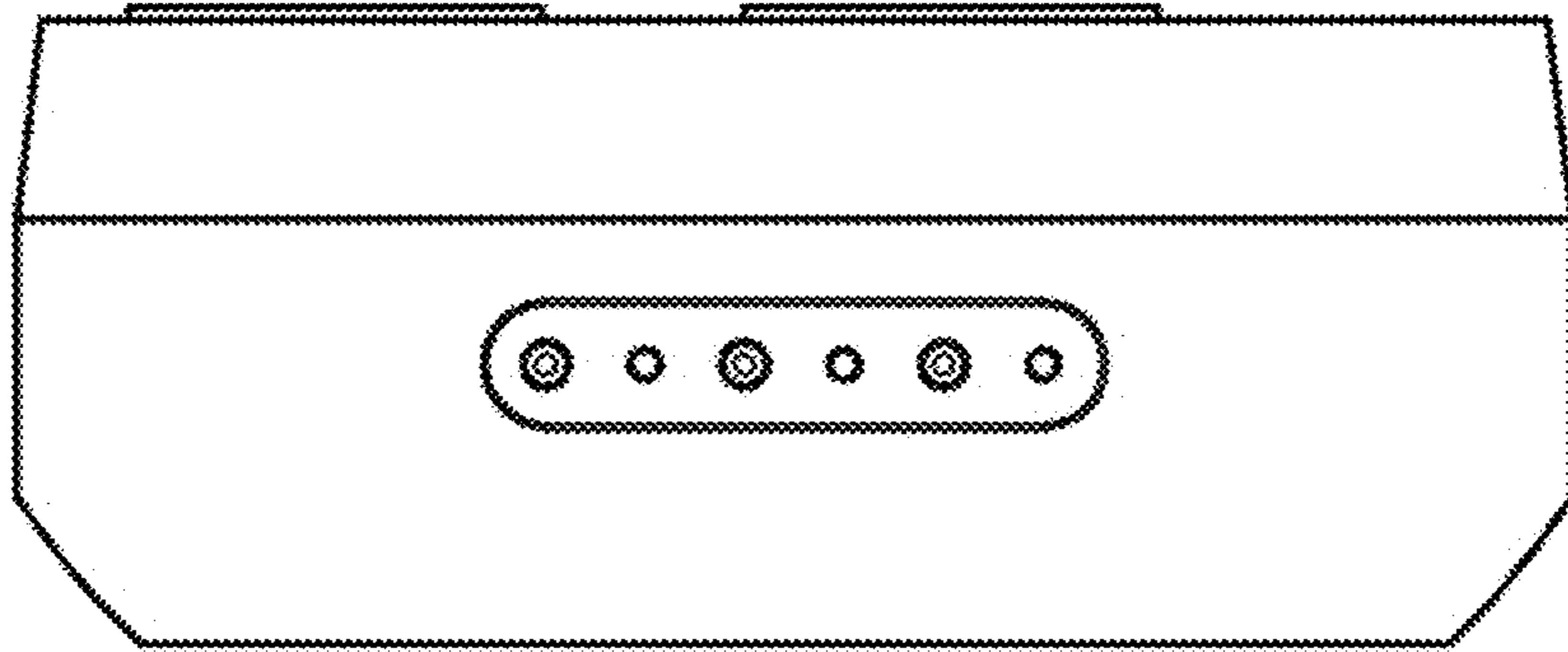


FIG. 6

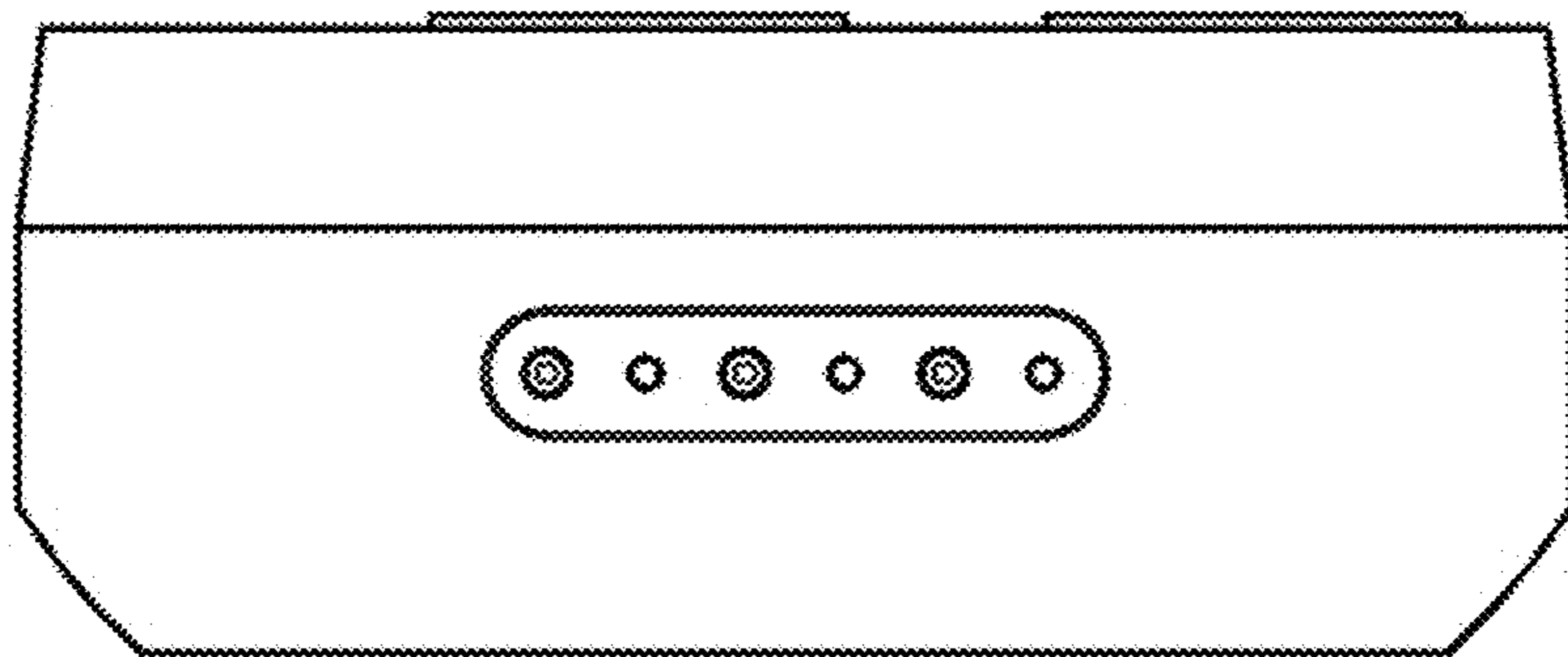


FIG. 7