



US00D846522S

(12) **United States Design Patent**  
**Lee et al.**

(10) **Patent No.:** **US D846,522 S**  
(45) **Date of Patent:** **\*\* Apr. 23, 2019**

(54) **ELECTRONIC DEVICE**

(71) Applicant: **Samsung Electronics Co., Ltd.**,  
Suwon-si (KR)

(72) Inventors: **Ji Young Lee**, Seoul (KR); **Hyok Su Choi**, Seoul (KR); **Hong Ku Yeo**,  
Seongnam-si (KR); **Min Hyouk Lee**,  
Seoul (KR)

(73) Assignee: **SAMSUNG ELECTRONICS CO., LTD.**,  
Suwon-si (KR)

(\*\*) Term: **15 Years**

(21) Appl. No.: **29/538,463**

(22) Filed: **Sep. 3, 2015**

**Related U.S. Application Data**

(63) Continuation of application No. 29/521,984, filed on  
Mar. 26, 2015, now Pat. No. Des. 784,279.

(30) **Foreign Application Priority Data**

Dec. 31, 2014 (KR) ..... 30-2014-0064579

(51) **LOC (11) Cl.** ..... **14-03**

(52) **U.S. Cl.**  
USPC ..... **D14/138 G; D14/138 AA**

(58) **Field of Classification Search**  
USPC ..... D14/138 R, 138 AA, 138 AB, 138 AC,  
D14/138 AD, 138 G, 248, 341-347  
CPC ..... H04M 1/0202; H04M 1/0235; H04M  
1/0237; H04M 1/0239; H04M 2250/52  
See application file for complete search history.

(56) **References Cited**

**U.S. PATENT DOCUMENTS**

D618,463 S \* 6/2010 Nagase ..... D6/300  
D665,809 S \* 8/2012 Wang ..... D14/248

D693,789 S \* 11/2013 Ryu ..... D14/138 G  
D699,700 S \* 2/2014 Yoo ..... D14/138 G  
D701,192 S \* 3/2014 Park ..... D14/138 G  
D701,848 S \* 4/2014 Im ..... D14/138 G  
D701,851 S \* 4/2014 Bae ..... D14/138 G  
D713,812 S \* 9/2014 Hachiya ..... D14/138 G  
D725,065 S \* 3/2015 Chung ..... D14/138 G  
D726,673 S \* 4/2015 Lee ..... D14/138 G  
D726,674 S \* 4/2015 Lee ..... D14/138 G  
D739,368 S \* 9/2015 Lee ..... D14/138 G  
D742,347 S \* 11/2015 Kim ..... D14/138 G  
D743,366 S \* 11/2015 Ryu ..... D14/138 G  
D744,447 S \* 12/2015 Ryu ..... D14/138 G

(Continued)

*Primary Examiner* — Deanna L Pratt

(74) *Attorney, Agent, or Firm* — McAndrews Held &  
Malloy, Ltd.

(57) **CLAIM**


The ornamental design for an electronic device, as shown  
and described.

**DESCRIPTION**

FIG. 1 is a front perspective view of an electronic device  
showing our new design;  
FIG. 2 is a front elevation view thereof;  
FIG. 3 is a rear elevation view thereof;  
FIG. 4 is a left-side elevation view thereof;  
FIG. 5 is a right-side elevation view thereof;  
FIG. 6 is a top plan view thereof;  
FIG. 7 is a bottom plan view thereof; and,  
FIG. 8 is a rear perspective view thereof.

The broken lines in the figures show portions of the elec-  
tronic device which form no part of the claimed design.  
The portions of the electronic device shaded shading in the  
figures with stippling-type are the portions of the electronic  
device that form the claimed design. The stippling does not  
represent surface pattern or texture and is not itself a part of  
the claimed design.

**1 Claim, 6 Drawing Sheets**



(56)

References Cited

U.S. PATENT DOCUMENTS

D744,448 S	*	12/2015	Im	.....	D14/138 AA
D744,449 S	*	12/2015	Lee	.....	D14/138 G
D744,468 S	*	12/2015	Lee	.....	D14/248
D744,972 S	*	12/2015	Im	.....	D14/138 AA
D744,973 S	*	12/2015	Lee	.....	D14/138 G
D744,992 S	*	12/2015	Lee	.....	D14/248
D745,004 S	*	12/2015	Kim	.....	H04M 1/0268 D14/341
D746,245 S	*	12/2015	Ryu	.....	D14/138 G
D747,302 S	*	1/2016	Lee	.....	D14/248
D747,711 S	*	1/2016	Suk	.....	D14/138 R
D748,082 S	*	1/2016	Lee	.....	D14/248
D751,523 S	*	3/2016	Min	.....	D14/138 G
D753,623 S	*	4/2016	Park	.....	D14/138 G
D755,166 S	*	5/2016	Lee	.....	D14/248
D768,594 S	*	10/2016	Szeto	.....	D14/138 G
D783,561 S	*	4/2017	Lee	.....	D14/138 G
D783,562 S	*	4/2017	Lee	.....	D14/138 AA
D783,584 S	*	4/2017	Kim	.....	D14/248
D784,279 S	*	4/2017	Lee	.....	D14/138 G
D784,310 S	*	4/2017	Lee	.....	D14/248
D784,973 S	*	4/2017	Kim	.....	D14/248
D792,394 S	*	7/2017	Lee	.....	D14/341
D795,855 S	*	8/2017	Kim	.....	D14/248
D797,089 S	*	9/2017	Lee	.....	D14/248
D797,090 S	*	9/2017	Lee	.....	D14/248
D797,722 S	*	9/2017	Lee	.....	D14/341
D797,723 S	*	9/2017	Lee	.....	D14/341
D803,203 S	*	11/2017	Lee	.....	D14/248
D803,205 S	*	11/2017	Lee	.....	D14/248
D803,806 S	*	11/2017	Lee	.....	D14/138 G
D803,818 S	*	11/2017	Kim	.....	D14/248
D803,821 S	*	11/2017	Lee	.....	D14/248
D803,822 S	*	11/2017	Lee	.....	D14/248
D803,829 S	*	11/2017	Lee	.....	D14/341
D804,469 S	*	12/2017	Lee	.....	D14/341
D828,344 S	*	9/2018	Lee	.....	D14/248
D829,681 S	*	10/2018	Han	.....	D14/138 AB
D829,682 S	*	10/2018	Han	.....	D14/138 AB
D831,016 S	*	10/2018	Choe	.....	D14/248
D832,230 S	*	10/2018	Lee	.....	D14/138 AA
D833,406 S	*	11/2018	Kim	.....	D14/138 G
D833,407 S	*	11/2018	Kim	.....	D14/138 G
2013/0300697	A1*	11/2013	Kim	.....	G06F 1/1626 345/173
2015/0031417	A1*	1/2015	Lee	.....	H04M 1/72519 455/566
2016/0234362	A1*	8/2016	Moon	.....	H04M 1/0202
2016/0253039	A1*	9/2016	Heo	.....	G06F 3/0412 345/173
2016/0313763	A1*	10/2016	Ahn	.....	B32B 37/14
2017/0063421	A1*	3/2017	Moon	.....	H04B 1/3888

\* cited by examiner

FIG. 1

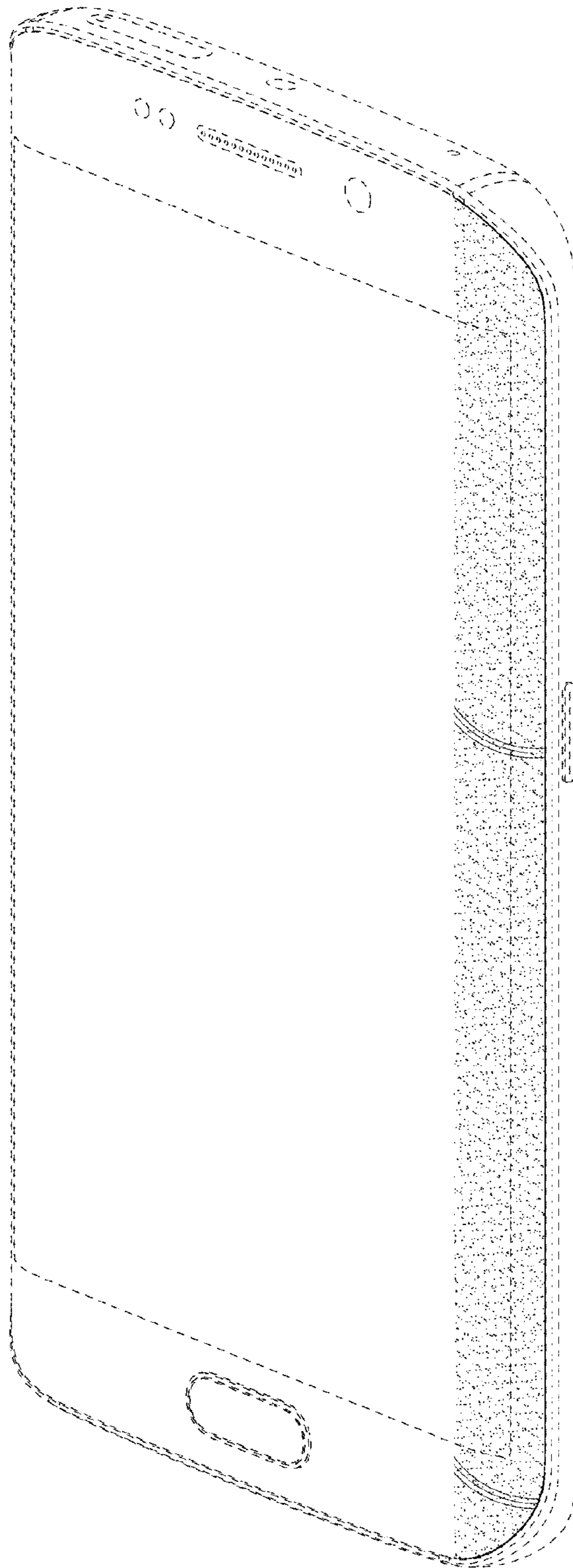


FIG. 2




FIG. 3




FIG. 4




FIG. 5




FIG. 6

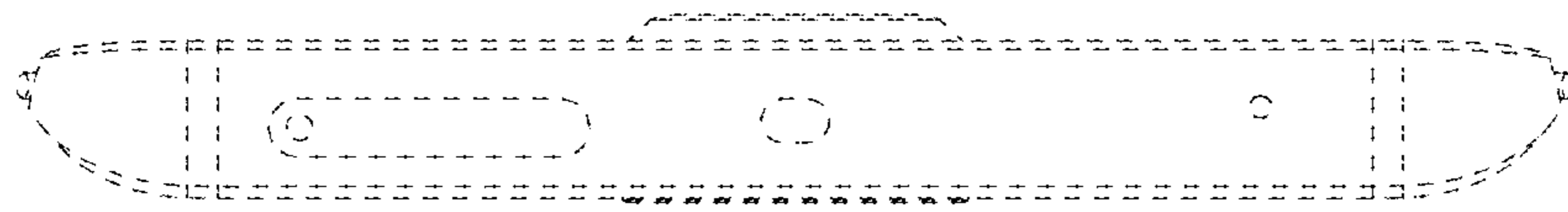


FIG. 7

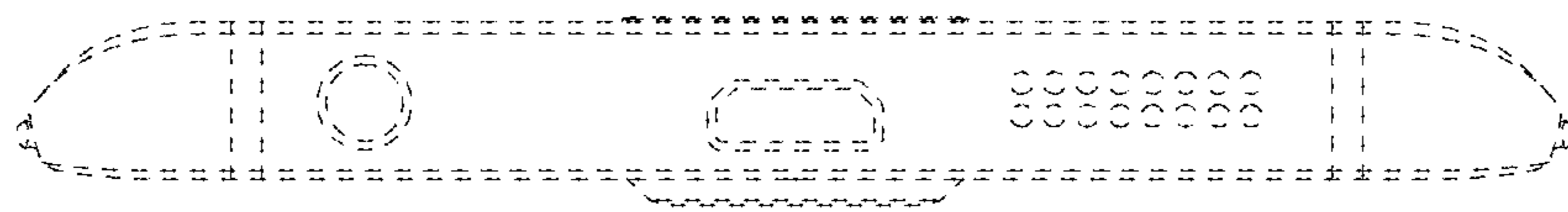


FIG. 8

