



US00D846515S

(12) **United States Design Patent** (10) **Patent No.:** **US D846,515 S**
Hammarstedt et al. (45) **Date of Patent:** **** Apr. 23, 2019**

(54) **ENCLOSURE FOR AN ELECTRONIC DEVICE**

- (71) Applicant: **ARRIS Enterprises LLC**, Suwanee, GA (US)
- (72) Inventors: **Jorgen Hammarstedt**, Linkoping (SE); **Christel Winell**, Linkoping (SE); **Christer Akesson**, Linkoping (SE); **Urban Axelsson**, Sturefors (SE); **Carl Magnus Carlsson**, Linkoping (SE); **Sebastian Harring**, Linkoping (SE); **Frida Andersson**, Linkoping (SE)
- (73) Assignee: **ARRIS Enterprises LLC**, Suwanee, GA (US)
- (**) Term: **15 Years**
- (21) Appl. No.: **29/620,773**
- (22) Filed: **Nov. 2, 2016**

Related U.S. Application Data

- (62) Division of application No. 29/502,023, filed on Sep. 10, 2014, now Pat. No. Des. 774,009.
- (51) **LOC (11) Cl.** **14-03**
- (52) **U.S. Cl.**
USPC **D14/125**
- (58) **Field of Classification Search**
USPC D14/125, 357-358, 496, 188, 242, 432;
D13/184; 348/10, 460, 706, 731;
340/825.03; 455/6.1, 6.2; 312/223.1, 7.2
CPC H04N 7/00
See application file for complete search history.

(56) **References Cited**

U.S. PATENT DOCUMENTS

D571,377 S	6/2008	Ledbetter et al.	
D582,409 S	12/2008	Maiers et al.	
D584,307 S	1/2009	Maiers et al.	
D598,018 S	8/2009	Sumii	
D600,694 S	9/2009	Sumii	
D611,471 S	3/2010	Maiers et al.	
D640,692 S	6/2011	Waisman-Diamond	
D647,866 S	11/2011	Chen	
D677,190 S	3/2013	Cobbett et al.	
D685,355 S	7/2013	Holleman et al.	
D690,218 S	9/2013	Cobbett et al.	
D699,694 S *	2/2014	Son	D14/125
D707,668 S	6/2014	Lim et al.	
D782,476 S *	3/2017	Yamazaki	D14/240

* cited by examiner

Primary Examiner — Randall H Gholson

(74) *Attorney, Agent, or Firm* — Stewart M. Wiener


(57) **CLAIM**

The ornamental design for an enclosure for an electronic device, as shown and described.

DESCRIPTION

FIG. 1 is a front view of the enclosure for an electronic device; FIG. 2 is a front top perspective view thereof; and, FIG. 3 is another front top perspective view thereof. The broken lines shown in FIGS. 1-8 represent environmental subject matter for illustrative purposes, and form no part of the claimed design. Regions in FIGS. 2, 7, and 8 with evenly spaced parallel lines having a graduated brightness from bottom to top represent an illuminated portion.

1 Claim, 5 Drawing Sheets






FIG. 1




FIG. 2




FIG. 3




FIG. 4

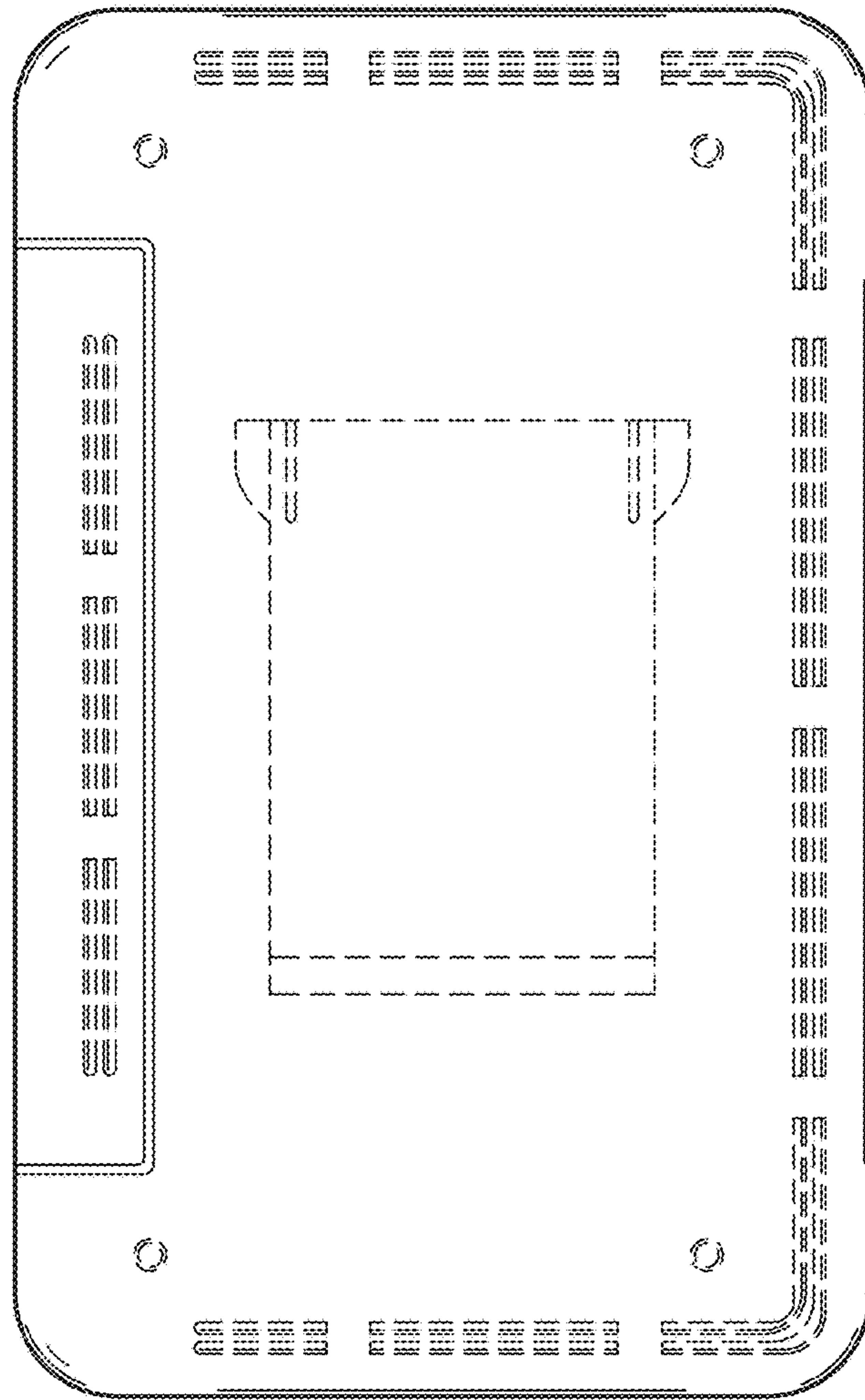


FIG. 5

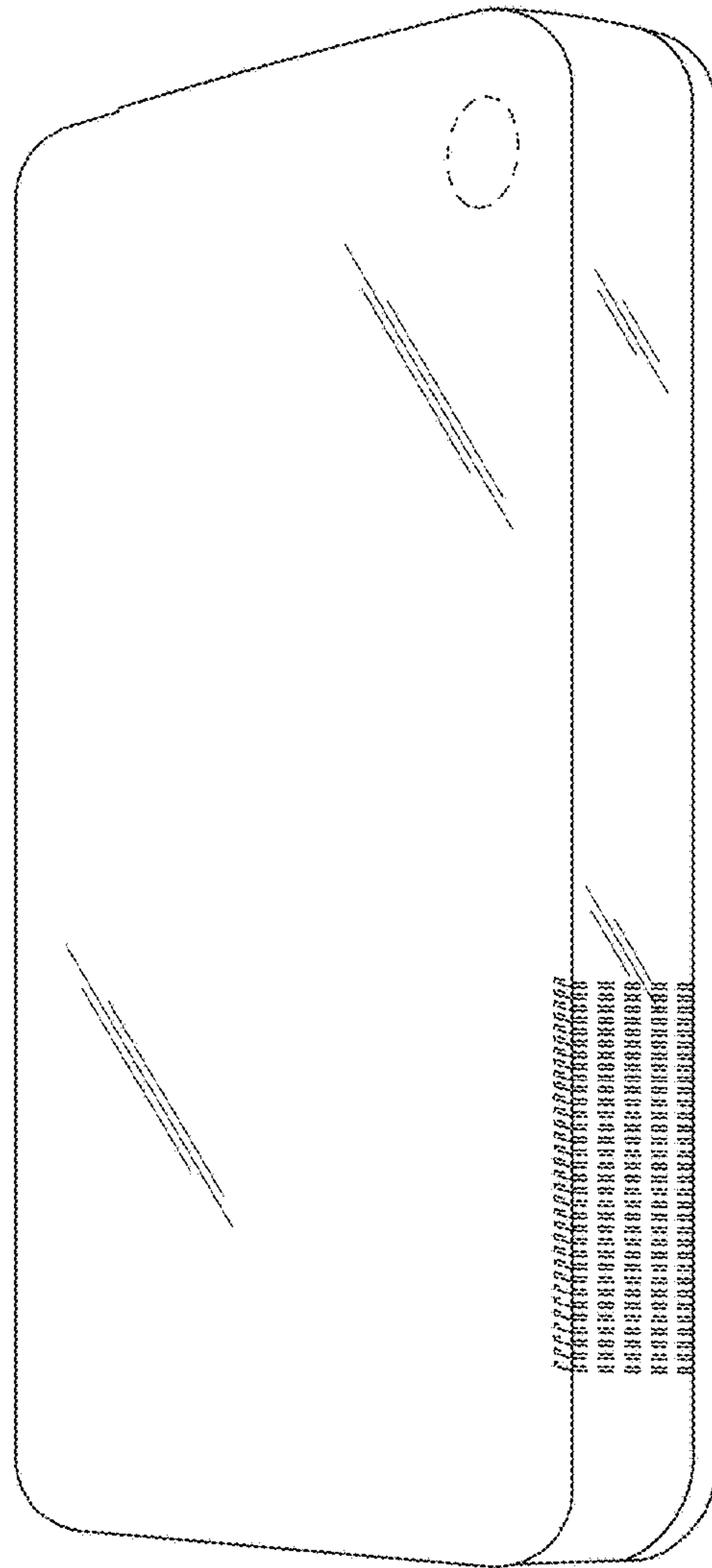


FIG. 6




FIG. 7




FIG. 8