



US00D846491S

(12) **United States Design Patent**  
**Fang et al.**

(10) **Patent No.:** **US D846,491 S**

(45) **Date of Patent:** **\*\* Apr. 23, 2019**

(54) **SOLAR CELL**

20/23; H02S 20/30; H02S 40/34; H02S 40/44; F24J 2/52; F03G 6/00

(71) Applicants: **Guangdong Aiko Solar Energy Technology Co., Ltd.**, Foshan, Guangdong (CN); **ZHEJIANG AIKO SOLAR ENERGY TECHNOLOGY CO., LTD.**, Yiwu, Zhejiang (CN)

See application file for complete search history.

(72) Inventors: **Jiebin Fang**, Guangdong (CN); **Kang-Cheng Lin**, Guangdong (CN); **Chun-Wen Lai**, Guangdong (CN); **Ta-Neng Ho**, Guangdong (CN); **Gang Chen**, Guangdong (CN)

(56) **References Cited**

U.S. PATENT DOCUMENTS

D652,375	S	*	1/2012	Kannou	.....	D13/102
D670,239	S	*	11/2012	Kannou	.....	D13/102
D690,261	S	*	9/2013	Wu	.....	D13/102
D762,163	S	*	7/2016	Parilla	.....	D13/102
D781,230	S	*	3/2017	Gibson	.....	D13/102
9,935,222	B1	*	4/2018	Zhou	.....	H02S 20/25
D817,264	S	*	5/2018	Detrick	.....	D13/102
D817,865	S	*	5/2018	Detrick	.....	D13/102

\* cited by examiner

*Primary Examiner* — Daniel D Bui

(73) Assignees: **Guangdong Aiko Solar Energy Technology Co., Ltd.**, Foshan (CN); **Zhejiang Aiko Solar Energy Technology Co., Ltd.**, Yiwu (CN)

(\*\*) Term: **15 Years**

(57) **CLAIM**

The ornamental design for a solar cell, as shown and described.

(21) Appl. No.: **29/616,716**

**DESCRIPTION**

(22) Filed: **Sep. 8, 2017**

(30) **Foreign Application Priority Data**

May 3, 2017 (CN) ..... 2017 3 0157564

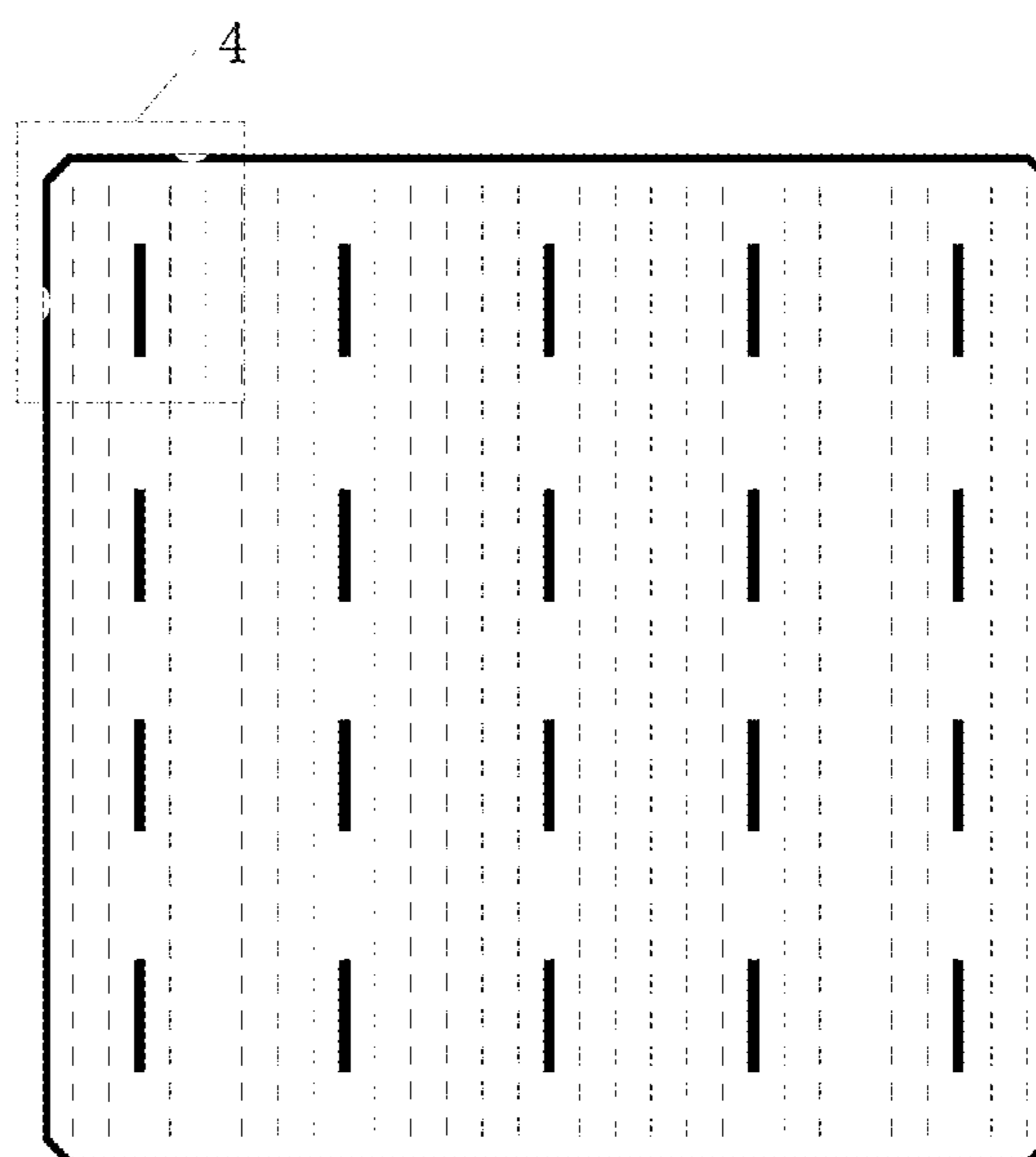

(51) **LOC (11) Cl.** ..... **13-02**

(52) **U.S. Cl.**  
USPC ..... **D13/102**

(58) **Field of Classification Search**  
USPC ..... D13/102, 103, 104, 105, 106, 107, 108, D13/109, 118, 119, 120, 154, 184, 199  
CPC ..... H01L 31/00; H01L 31/02; H01L 31/042; H01L 31/045; H01L 31/046; H01L 31/048; H01L 31/05; H01L 31/052; H01L 31/0525; H02S 30/00; H02S 20/10; H02S

FIG. 1 is a front elevational view of a first embodiment of a solar cell showing our new design;  
FIG. 2 is a rear elevational view thereof;  
FIG. 3 is an enlarged view of portion 3 in FIG. 1;  
FIG. 4 is an enlarged view of portion 4 in FIG. 2;  
FIG. 5 is a front elevational view of a second embodiment of the solar cell;  
FIG. 6 is a rear elevational view of FIG. 5;  
FIG. 7 is an enlarged view of portion 7 in FIG. 5; and,  
FIG. 8 is an enlarged view of portion 8 in FIG. 6.  
There is no substantial thickness of the claimed design and all elements of the claimed design are flat and coplanar.

**1 Claim, 4 Drawing Sheets**






FIG. 1

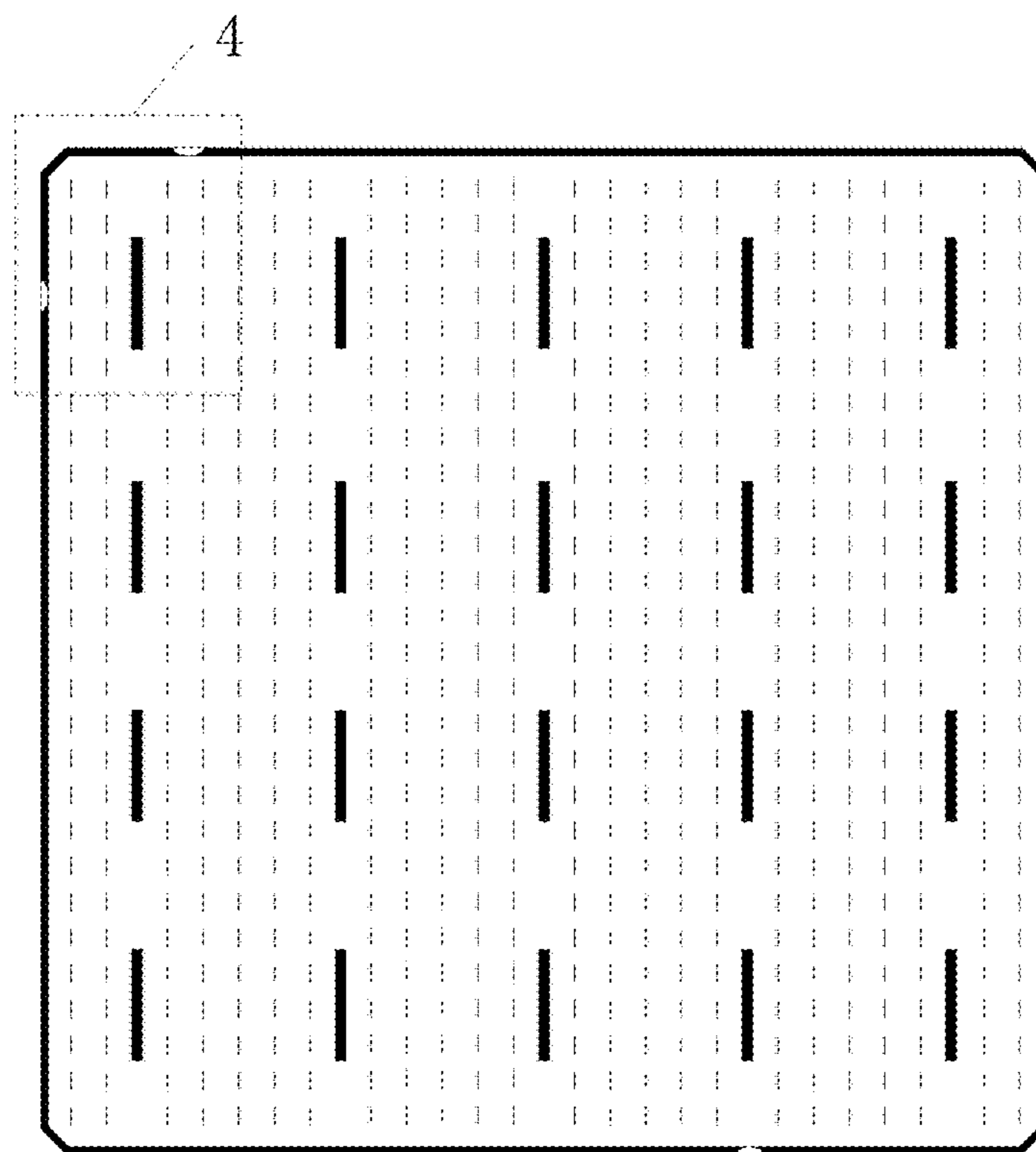


FIG. 2

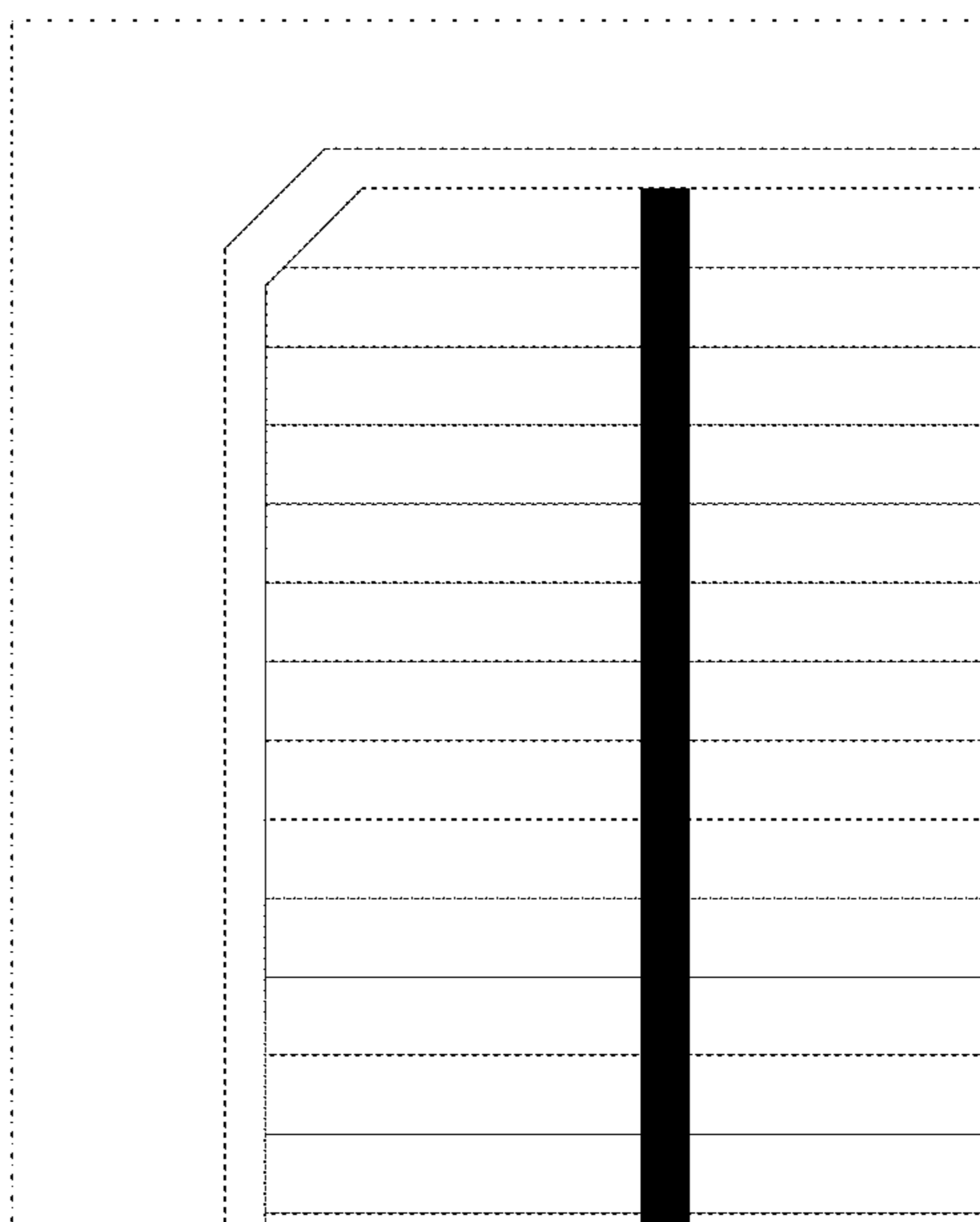


FIG. 3

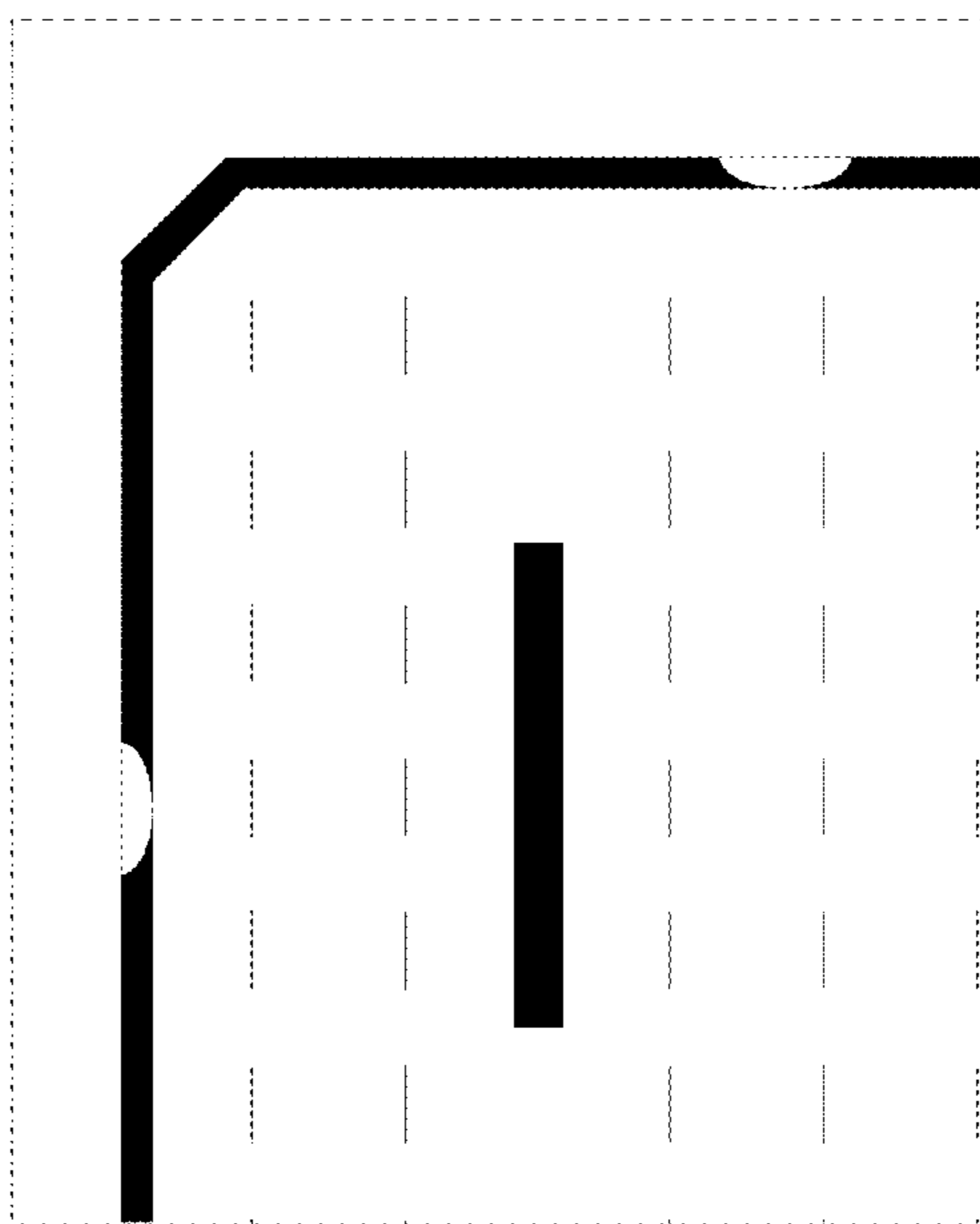


FIG. 4




FIG. 5

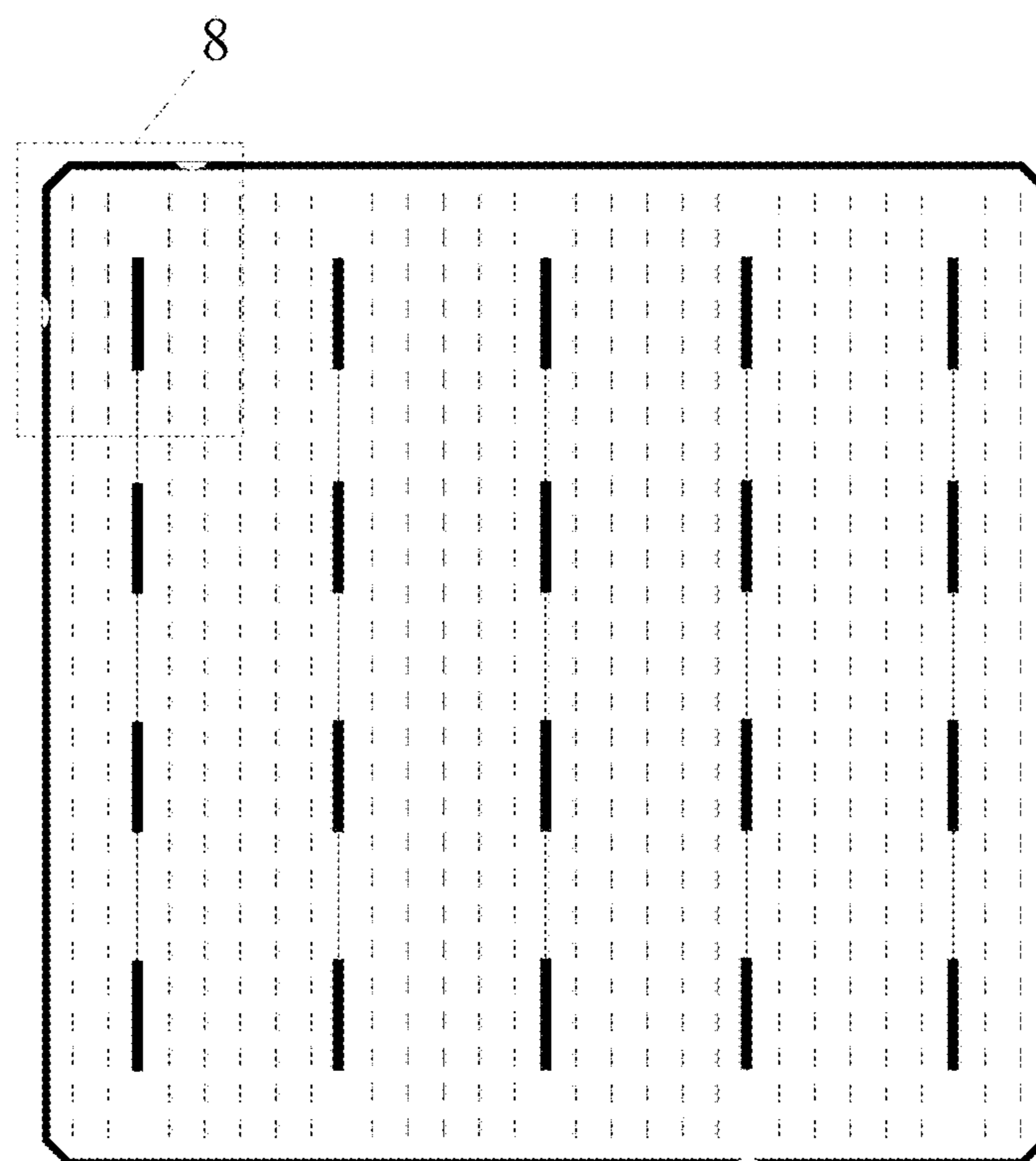


FIG. 6

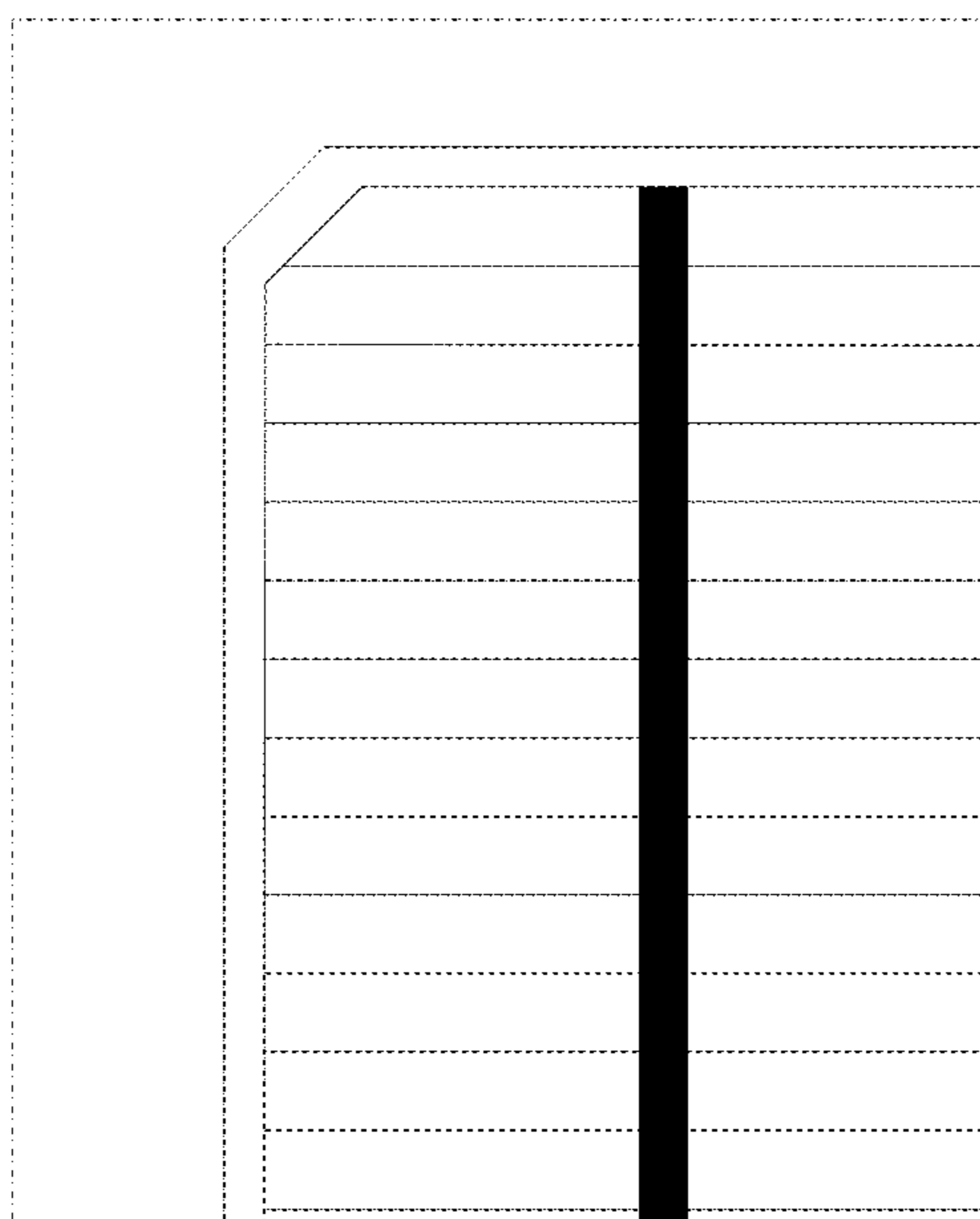


FIG. 7

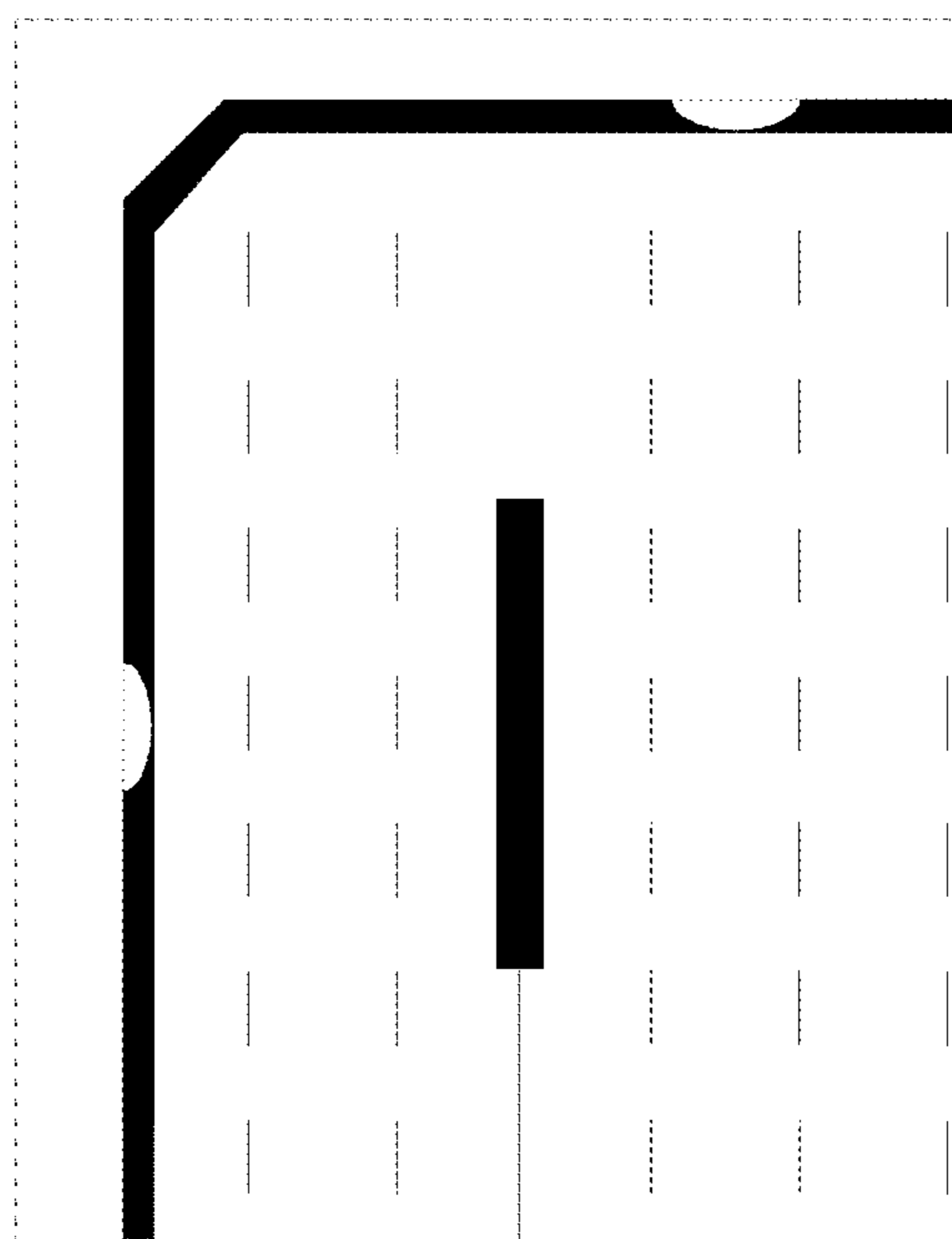


FIG. 8