



US00D846485S

(12) **United States Design Patent**  
**Delu et al.**

(10) **Patent No.:** **US D846,485 S**

(45) **Date of Patent:** **\*\* Apr. 23, 2019**

(54) **TIRE**

(71) Applicant: **The Goodyear Tire & Rubber Company, Akron, OH (US)**

(72) Inventors: **Jerome Marcel Germain Delu, Bridel (LU); Stephane Houchard, Orgeo (BE); Carine Yvonne Jeanne Wagner, Dudelage (LU); Arnaud Caron, Signeulx (BE); Armand Rene Gabriel Leconte, Bigonville (LU); Ananth Bhagavathapuram Srisailapathy, Ettelbruck (LU)**

(73) Assignee: **The Goodyear Tire & Rubber Company, Akron, OH (US)**

(\*\*) Term: **15 Years**

(21) Appl. No.: **29/627,762**

(22) Filed: **Nov. 29, 2017**

(51) **LOC (11) Cl.** ..... **12-15**

(52) **U.S. Cl.**  
USPC ..... **D12/553**

(58) **Field of Classification Search**  
USPC ..... D12/533-567, 604  
CPC ..... Y10T 152/10027; B60C 1/0016; B60C 11/0306; B60C 11/0302; B60C 3/06; B60C 9/17

See application file for complete search history.

(56) **References Cited**

**U.S. PATENT DOCUMENTS**

D379,448 S	5/1997	Graas et al.	.....	D12/147
D379,787 S	6/1997	Maxwell et al.	.....	D12/147
D409,123 S *	5/1999	Heinen	.....	D12/551
D437,269 S *	2/2001	Slingluff	.....	D12/523
D451,853 S *	12/2001	Heinen	.....	D12/553
D452,198 S *	12/2001	Heinen	.....	D12/553
D455,116 S	4/2002	Graas et al.	.....	D12/553

D467,864 S *	12/2002	Whetzel	.....	D12/559
D504,106 S	4/2005	de Briey-Terlinden et al.	.....	D12/553
D504,866 S	5/2005	Collette et al.	.....	D12/553
D505,112 S	5/2005	Heinen et al.	.....	D12/567
D506,971 S *	7/2005	Iga	.....	D12/550
D512,682 S	12/2005	Krenz et al.	.....	D12/564

(Continued)

*Primary Examiner* — Brandon M Rosati

*Assistant Examiner* — John A Voytek

(74) *Attorney, Agent, or Firm* — Robert N. Lipschik

(57) **CLAIM**

The ornamental Design for a tire, as shown and described.

**DESCRIPTION**

FIG. 1 is a perspective view of a tire showing our new design, it being understood that the pattern repeats uniformly throughout the circumference of the tread;

FIG. 2 is a front elevational view thereof;

FIG. 3 is a right side elevational view thereof; the left side elevational view being a mirror image thereof;

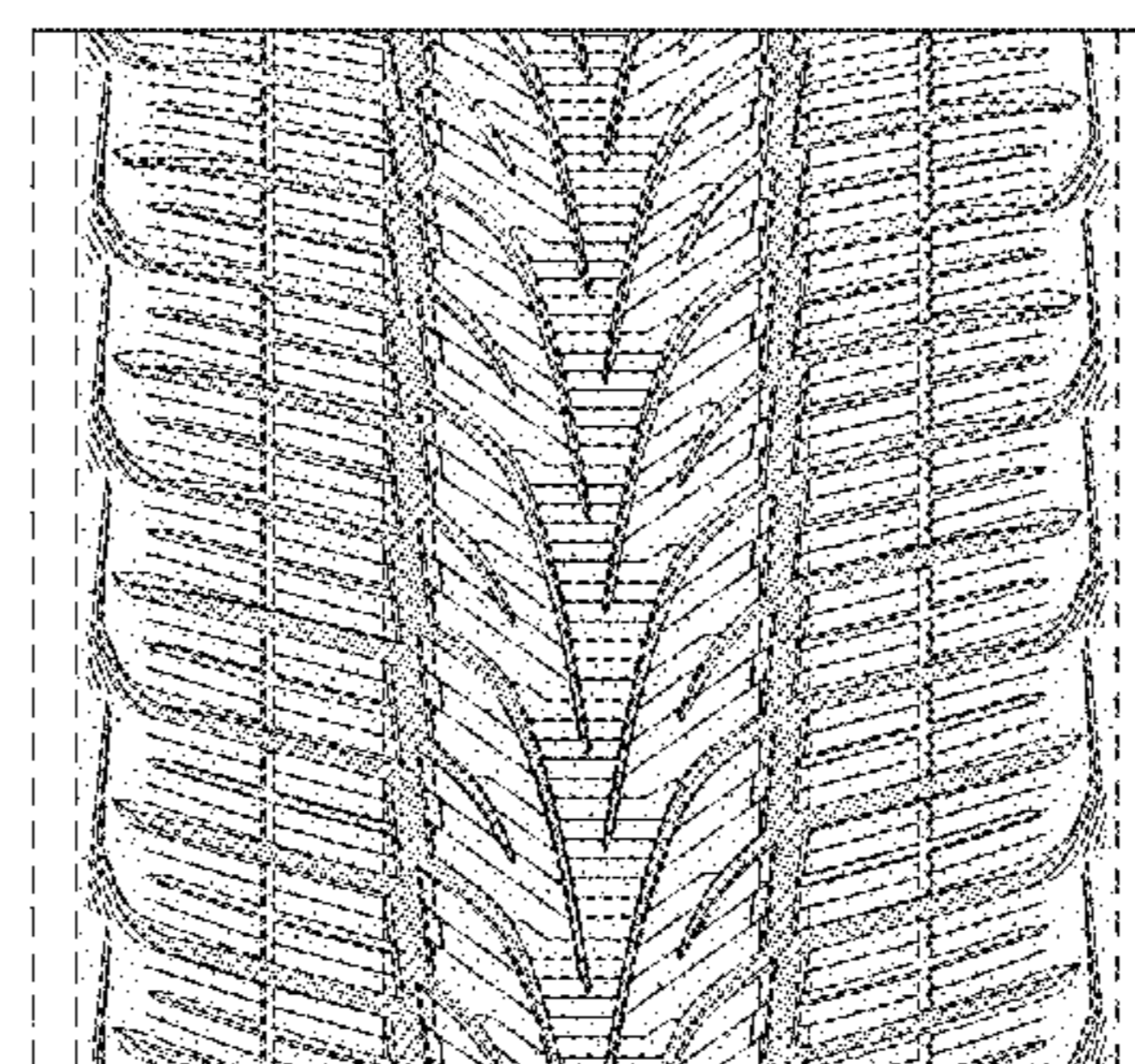
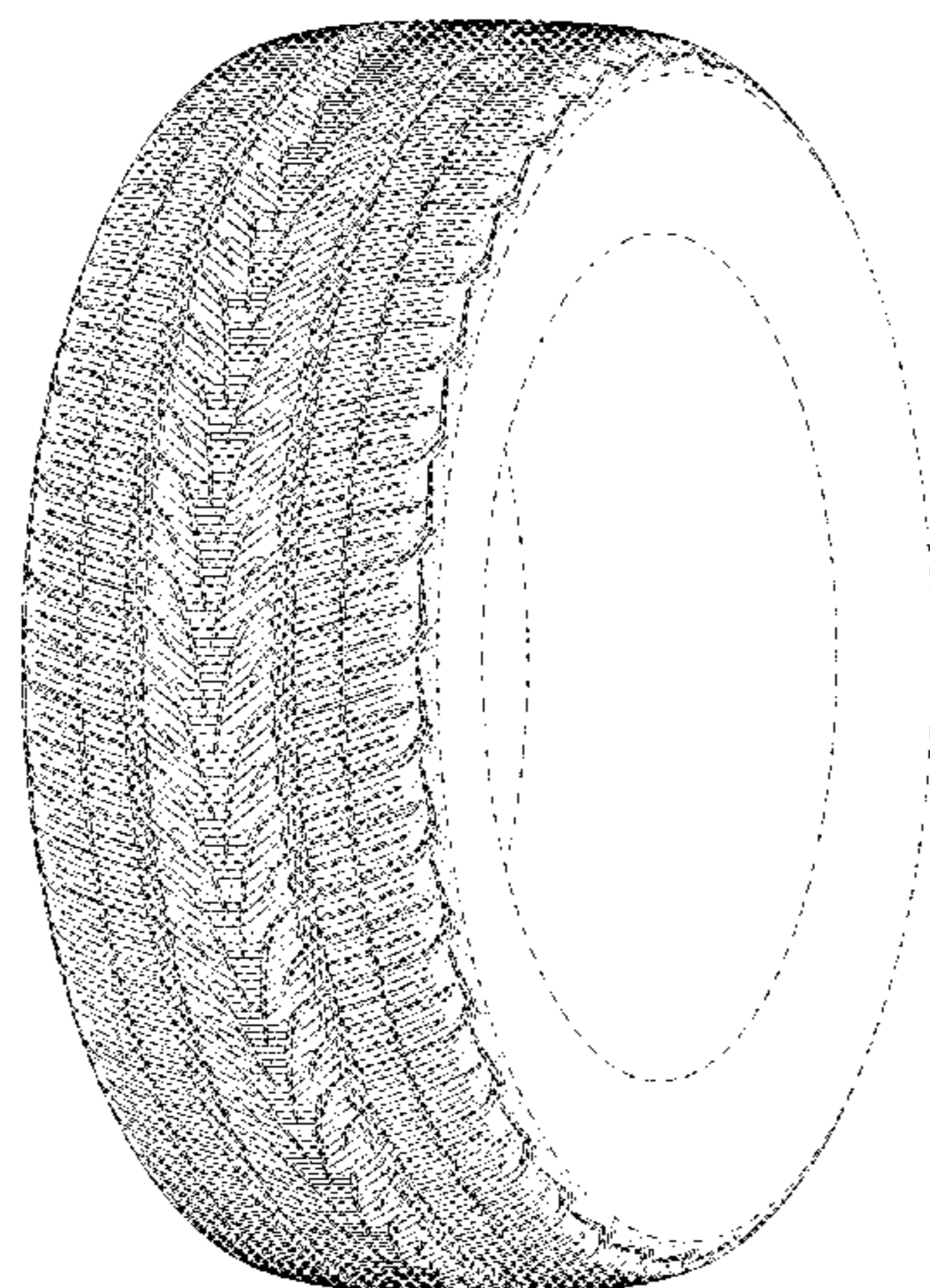
FIG. 4 is an enlarged fragmentary front elevational view thereof;

FIG. 5 is a perspective view of a second embodiment of a tire showing our new design, it being understood that the interior of the tire forms no part of the claim, that the pattern repeats uniformly throughout the circumference of the tread and that the opposite side view is a mirror image thereof; and,

FIG. 6 is a front elevational view of a second embodiment, it being understood that an enlarged fragmentary view thereof would be substantially identical to that shown in FIG. 4, with the exception of the inclusion of the sidewall in the claim.

In the drawings, the broken lines immediately adjacent to the outer edges of the tire shoulder represent boundaries of the claim, and the broken lines depict environmental subject matter only and form no part of the claimed design.

**1 Claim, 6 Drawing Sheets**



(56)

References Cited

U.S. PATENT DOCUMENTS

D526,955 S *	8/2006	Heinen .....	D12/549	D638,350 S	5/2011	Knispel .....	D12/564
D559,770 S *	1/2008	Blackiston .....	B60C 11/0332	D640,184 S	6/2011	de Briey-Terlinden .....	D12/553
			D12/555	D641,305 S *	7/2011	De Briey-Terlinden .....	D12/547
D579,861 S	11/2008	Haas et al. ....	D12/553	D702,625 S	4/2014	Leconte et al. ....	D12/564
D583,305 S	12/2008	Ashton et al. ....	D12/553	D720,683 S *	1/2015	Boore .....	D12/563
D586,728 S	2/2009	Heinen et al. ....	D12/547	D721,638 S	1/2015	Knispel .....	D12/564
D592,588 S	5/2009	Heinen et al. ....	D12/564	D722,554 S	2/2015	Knispel et al. ....	D12/564
D595,639 S	7/2009	de Briey-Terlinden .....	D12/553	D722,555 S	2/2015	Knispel et al. ....	D12/564
D596,109 S *	7/2009	de Briey-Terlinden .....	D12/553	D723,453 S	3/2015	Knispel et al. ....	D12/563
D596,558 S *	7/2009	de Briey-Terlinden .....	D12/553	D754,058 S	4/2016	Caron et al. ....	D12/563
D597,475 S	8/2009	Heinen et al. ....	D12/553	D756,292 S	5/2016	Yoon .....	D12/545
D601,946 S	10/2009	Fontaine et al. ....	D12/553	D756,895 S	5/2016	Pons et al. ....	D12/545
D610,964 S	3/2010	Dixon et al. ....	D12/552	D756,896 S	5/2016	Leconte et al. ....	D12/564
D612,324 S *	3/2010	Harvey .....	D12/551	D777,092 S	1/2017	Leconte et al. ....	D12/564
D615,479 S	5/2010	Lee .....	D12/552	D777,649 S *	1/2017	Ropars .....	D12/553
D622,657 S	8/2010	Leocadio et al. ....	D12/553	D786,181 S	5/2017	Caron et al. ....	D12/564
D635,912 S	4/2011	Knispel .....	D12/564	D794,545 S	8/2017	Houchard et al. ....	D12/545
				D794,546 S	8/2017	Caron et al. ....	D12/564
				D795,167 S	8/2017	Houchard et al. ....	D12/545
				9,855,801 B2 *	1/2018	Kameda .....	B60C 11/03

\* cited by examiner



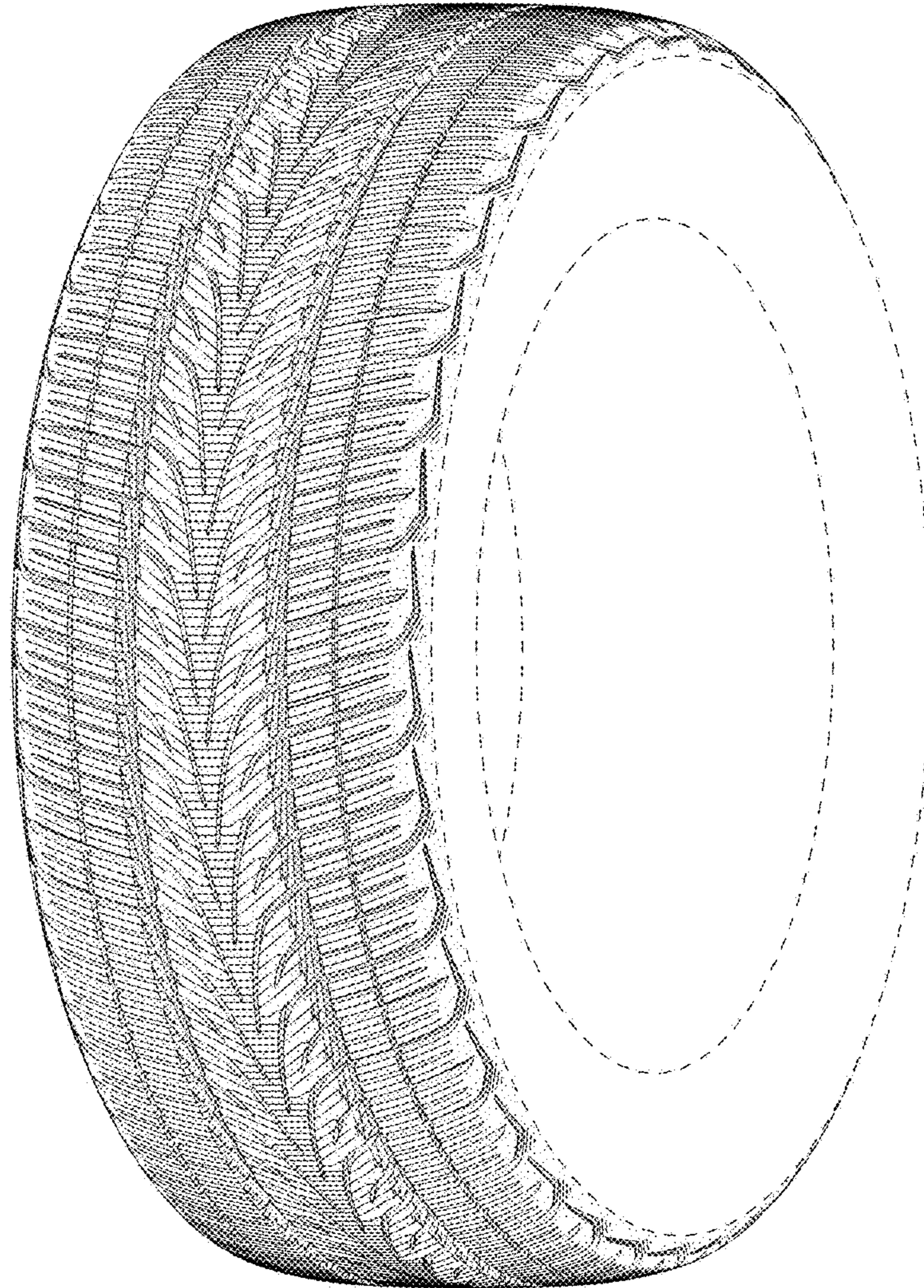


FIG - 1



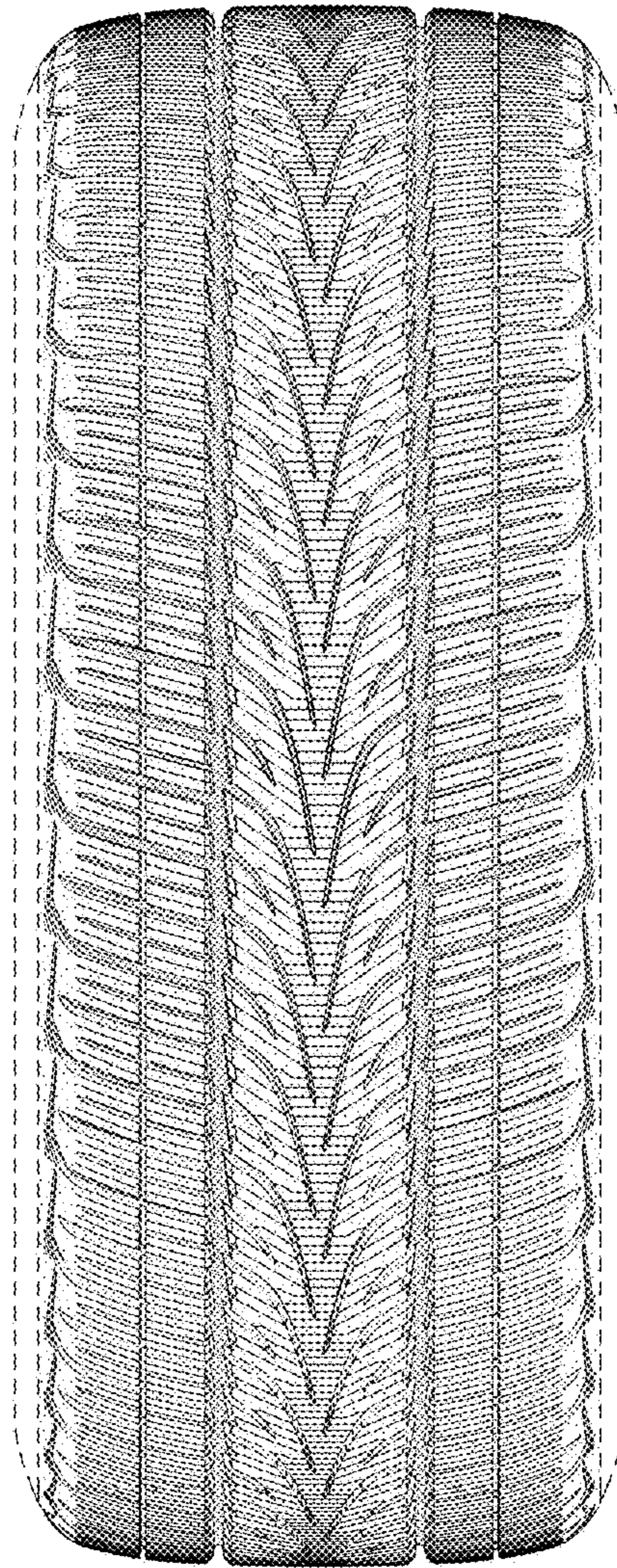


FIG - 2

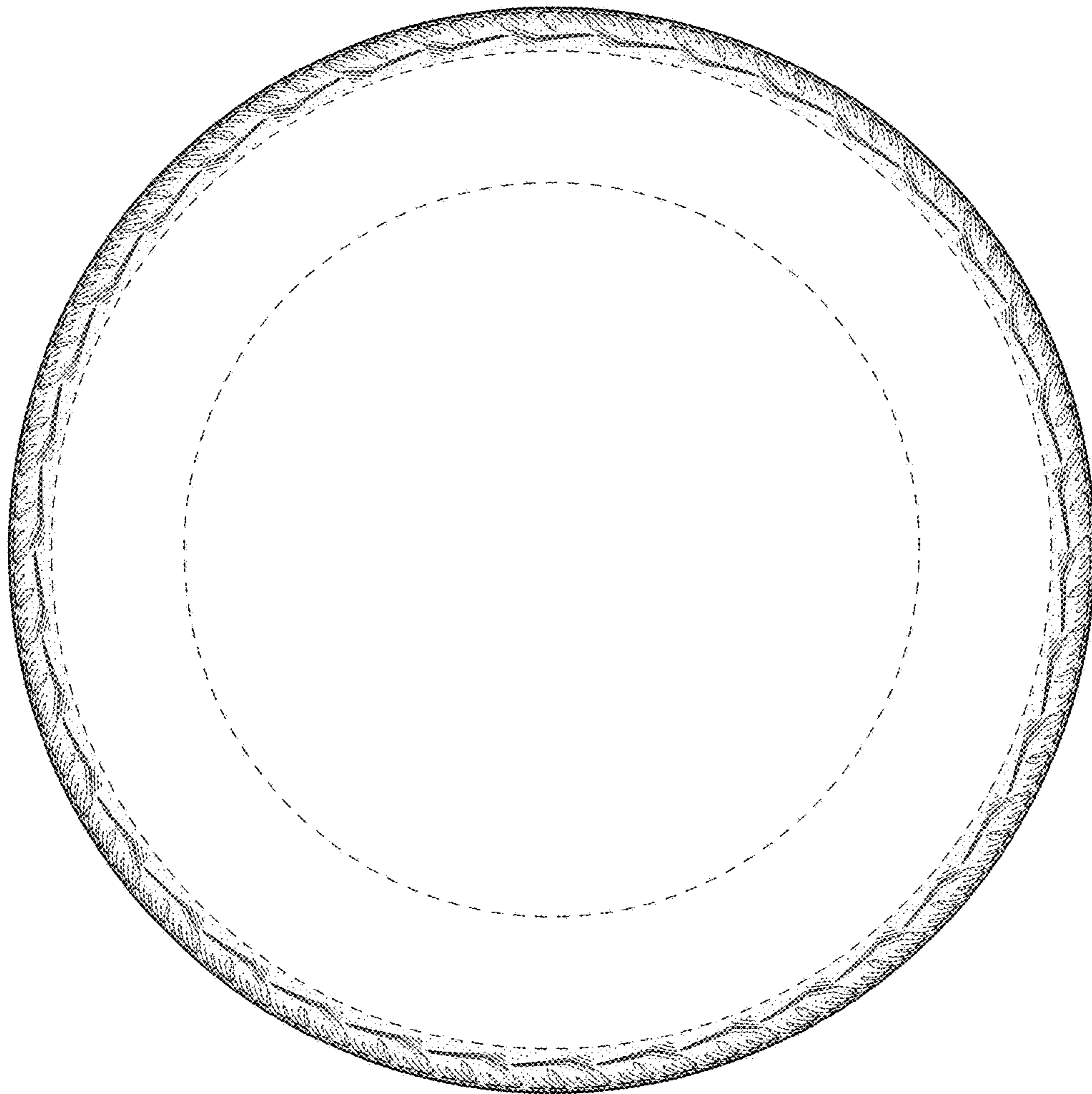


FIG - 3



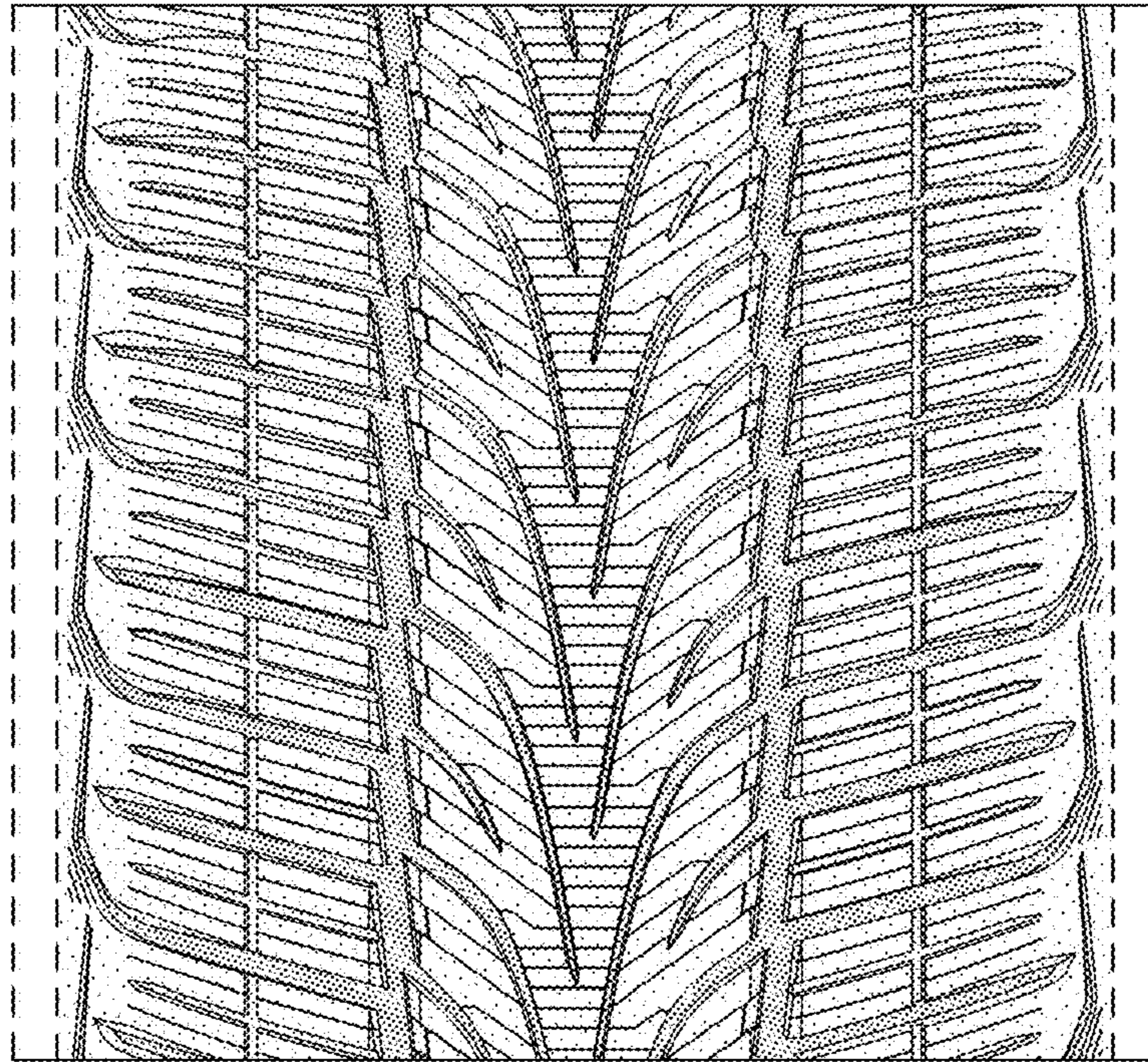


FIG - 4



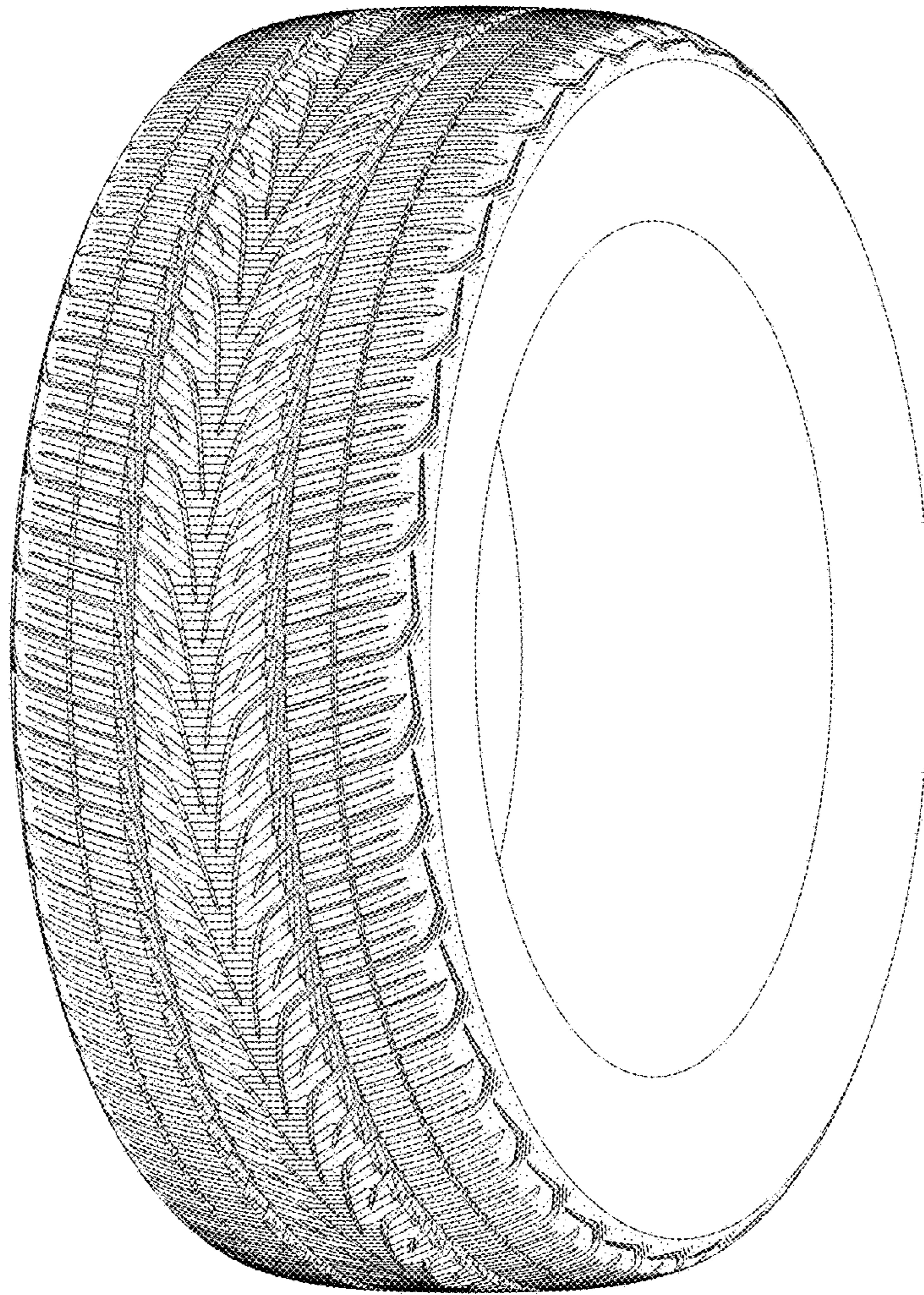


FIG - 5



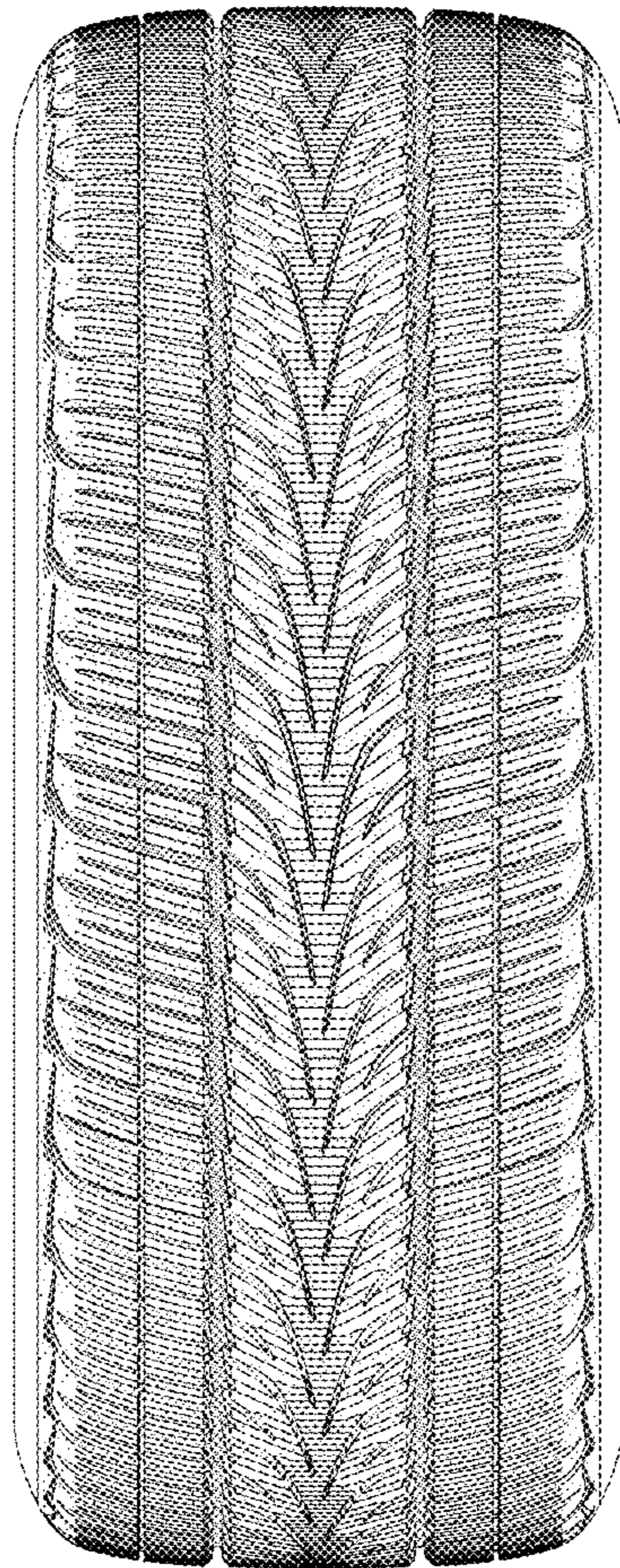


FIG - 6