



US00D846463S

(12) **United States Design Patent** (10) **Patent No.:** **US D846,463 S**
Wheel (45) **Date of Patent:** **** Apr. 23, 2019**

(54) **VEHICLE SPOILER**
(71) Applicant: **Jaguar Land Rover Limited**, Whitley,
Coventry (GB)
(72) Inventor: **Andrew Wheel**, Coventry (GB)
(73) Assignee: **Jaguar Land Rover Limited**, Whitley
Coventry (GB)

(**) Term: **15 Years**

(21) Appl. No.: **29/603,614**

(22) Filed: **May 11, 2017**

(30) **Foreign Application Priority Data**

Nov. 11, 2016 (EM) 003459551-0001
Nov. 11, 2016 (EM) 003459551-0002
Nov. 13, 2016 (EM) 003460807-0001
Nov. 13, 2016 (EM) 003460807-0002
Nov. 13, 2016 (EM) 003460807-0003
Nov. 13, 2016 (EM) 003460807-0004

(51) **LOC (11) Cl.** **12-16**

(52) **U.S. Cl.**
USPC **D12/181**

(58) **Field of Classification Search**
USPC D12/181, 191, 196, 400, 190, 88
CPC B60R 13/02; B60R 13/04; H01Q 5/35
See application file for complete search history.

(56) **References Cited**

U.S. PATENT DOCUMENTS

D516,478 S * 3/2006 Kulla D12/181
D535,598 S * 1/2007 Murkett D12/181
D559,750 S * 1/2008 Kulla D12/181
D586,711 S * 2/2009 Sato D12/181
D609,617 S * 2/2010 Larson D12/181
D614,098 S * 4/2010 Larson D12/181

D659,615 S * 5/2012 Varga D12/181
D711,298 S * 8/2014 Jamieson D12/181
D717,221 S * 11/2014 Borkert D12/181
D729,712 S * 5/2015 Goepfel D12/181
D748,022 S * 1/2016 Yamamoto D12/181
D763,149 S * 8/2016 Wheel D12/181
2012/0229351 A1* 9/2012 Fellows H01Q 5/35
343/702

* cited by examiner

Primary Examiner — Susan E Krakower

Assistant Examiner — Jerry Shiu-an-Hua Hsu

(74) *Attorney, Agent, or Firm* — Wood Herron & Evans
LLP

(57) **CLAIM**

The ornamental design for a vehicle spoiler, as shown and described.

DESCRIPTION

FIG. 1 is a front right perspective view of a vehicle spoiler according to the present invention.

FIG. 2 is a front left perspective view of the vehicle shown in FIG. 1.

FIG. 3 is a rear left perspective view thereof.

FIG. 4 is a rear right perspective view thereof.

FIG. 5 is a front view thereof.

FIG. 6 is a rear view thereof.


FIG. 7 is a right side view thereof.

FIG. 8 is a left side view thereof.

FIG. 9 is a top view thereof; and,

FIG. 10 is a right front perspective view of the vehicle spoiler shown in FIGS. 1-9, with the vehicle spoiler mounted to the rear of a vehicle, and the rest of the vehicle shown in de-emphasized and half-tone shading. The broken lines and the area within the broken lines illustrate environmental subject matter that forms no part of the claimed design.

1 Claim, 9 Drawing Sheets






FIG. 1



FIG. 2

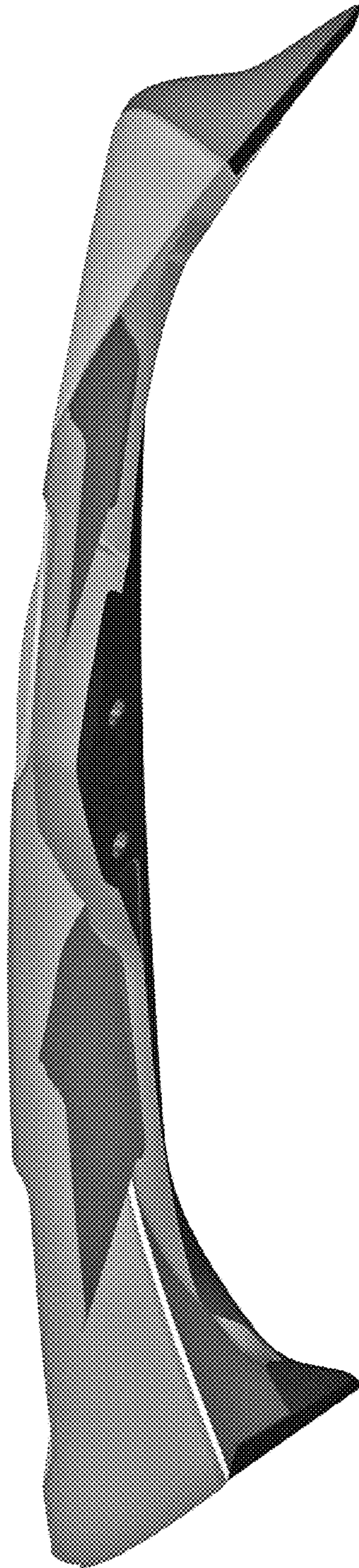


FIG. 3



FIG. 4




FIG. 5




FIG. 6




FIG. 7




FIG. 8




FIG. 9

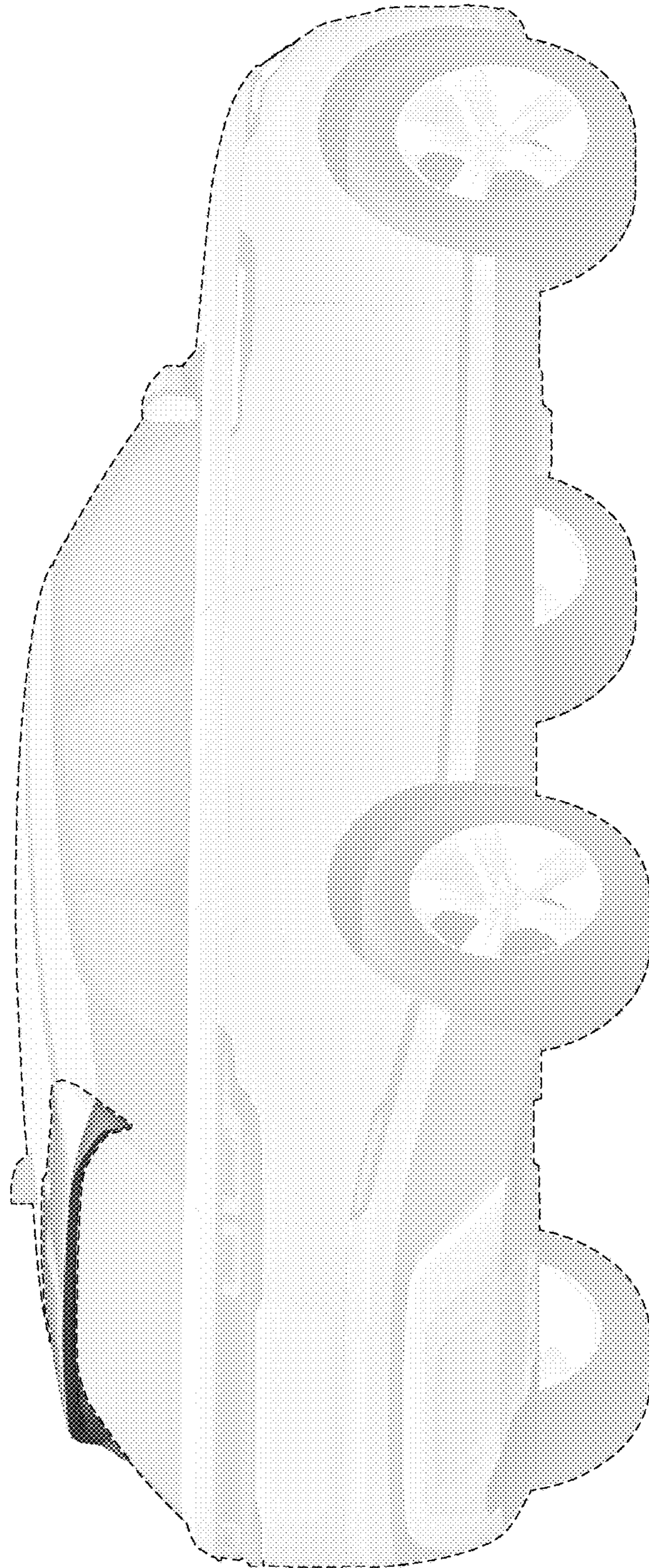


FIG. 10

UNITED STATES PATENT AND TRADEMARK OFFICE
CERTIFICATE OF CORRECTION

PATENT NO. : D846,463 S
APPLICATION NO. : 29/603614
DATED : April 23, 2019
INVENTOR(S) : Andrew Wheel

Page 1 of 1

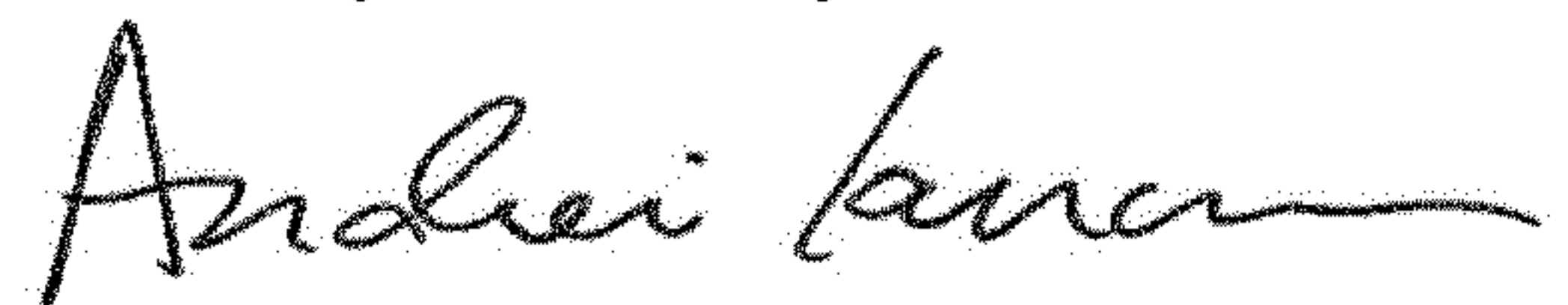
It is certified that error appears in the above-identified patent and that said Letters Patent is hereby corrected as shown below:

On the Title Page

Column 2, Under "Description":

Line 3, after the word "vehicle", insert the word --spoiler--.

Signed and Sealed this
Twenty-fifth Day of June, 2019



Andrei Iancu
Director of the United States Patent and Trademark Office