



US00D846461S

(12) **United States Design Patent** (10) **Patent No.:** **US D846,461 S**  
**Piscitelli et al.** (45) **Date of Patent:** **\*\* Apr. 23, 2019**

(54) **FRONT BUMPER**

(71) Applicants: **Chris Piscitelli**, West Bloomfield, MI (US); **Brian H Nielander**, Royal Oak, MI (US); **Mark T Allen**, Oxford, MI (US)

(72) Inventors: **Chris Piscitelli**, West Bloomfield, MI (US); **Brian H Nielander**, Royal Oak, MI (US); **Mark T Allen**, Oxford, MI (US)

(73) Assignee: **FCA US LLC**, Auburn Hills, MI (US)

(\*\*) Term: **15 Years**

(21) Appl. No.: **29/630,246**

(22) Filed: **Dec. 20, 2017**

(51) **LOC (11) Cl.** ..... **12-16**

(52) **U.S. Cl.**  
USPC ..... **D12/169**

(58) **Field of Classification Search**  
USPC ..... D12/169, 196, 86, 90-96; 293/102, 113, 293/115, 117, 120; 296/180.1, 180.2  
CPC ..... B60R 19/02; B60R 19/04; B62D 25/08  
See application file for complete search history.

(56) **References Cited**

**U.S. PATENT DOCUMENTS**

D713,305 S \* 9/2014 Sperling ..... D12/169  
D721,304 S \* 1/2015 Platto ..... D12/169

D738,271 S \* 9/2015 Glover ..... D12/169  
D739,798 S \* 9/2015 O'Donnell ..... D12/169  
D744,384 S \* 12/2015 Harriton ..... D12/169  
D744,387 S \* 12/2015 Harriton ..... D12/169  
D744,388 S \* 12/2015 Harriton ..... D12/169  
D751,012 S \* 3/2016 Hare ..... D12/169  
D775,013 S \* 12/2016 Bennett ..... D12/169  
D798,201 S \* 9/2017 Zavatski ..... D12/169  
D803,734 S \* 11/2017 Bennett ..... D12/169  
D807,251 S \* 1/2018 Piscitelli ..... D12/169  
D807,253 S \* 1/2018 Piscitelli ..... D12/169  
D807,255 S \* 1/2018 Piscitelli ..... D12/169

\* cited by examiner

*Primary Examiner* — Melody N Brown

(74) *Attorney, Agent, or Firm* — Ralph E. Smith

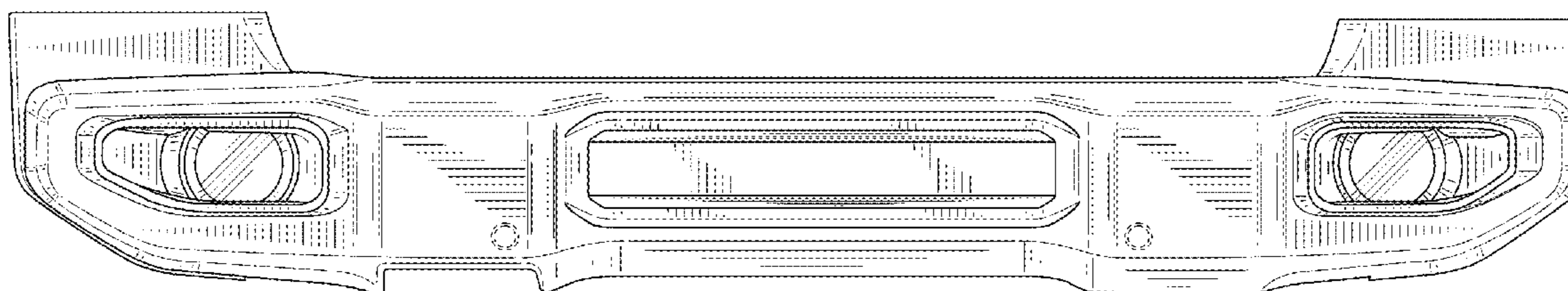
(57) **CLAIM**

The ornamental design for a front bumper, as shown and described.

**DESCRIPTION**

FIG. 1 is a front view of a front bumper showing our new design;  
FIG. 2 is a rear side view thereof;  
FIG. 3 is a left side view thereof;  
FIG. 4 is a right side view thereof;  
FIG. 5 is a top view thereof; and,  
FIG. 6 is a bottom view thereof.  
It will be understood that the broken lines shown in the drawings illustrate portions of the front bumper that form no part of claimed design.

**1 Claim, 5 Drawing Sheets**



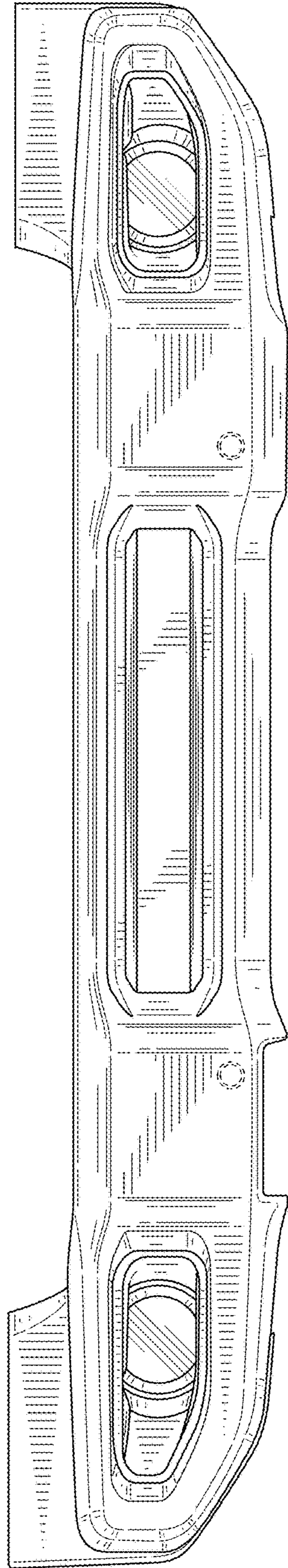


FIG. 1


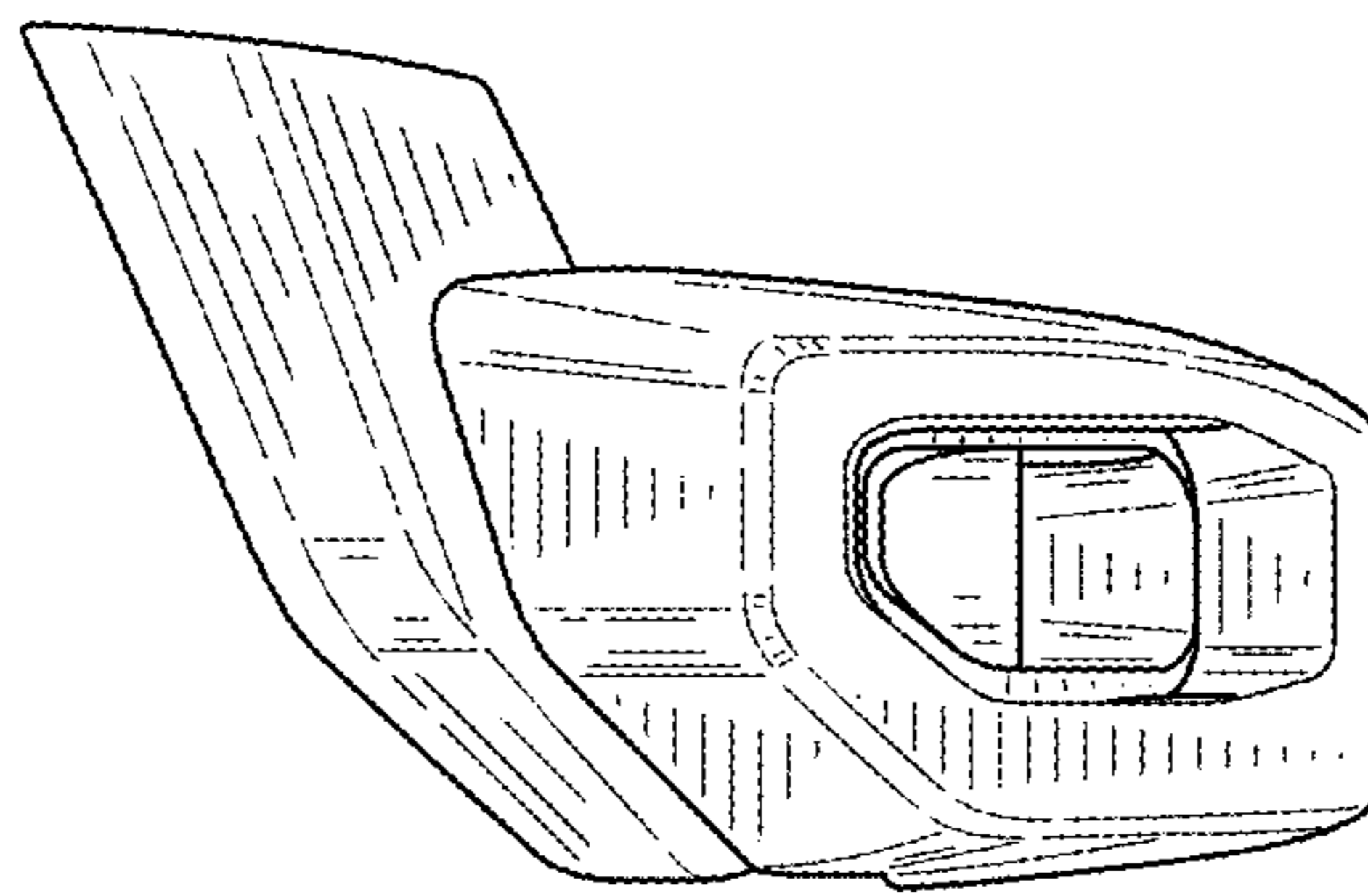
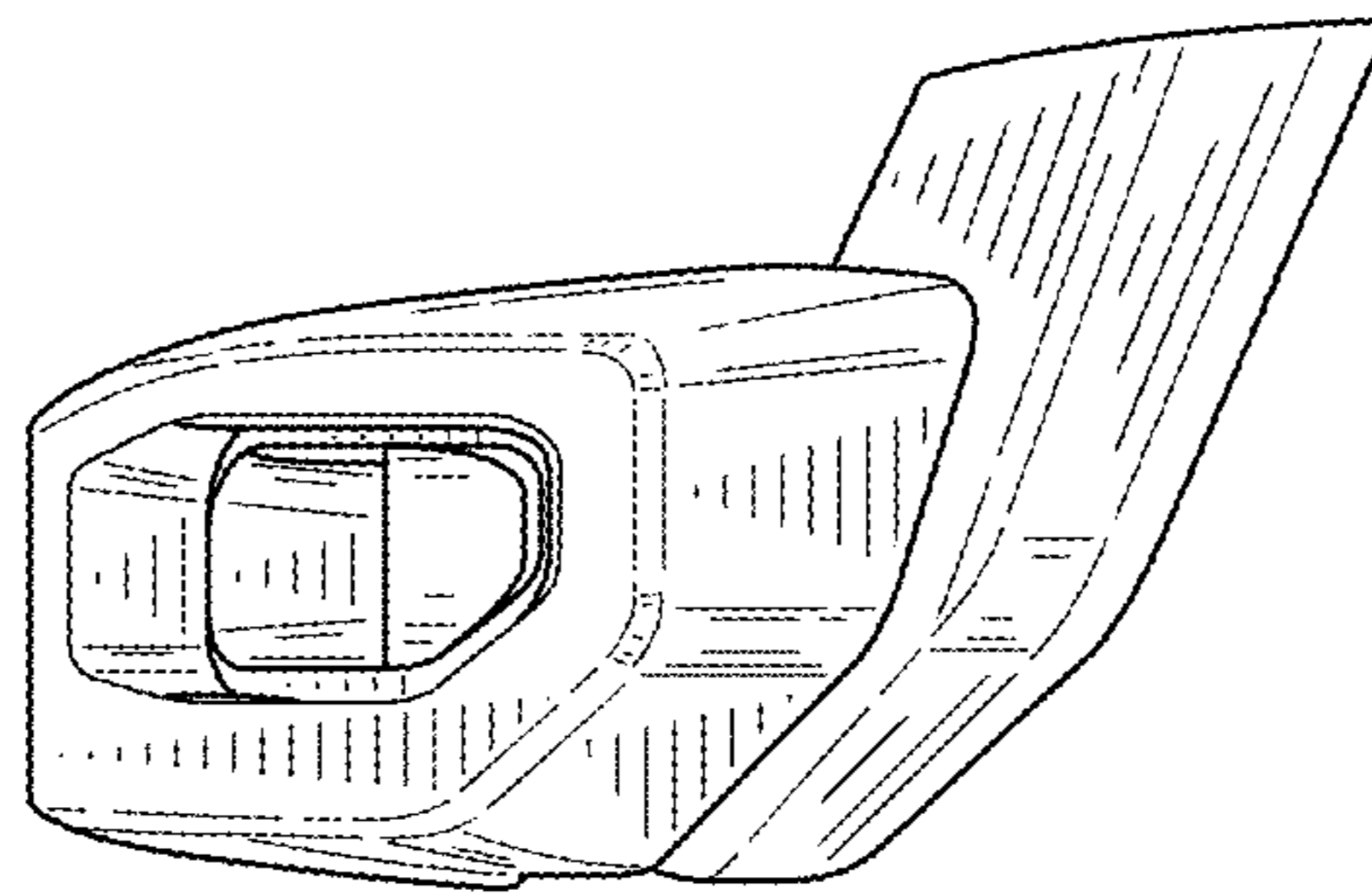


FIG. 2



**FIG. 3**



**FIG. 4**

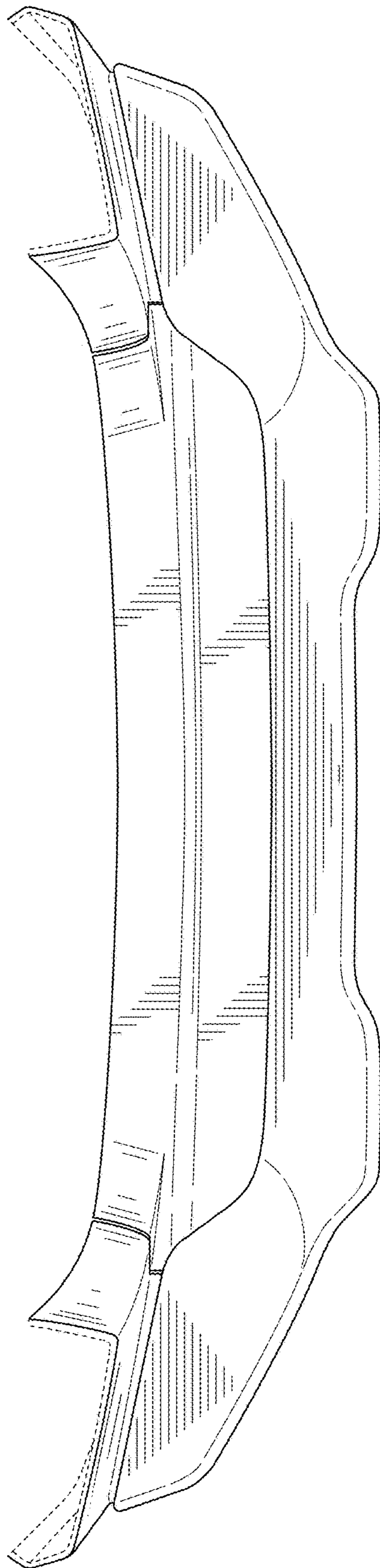


FIG. 5

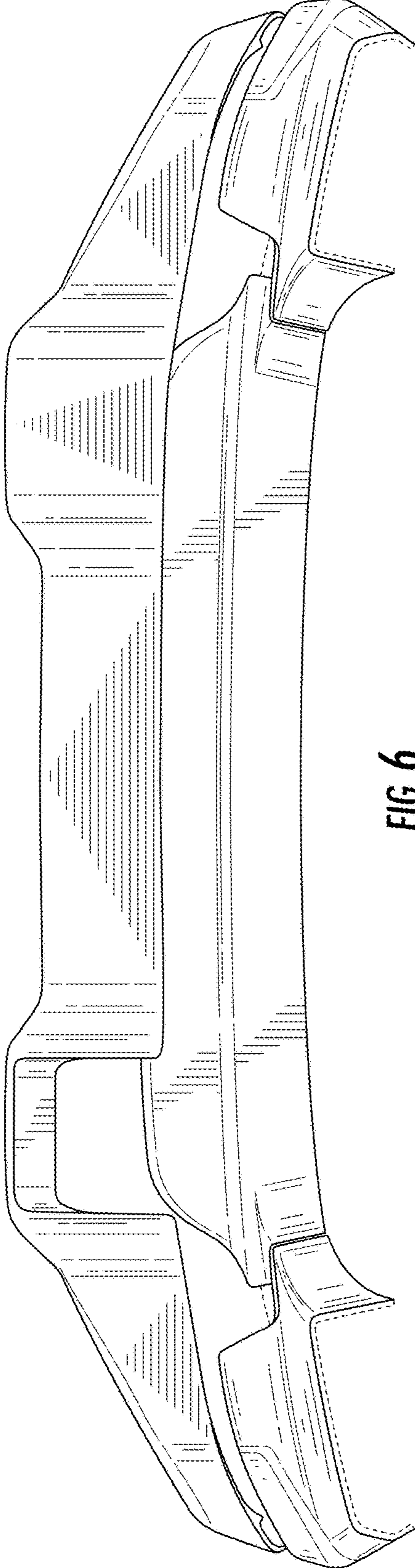


FIG. 6