



US00D846460S

(12) **United States Design Patent**
Goodrich et al.

(10) **Patent No.:** **US D846,460 S**

(45) **Date of Patent:** **** Apr. 23, 2019**

(54) **REAR BUMPER**

(71) Applicants: **Stephen Goodrich**, Clawson, MI (US);
Brian H Nielander, Royal Oak, MI (US)

(72) Inventors: **Stephen Goodrich**, Clawson, MI (US);
Brian H Nielander, Royal Oak, MI (US)

(73) Assignee: **FCA US LLC**, Auburn Hills, MI (US)

(**) Term: **15 Years**

(21) Appl. No.: **29/630,241**

(22) Filed: **Dec. 20, 2017**

Related U.S. Application Data

(63) Continuation-in-part of application No. 29/616,449, filed on Sep. 6, 2017.

(51) **LOC (11) Cl.** **12-16**

(52) **U.S. Cl.**
USPC **D12/169**

(58) **Field of Classification Search**
USPC D12/169, 196, 86, 90-96; 293/102, 113, 293/115, 117, 120; 296/180.1, 180.2
CPC B60R 19/02; B60R 19/04; B62D 25/08
See application file for complete search history.

(56) **References Cited**

U.S. PATENT DOCUMENTS

D713,305 S * 9/2014 Sperling D12/169
D721,304 S * 1/2015 Platto D12/169

D739,798 S * 9/2015 O'Donnell D12/169
D744,384 S * 12/2015 Harriton D12/169
D744,387 S * 12/2015 Harriton D12/169
D744,388 S * 12/2015 Harriton D12/169
D751,012 S * 3/2016 Hare D12/169
D775,013 S * 12/2016 Bennett D12/169
D798,201 S * 9/2017 Zavatski D12/169
D803,734 S * 11/2017 Bennett D12/169
D807,251 S * 1/2018 Piscitelli D12/169
D807,253 S * 1/2018 Piscitelli D12/169
D807,255 S * 1/2018 Piscitelli D12/169

* cited by examiner

Primary Examiner — Melody N Brown

(74) *Attorney, Agent, or Firm* — Ralph E. Smith

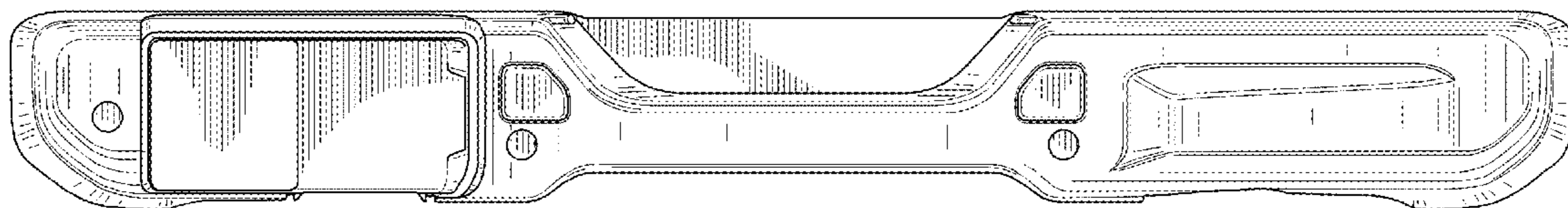
(57) **CLAIM**

The ornamental design for a rear bumper, as shown and described.

DESCRIPTION

FIG. 1 is a front view of a rear bumper showing our new design;
FIG. 2 is a rear view thereof;
FIG. 3 is a right side perspective view thereof;
FIG. 4 is a left side perspective view thereof;
FIG. 5 is a top view thereof; and,
FIG. 6 is a bottom view thereof.
It will be understood that the broken lines shown in the drawings illustrate portions of the rear bumper that form no part of claimed design.

1 Claim, 3 Drawing Sheets



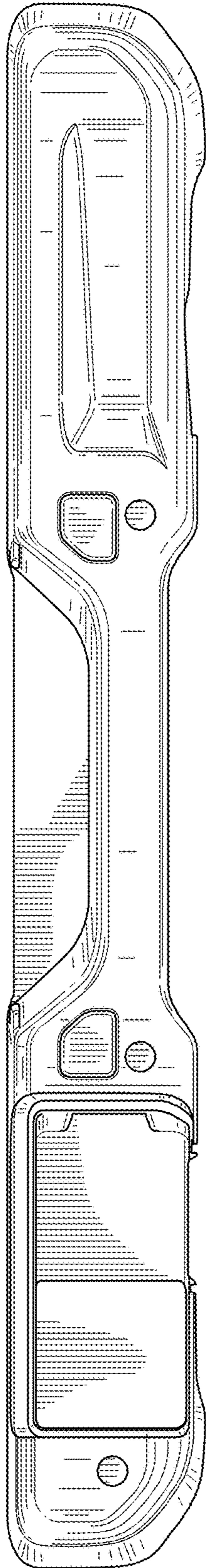


FIG. 1




FIG. 2

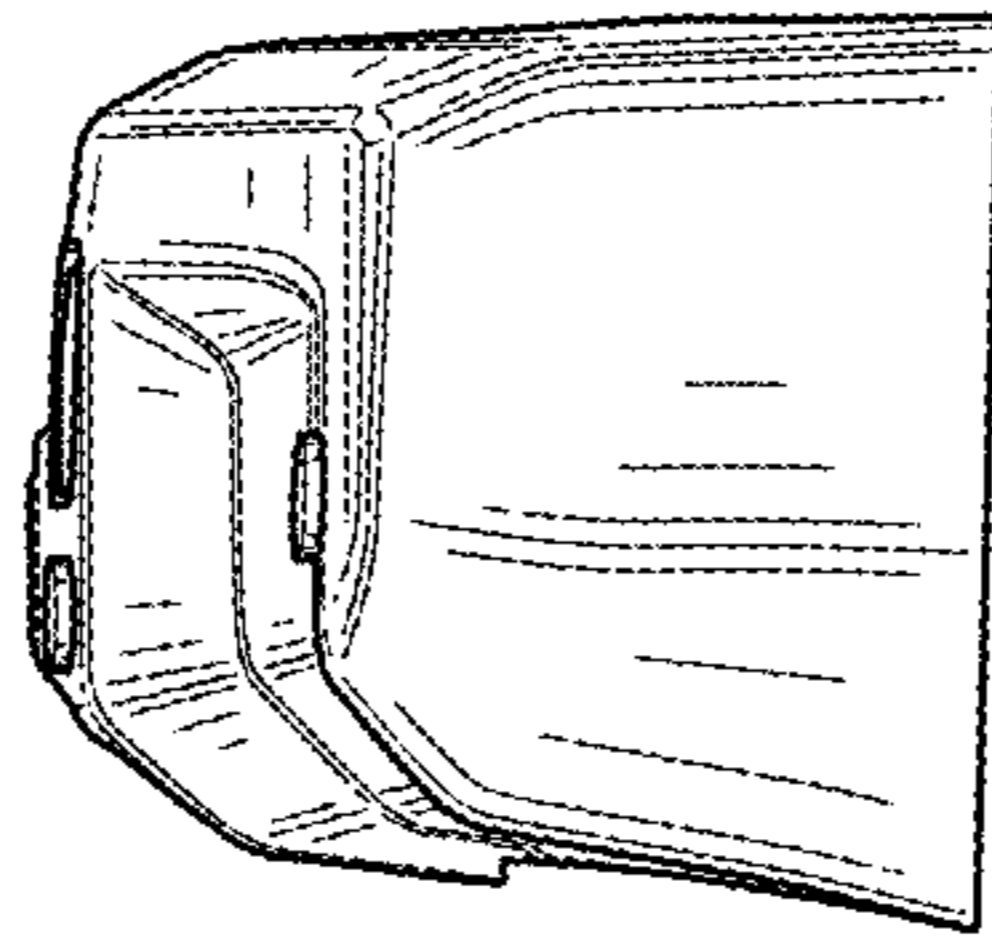


FIG. 3

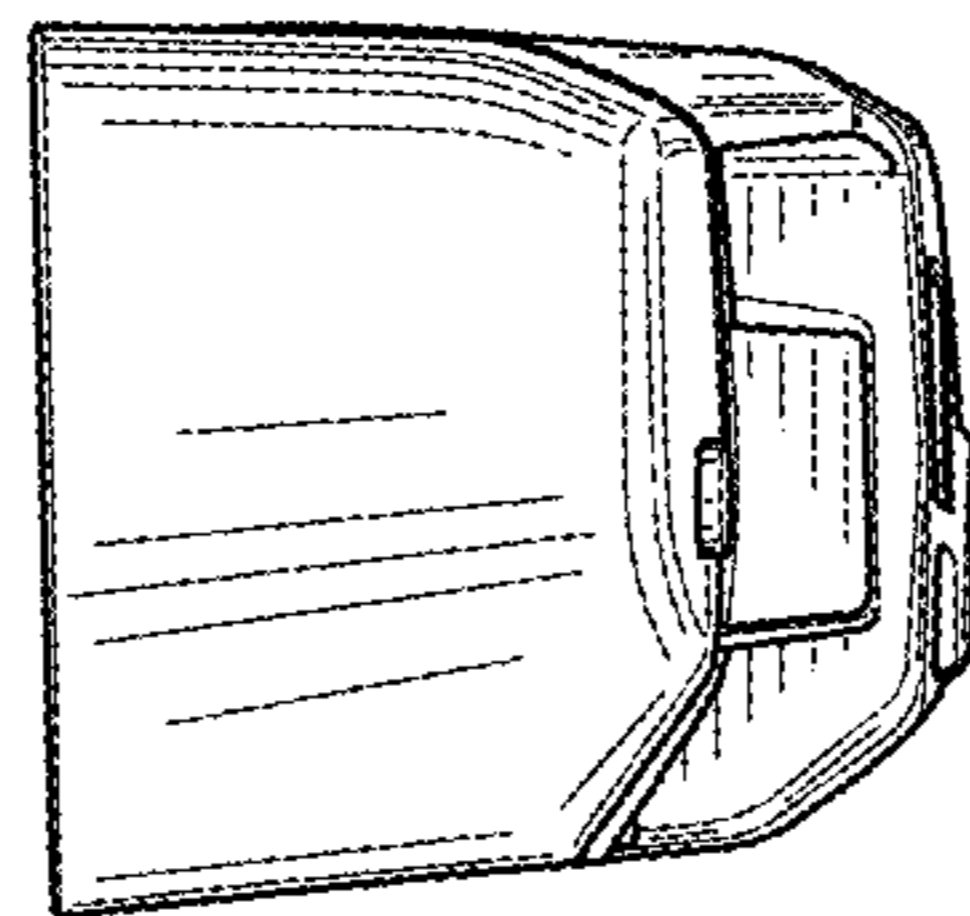


FIG. 4




FIG. 5

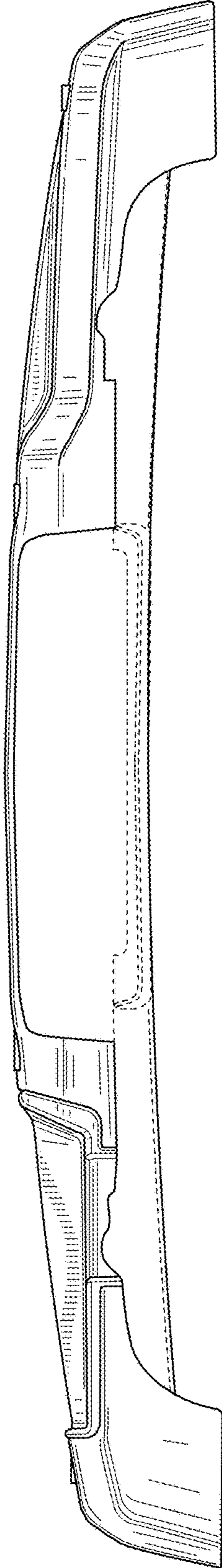


FIG. 6