



US00D846423S

(12) **United States Design Patent**
Buccellati

(10) **Patent No.:** **US D846,423 S**
(45) **Date of Patent:** **** Apr. 23, 2019**

(54) **EARRING**

(71) Applicant: **BUCCELLATI HOLDING ITALIA S.P.A.**, Milan (IT)

(72) Inventor: **Andrea Buccellati**, Milan (IT)

(73) Assignee: **BUCCELLATI HOLDING ITALIA S.P.A.**, Milan (IT)

(**) Term: **15 Years**

(21) Appl. No.: **29/635,896**

(22) Filed: **Feb. 5, 2018**

(30) **Foreign Application Priority Data**

Aug. 8, 2017 (EM) 004139194

(51) **LOC (11) Cl.** **11-01**

(52) **U.S. Cl.**
USPC **D11/42**

(58) **Field of Classification Search**
USPC D3/318, 322; D11/1, 2, 7, 8, 40, 41, 42, D11/43, 44, 45, 48, 51, 52, 62, 76, 79, D11/80, 81, 82, 84, 100, 110
CPC .. A44C 1/00; A44C 3/008; A44C 7/00; A44C 7/002; A44C 7/003; A44C 7/004; A44C 7/005; A44C 7/006; A44C 7/007; A44C 7/008; A44C 7/009; A44C 13/00; A44C 15/001; A44C 15/0025; A44C 25/001; A44C 25/004; A44C 25/005; A44C 25/007; A44C 25/008
See application file for complete search history.

(56) **References Cited**

U.S. PATENT DOCUMENTS

D136,815 S * 12/1943 Hull D11/43
D161,042 S * 11/1950 Philippe D11/43

D170,262 S * 8/1953 Katz D11/43
D171,349 S * 1/1954 Katz D11/43
D173,356 S * 11/1954 Katz D11/43
3,309,743 A * 3/1967 Verri A44C 3/008
24/116 R
D256,003 S * 7/1980 Barr 63/13
D308,180 S * 5/1990 Bulgari D11/42
D342,691 S * 12/1993 Milgrom D11/40
D386,440 S * 11/1997 Napper D11/40
D534,303 S * 12/2006 Yando D26/154

OTHER PUBLICATIONS

Macri Pendant Earrings (available online) Retrieved from the internet Dec. 17, 2018 from URL: <http://us.buccellati.com/en/jewelry/icona/macri/macri-pendant-earrings-2>.*

* cited by examiner

Primary Examiner — Kevin K Rudzinski

Assistant Examiner — Richard Kearney

(74) *Attorney, Agent, or Firm* — King & Schickli, PLLC

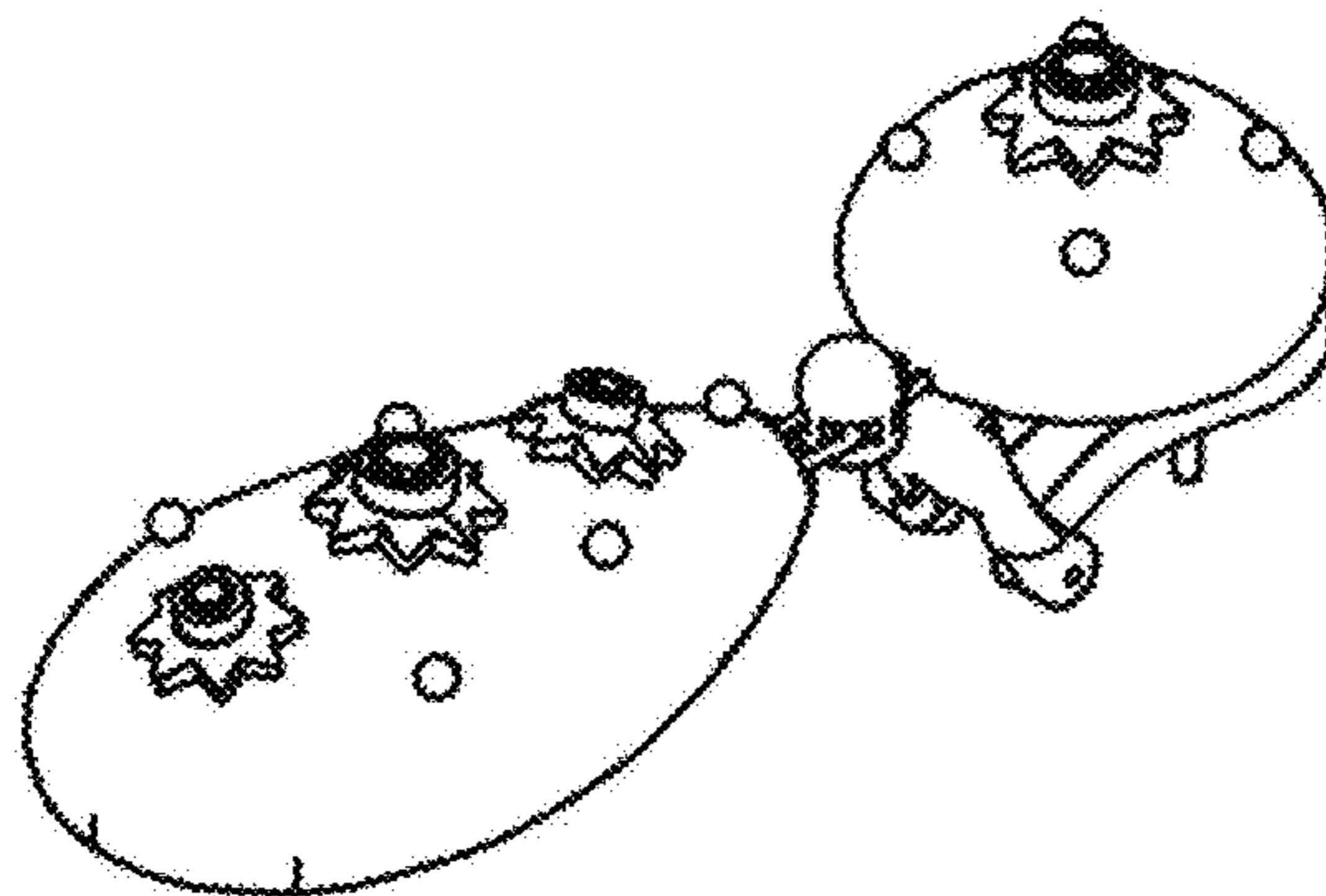
(57) **CLAIM**

The ornamental design for an earring, as shown and described.

DESCRIPTION

FIG. 1 is a front perspective view of an earring, showing my new design;
FIG. 2 is a bottom perspective view thereof;
FIG. 3 is a front view thereof;
FIG. 4 is a top side view thereof;
FIG. 5 is a bottom view thereof;
FIG. 6 is a left side view thereof;
FIG. 7 is a right side view thereof; and,
FIG. 8 is an enlarged top plan view of one of the jewelry gem-like elements shown separate from the earring for completeness of illustration.

1 Claim, 8 Drawing Sheets



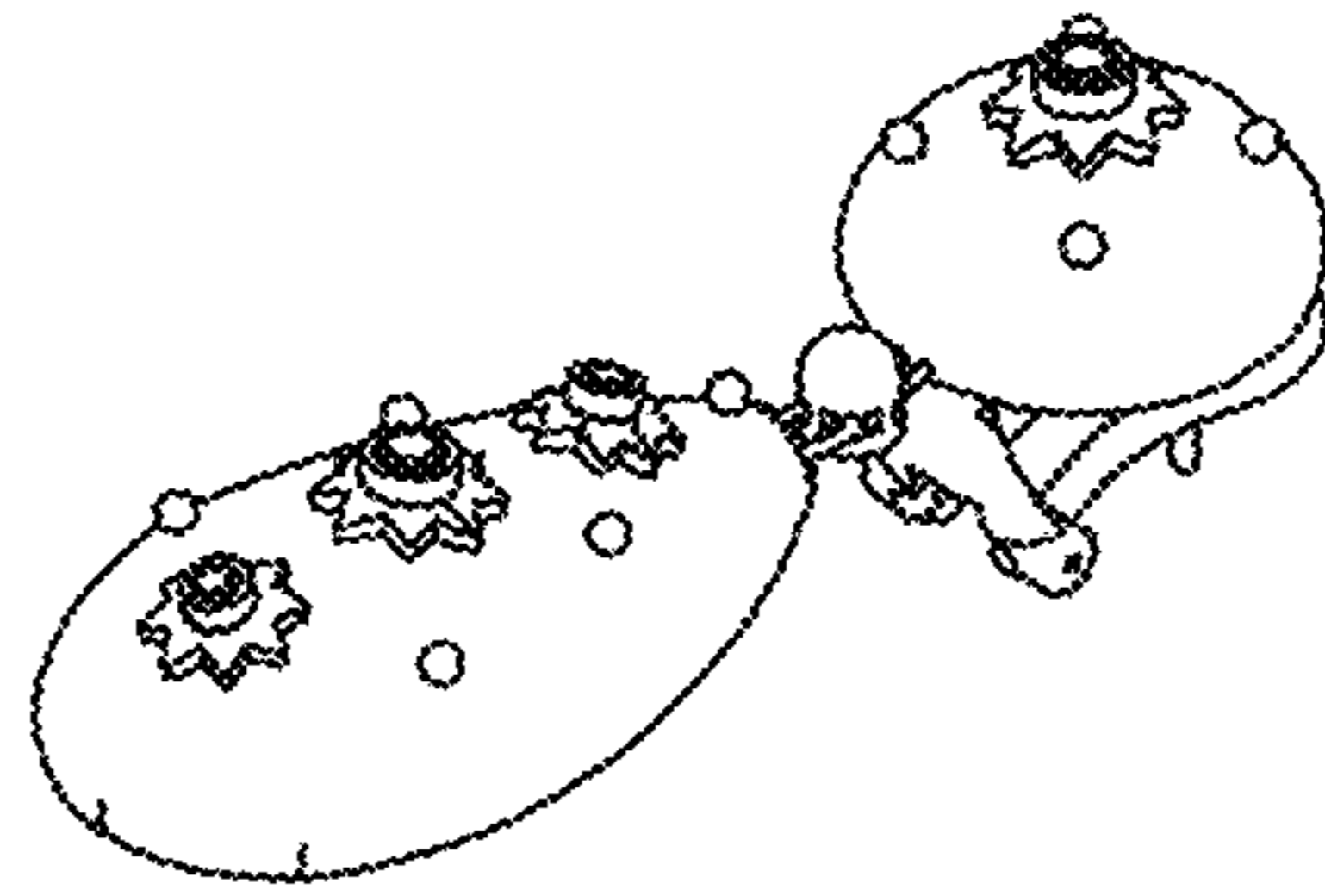


Fig. 1

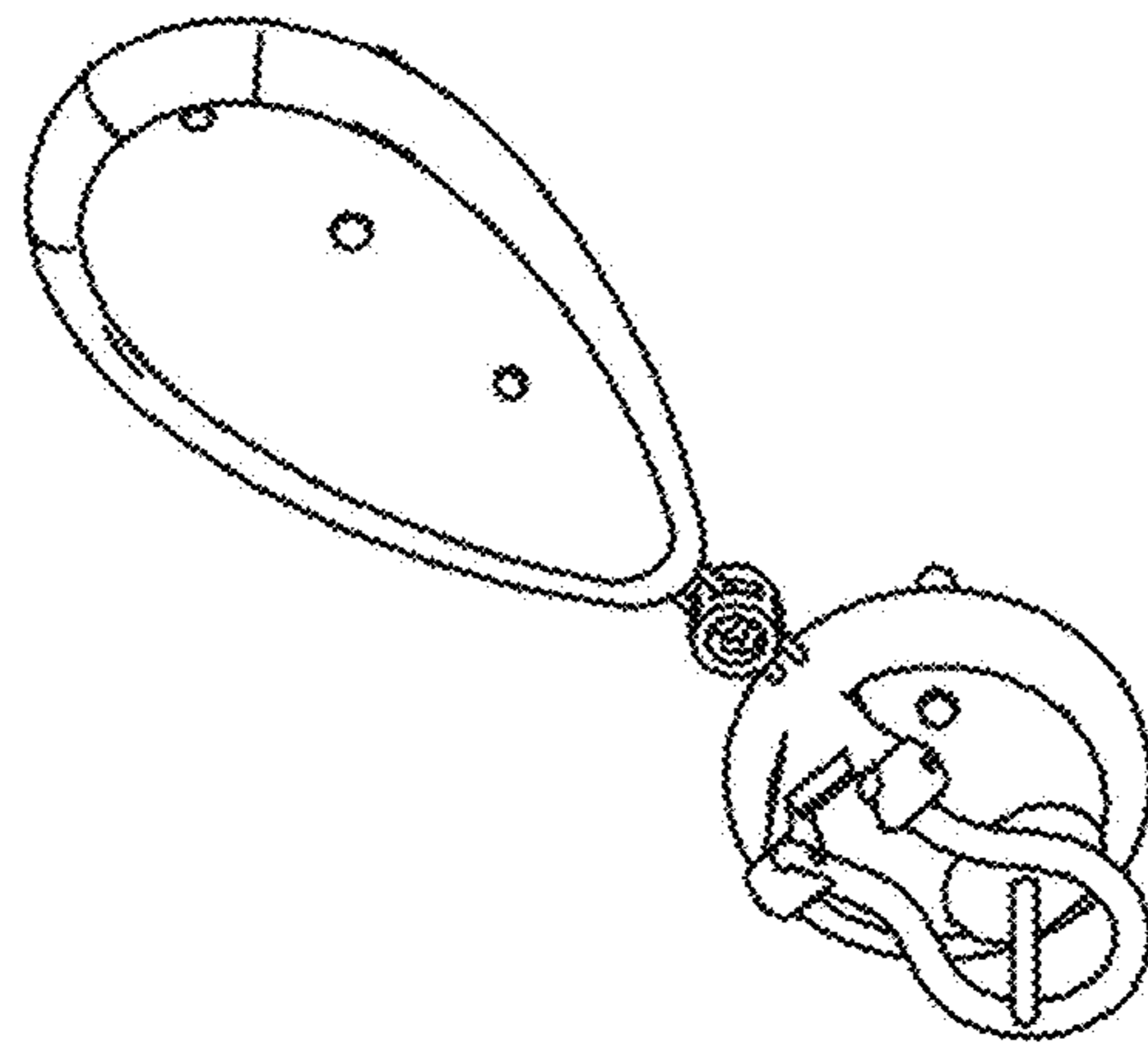


Fig. 2

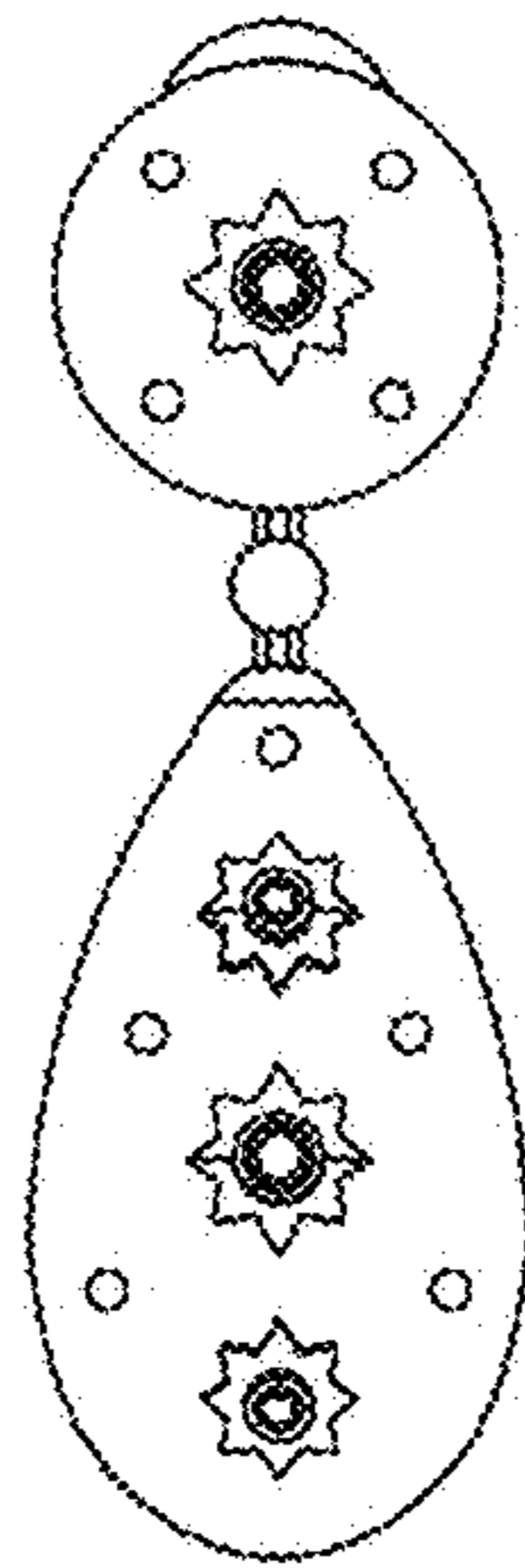


Fig. 3




Fig. 4



Fig. 5

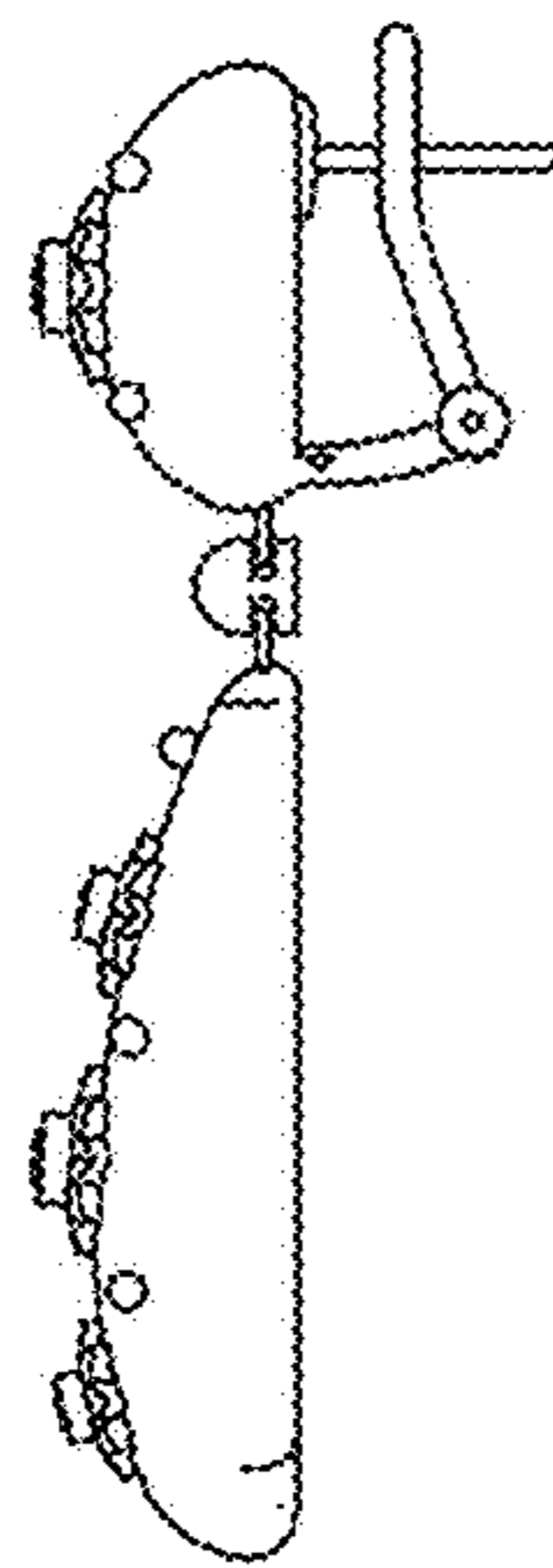


Fig. 6

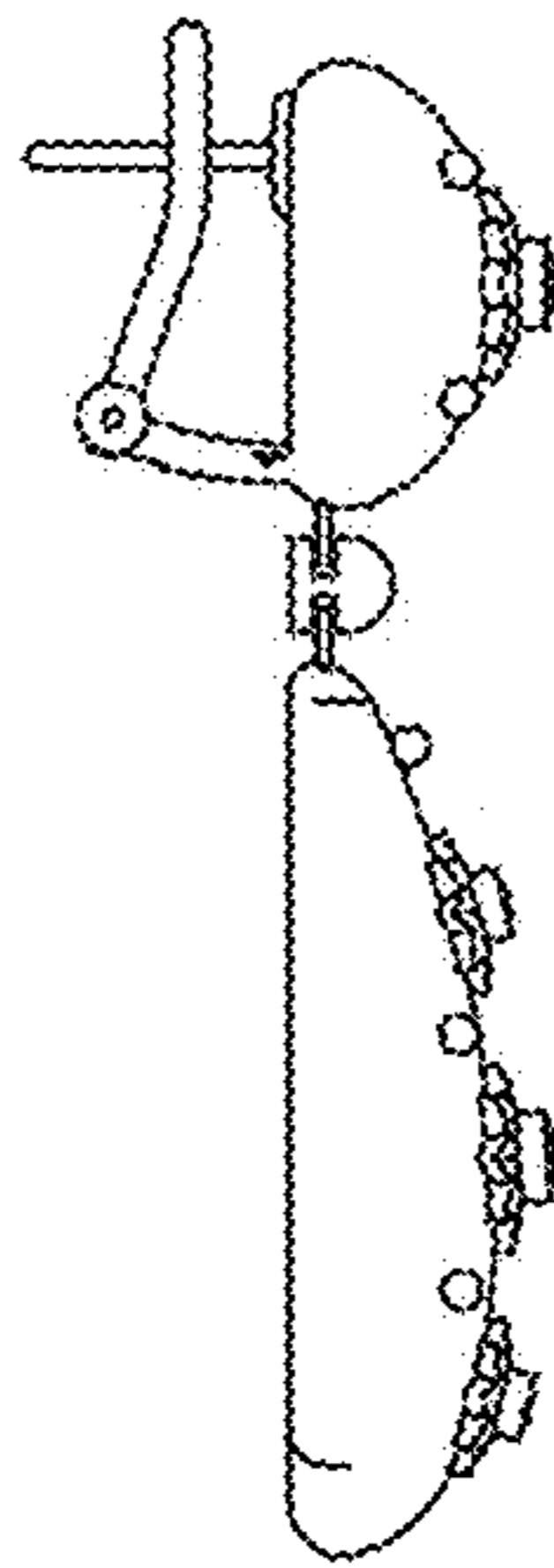


Fig. 7




Fig. 8