



US00D846371S

(12) **United States Design Patent**
Gilbert

(10) **Patent No.:** **US D846,371 S**

(45) **Date of Patent:** **** Apr. 23, 2019**

(54) **GUY LINE TENSIONER**
(71) Applicant: **W. Thor Gilbert**, Carmel, OH (US)
(72) Inventor: **W. Thor Gilbert**, Carmel, OH (US)
(**) Term: **15 Years**

7,856,699 B2 * 12/2010 Sorensen B60P 7/0823
24/129 A
D640,530 S * 6/2011 Perez D8/356
9,636,526 B2 * 5/2017 Galyan A62B 1/14
D791,582 S * 7/2017 Nelson D8/356
D805,879 S * 12/2017 Garcia D8/356
2007/0209165 A1 * 9/2007 Sorensen B60P 7/0823
24/130

(21) Appl. No.: **29/614,147**
(22) Filed: **Aug. 16, 2017**
(51) **LOC (11) Cl.** **08-05**
(52) **U.S. Cl.**
USPC **D8/356**
(58) **Field of Classification Search**
USPC D8/356, 17, 16, 18, 14, 394, 349, 354;
D21/479
CPC F16G 11/12; F16G 11/14; F16G 11/143;
F16G 11/163; B60P 7/0823
See application file for complete search history.

* cited by examiner

Primary Examiner — Philip S Hyder
(74) *Attorney, Agent, or Firm* — John D. Ritchison;
Ritchison Law Offices, PC

(57) **CLAIM**

I claim the ornamental design for a guy line tensioner, as shown and described.

DESCRIPTION

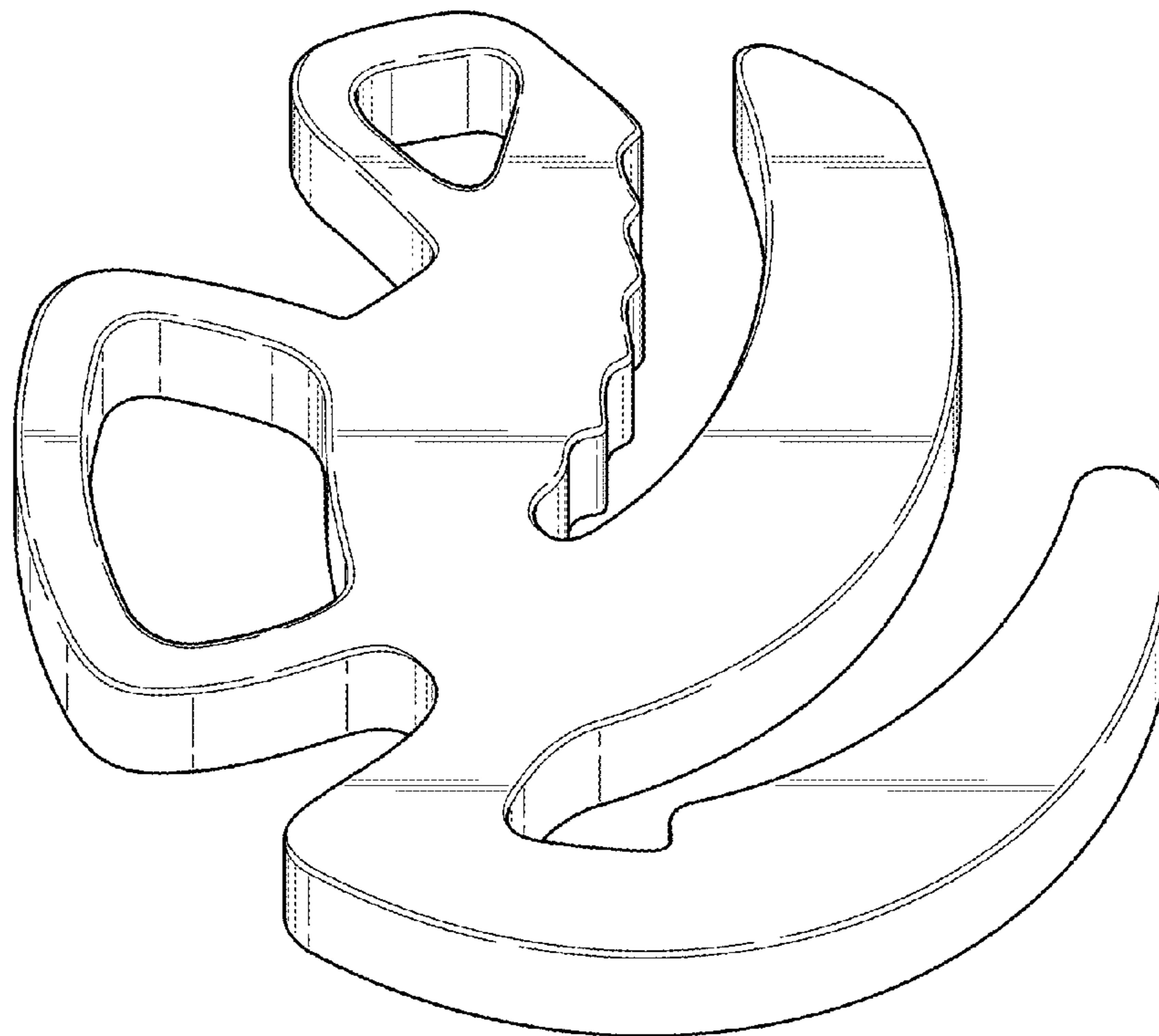
FIG. 1 is a perspective view of a guy line tensioner showing my new design;
FIG. 2 is a top plan view thereof;
FIG. 3 is a bottom view thereof;
FIG. 4 is an end view thereof;
FIG. 5 is an opposite end view thereof;
FIG. 6 is a side view thereof;
FIG. 7 is an opposite side view thereof; and,
FIG. 8 is a side perspective view of the guy line tensioner applied to a rope.
The broken line showing of the rope is provided for purposes of environment and forms no part of the claimed design.

(56) **References Cited**

U.S. PATENT DOCUMENTS

1,426,537 A * 8/1922 Bauer F16G 11/14
24/130
D289,373 S * 4/1987 Kimball 24/130
D292,668 S * 11/1987 Lee 24/129 R
D376,095 S * 12/1996 Curtis D8/356
5,625,925 A * 5/1997 Richards B60P 7/0823
24/129 B
D522,849 S * 6/2006 Dick D8/354
D587,989 S * 3/2009 Johansson D8/356

1 Claim, 8 Drawing Sheets



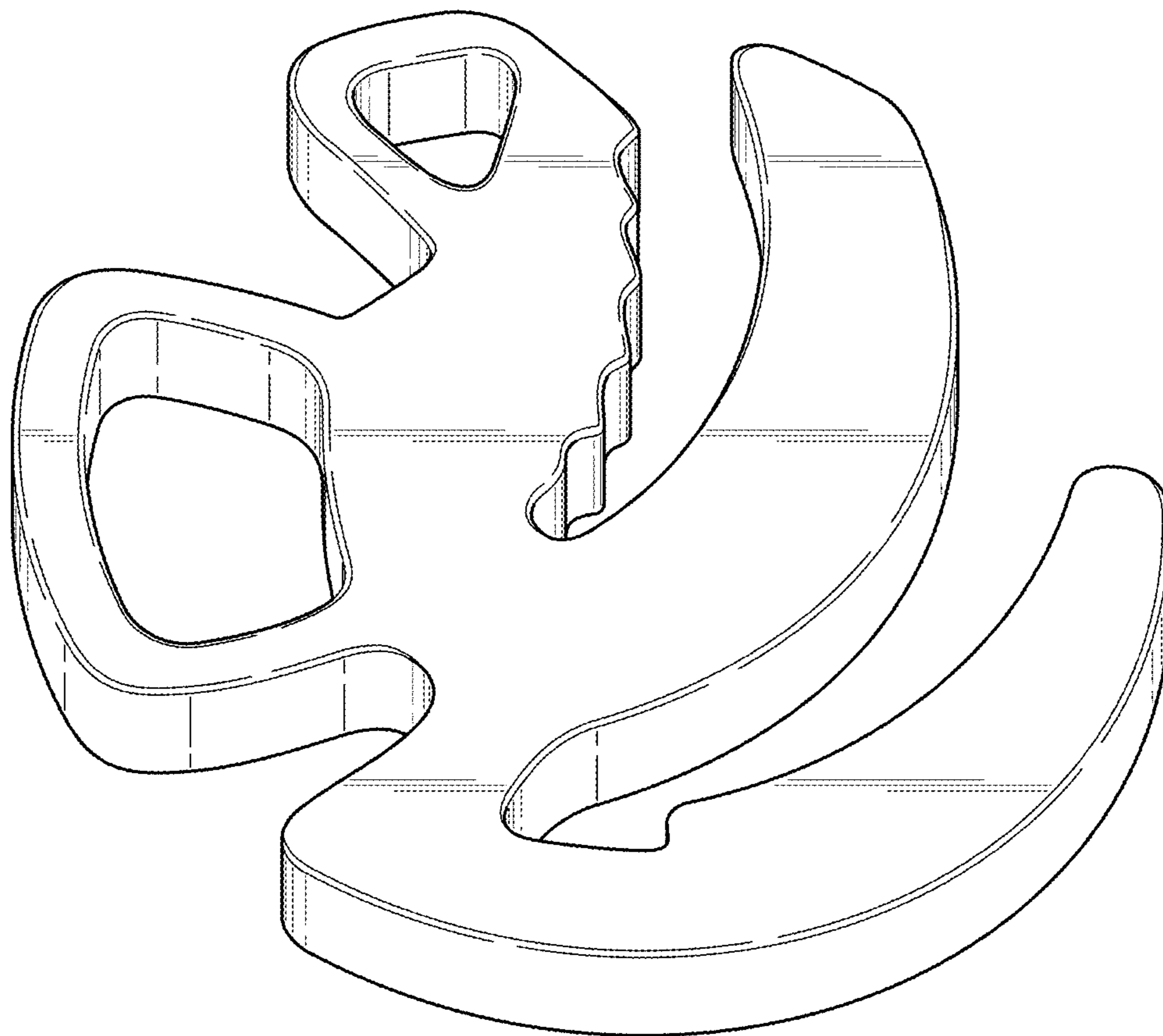


FIG. 1

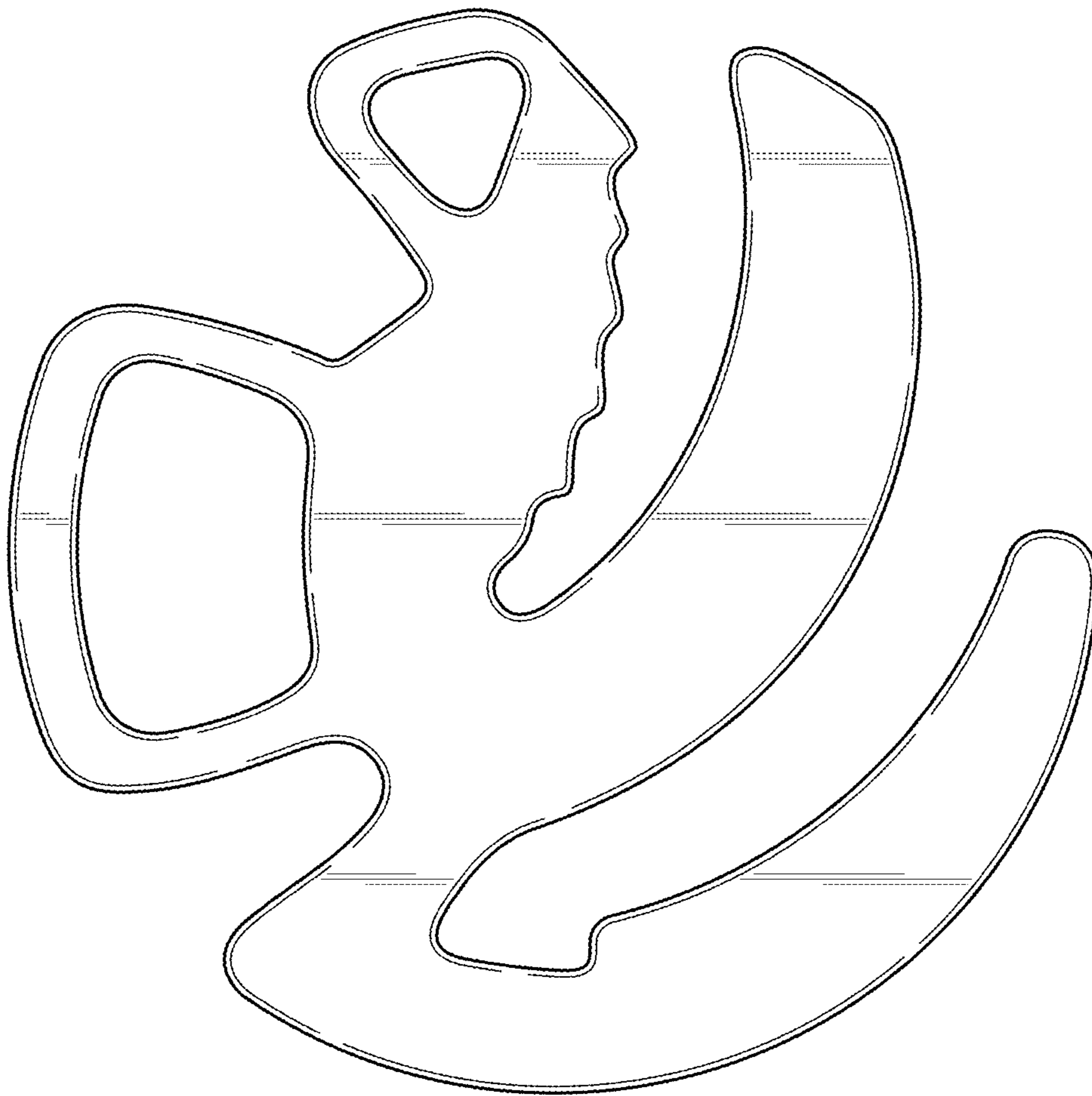


FIG. 2



FIG. 3




FIG. 4

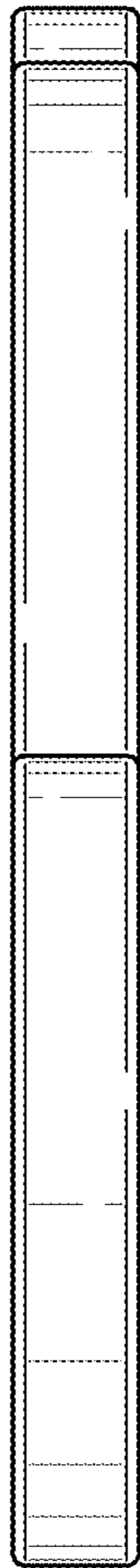


FIG. 5

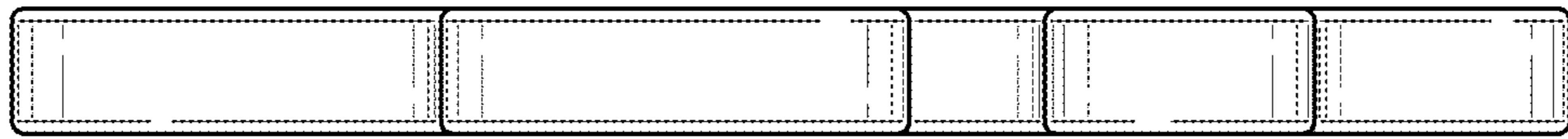


FIG. 6



FIG. 7

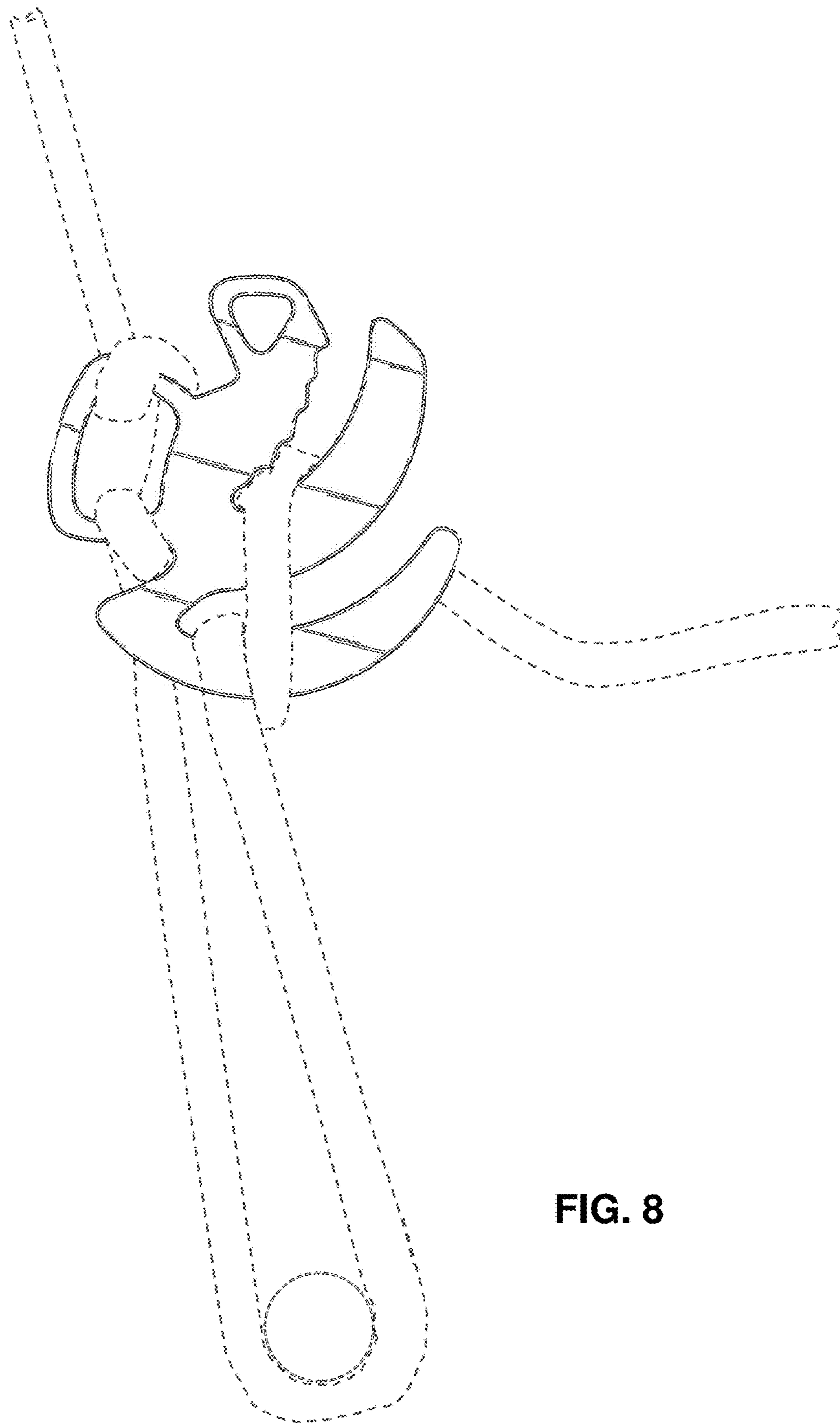


FIG. 8