



US00D846366S

(12) **United States Design Patent**
Kraljic

(10) **Patent No.:** **US D846,366 S**

(45) **Date of Patent:** **** Apr. 23, 2019**

(54) **TEXTURE STAMPER**

(71) Applicant: **Wolter Corp.**, Edgewood, NY (US)

(72) Inventor: **John Kraljic**, Riverhead, NY (US)

(73) Assignee: **WOLTER CORP.**, Edgewood, NJ (US)

(**) Term: **15 Years**

(21) Appl. No.: **29/592,653**

(22) Filed: **Feb. 1, 2017**

(51) **LOC (11) Cl.** **08-02**

(52) **U.S. Cl.**
USPC **D8/77**

(58) **Field of Classification Search**
USPC D8/75, 76, 77, 78, 79, 80, 81, 105
CPC ... B25G 1/00; B25G 1/01; B25G 1/02; B25D
1/00; B25D 1/10; B25D 1/02; B25D
1/04; B25F 1/00; B25F 1/006
See application file for complete search history.

(56) **References Cited**

U.S. PATENT DOCUMENTS

D179,018 S * 10/1956 Lowe D8/77
3,942,567 A * 3/1976 Richilano B22D 19/00
81/19

D350,269 S * 9/1994 Majors D8/77
D418,276 S * 1/2000 Bengtsson D2/731
D579,298 S * 10/2008 Moxey D8/77
D779,906 S * 2/2017 Kraljic D8/77

* cited by examiner

Primary Examiner — Philip S Hyder

(74) *Attorney, Agent, or Firm* — Scully Scott Murphy and Presser

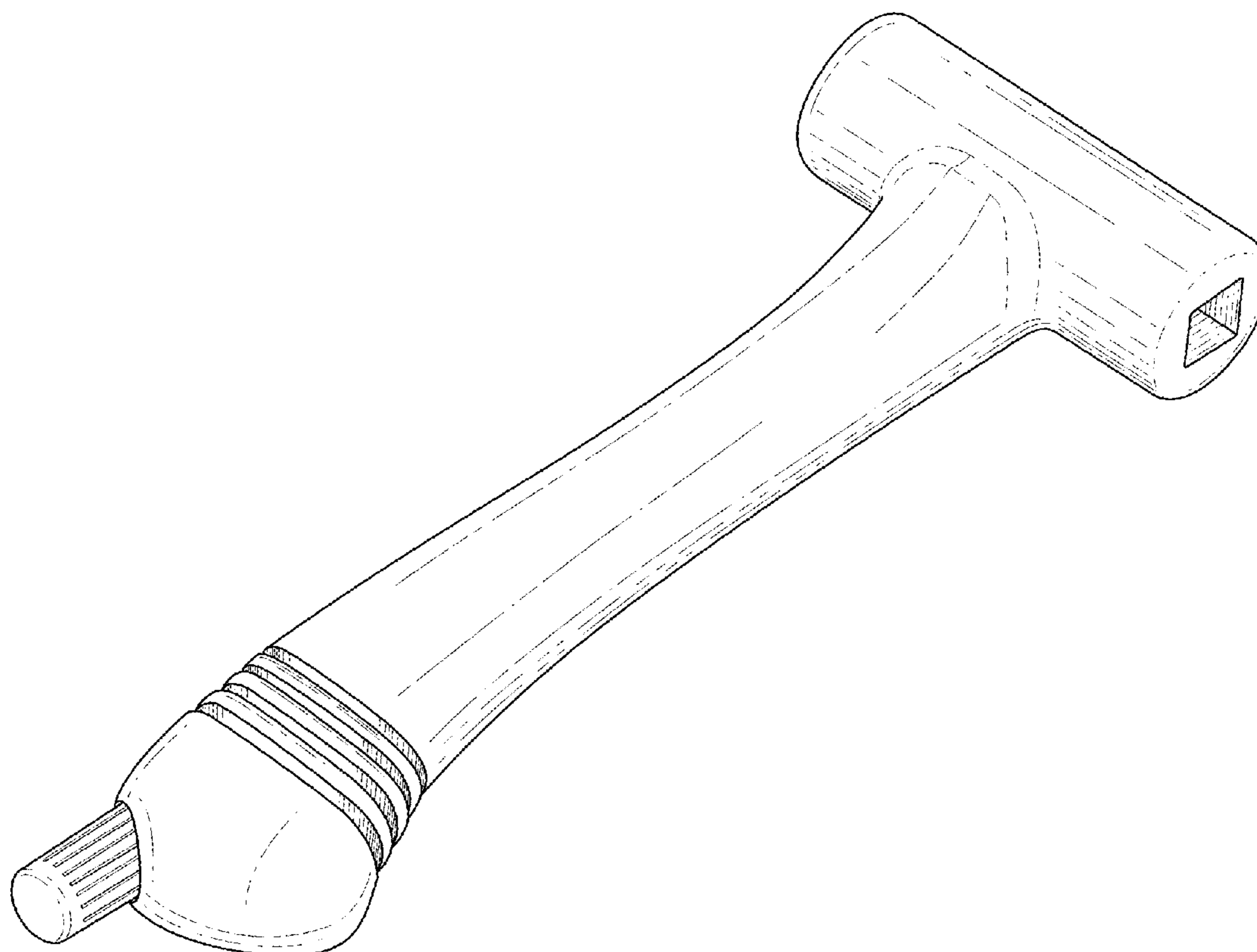
(57) **CLAIM**

The ornamental design for a texture stamper, as shown.

DESCRIPTION

FIG. 1 is a perspective view of a texture stamper, showing our new design;
FIG. 2 is a top plan view thereof;
FIG. 3 is a bottom plan view thereof;
FIG. 4 is a front elevational thereof;
FIG. 5 is a rear elevational thereof;
FIG. 6 is a right side elevational view thereof; and,
FIG. 7 is a left side elevational view thereof.

1 Claim, 5 Drawing Sheets



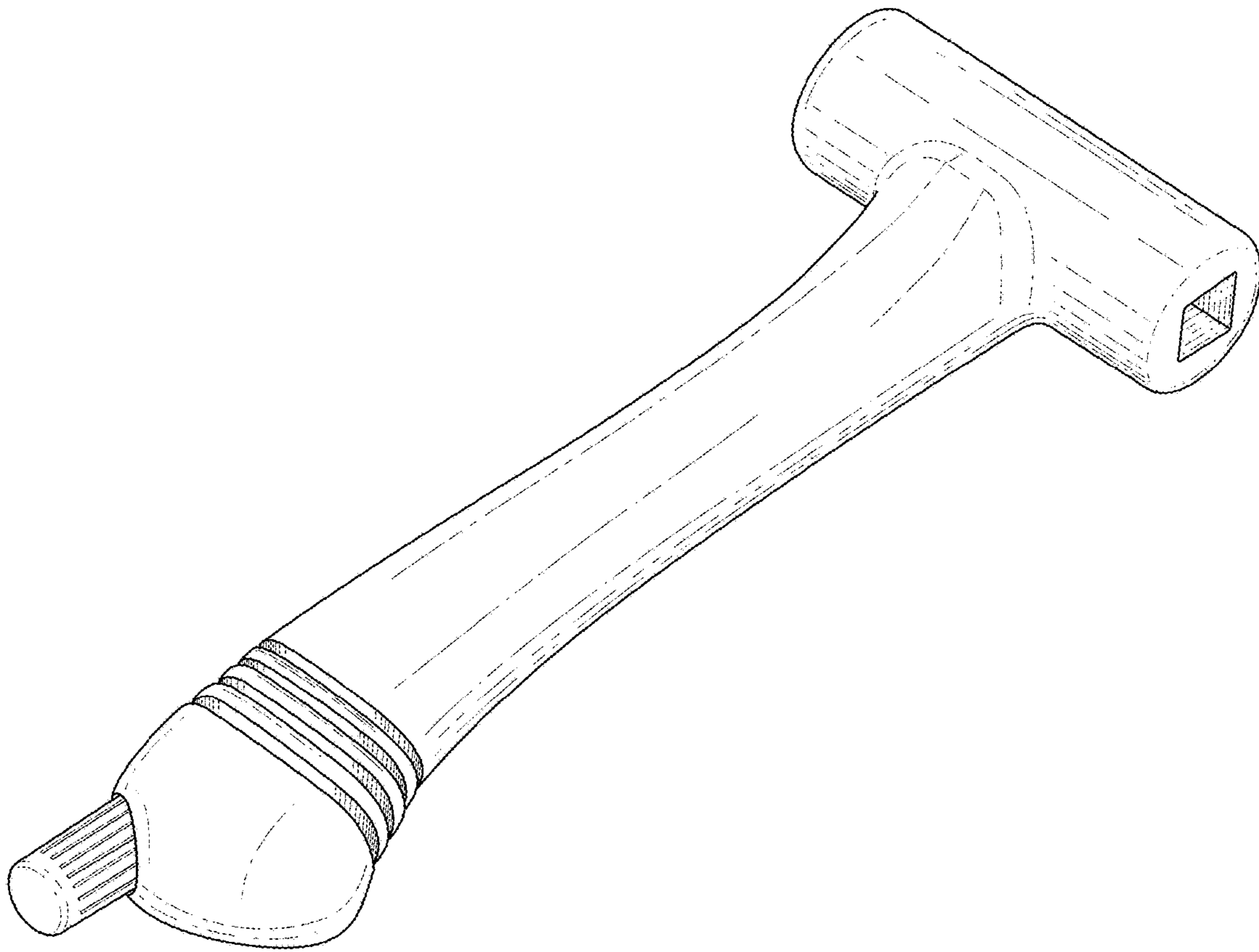


Fig.1




Fig. 2

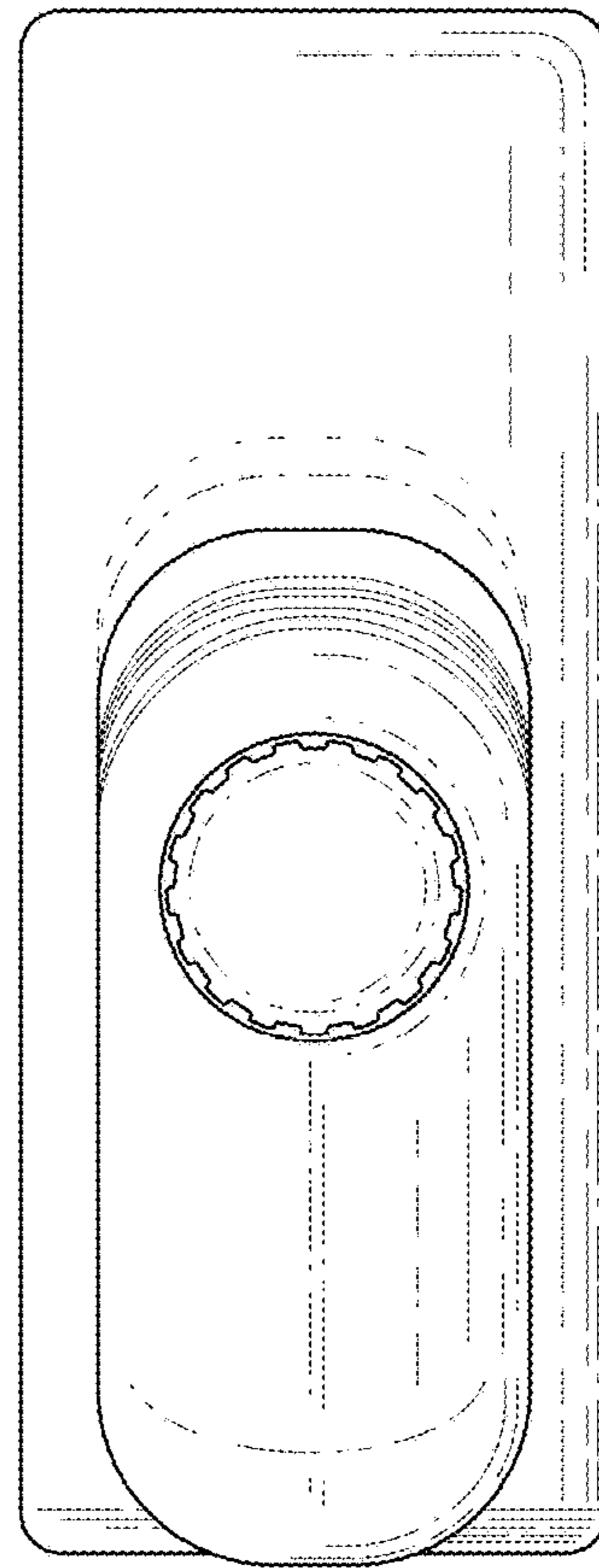


Fig. 3

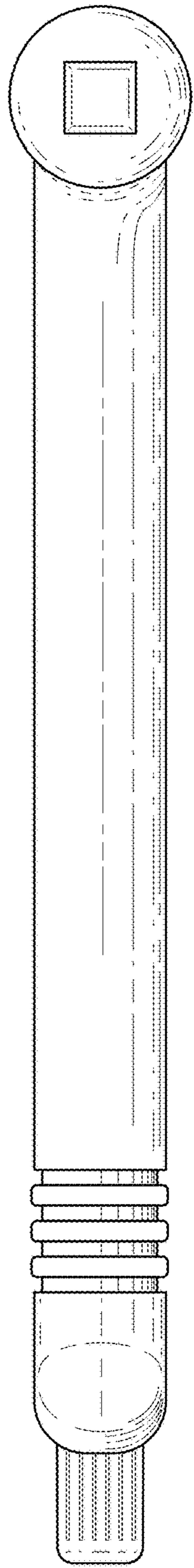


Fig. 4




Fig. 5

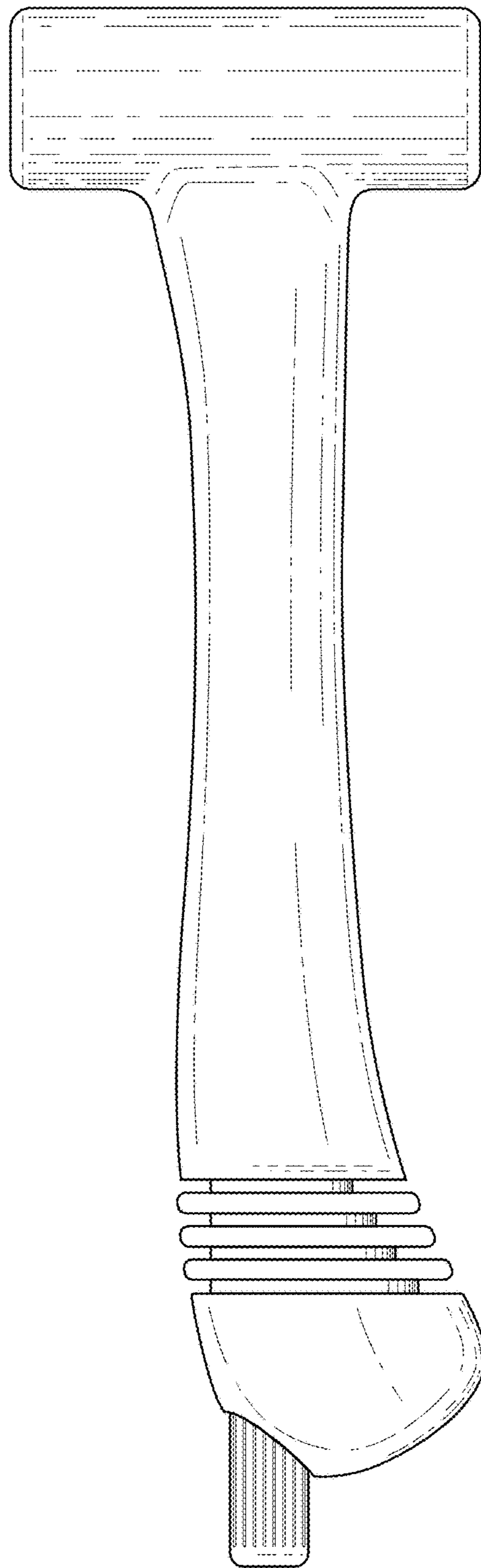


Fig. 6

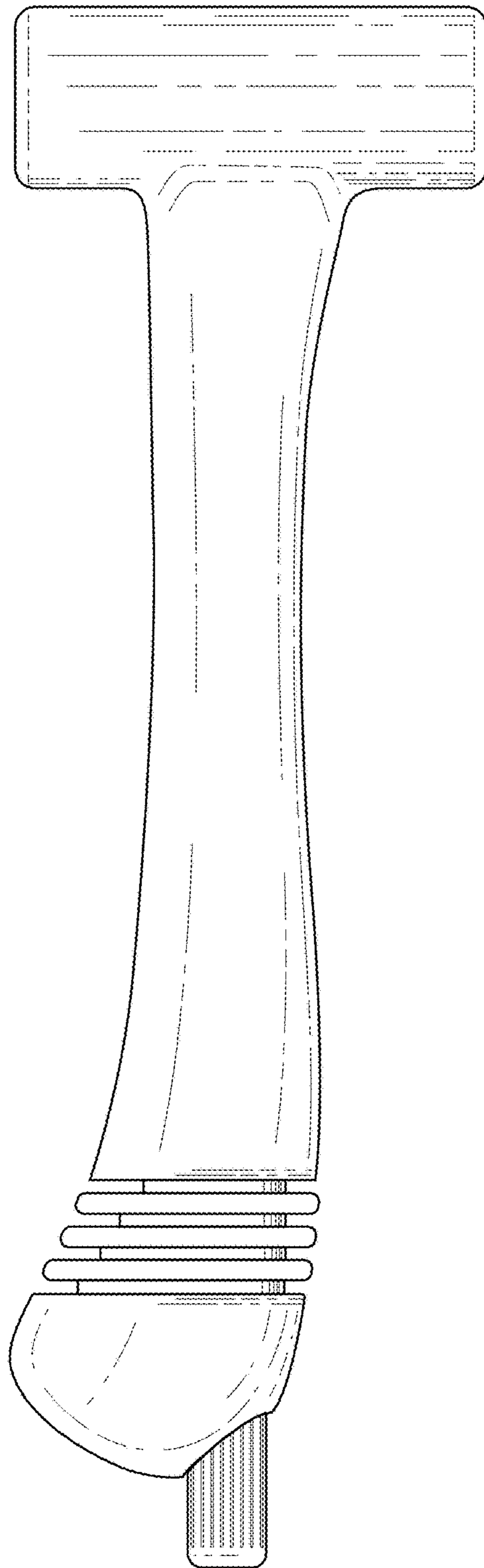


Fig. 7