



US00D846326S

(12) **United States Design Patent**  
**Owen**

(10) **Patent No.:** **US D846,326 S**

(45) **Date of Patent:** **\*\* Apr. 23, 2019**

- (54) **PULL STRAP FOR A RECLINING SEAT**
- (71) Applicant: **SHANGHAI INDUSTRIES GROUP, LTD.**, Shanghai (CN)
- (72) Inventor: **Benny Mack Owen**, New Albany, MS (US)
- (73) Assignee: **SHANGHAI INDUSTRIES GROUP, LTD.**, Shanghai (CN)

- D331,652 S \* 12/1992 Wu ..... D12/178
- D339,090 S \* 9/1993 Gardenhour, Jr. .... D12/114
- 5,277,080 A 1/1994 Roelle
- 5,292,170 A 3/1994 LaPointe et al.
- 5,351,365 A 10/1994 Hauck
- D363,653 S \* 10/1995 Tisbo ..... D8/10
- D367,949 S 3/1996 Vallance
- D380,423 S 7/1997 Martellacci et al.
- D381,375 S \* 7/1997 Spear ..... D21/532
- D398,818 S \* 9/1998 Tisbo ..... D8/8
- 5,823,614 A 10/1998 Johnson et al.

(Continued)

(\*\*) Term: **15 Years**

*Primary Examiner* — Kevin K Rudzinski

*Assistant Examiner* — Paul D Bohannon

(21) Appl. No.: **29/613,013**

(74) *Attorney, Agent, or Firm* — Marshall, Gerstein & Borun LLP

(22) Filed: **Aug. 7, 2017**

(51) **LOC (11) Cl.** ..... **06-06**

(57) **CLAIM**

(52) **U.S. Cl.**  
USPC ..... **D6/716.7**

The ornamental design for a pull strap for a reclining seat, as shown and described.

(58) **Field of Classification Search**  
USPC .... D6/702, 709.18, 709.2, 709.21, 710, 716, D6/716.6, 716.7; D8/8, 10; D12/114; D15/24, 25; D21/532  
CPC . B25G 1/01; B25G 1/06; B25G 1/102; B25G 3/10; B25G 3/20; A01B 1/026; A63B 21/00043; E01H 5/12; B62B 3/007; B62B 2202/52  
See application file for complete search history.

**DESCRIPTION**

FIG. 1 is a front perspective view of a pull strap for a reclining seat of the present invention;  
FIG. 2 is a front elevation view of the invention illustrated in FIG. 1;  
FIG. 3 is a rear elevation view of the invention illustrated in FIG. 1;  
FIG. 4 is a left side view of the invention illustrated in FIG. 1;  
FIG. 5 is a right side view of the invention illustrated in FIG. 1;  
FIG. 6 is a top view of the invention illustrated in FIG. 1; and,  
FIG. 7 is a bottom view of the invention illustrated in FIG. 1.

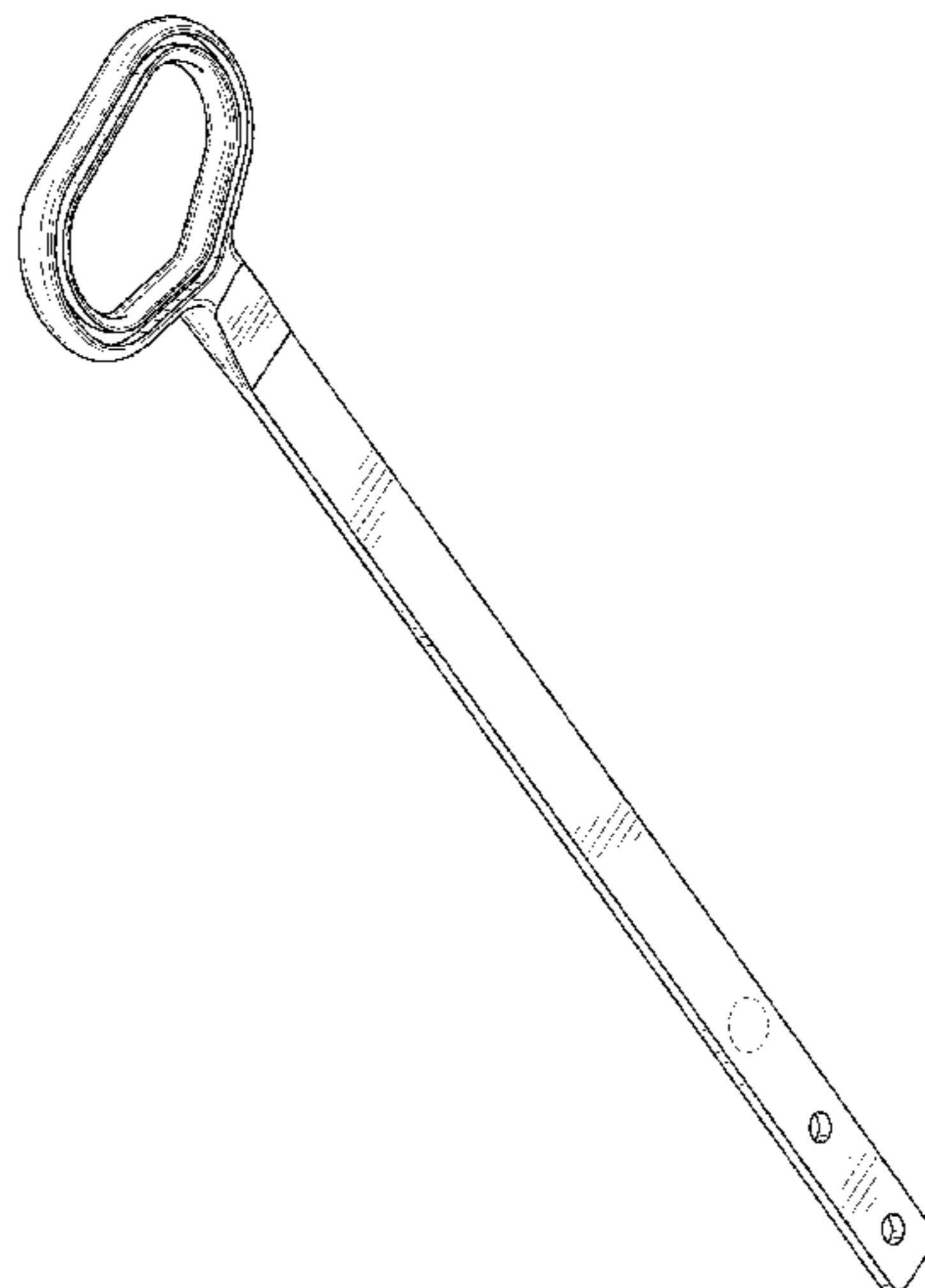
The broken lines in the drawings illustrate environment, namely hardware for use in combination with the pull strap for a reclining seat, and form no part of the claimed design.

**1 Claim, 3 Drawing Sheets**

(56) **References Cited**

U.S. PATENT DOCUMENTS

- 1,519,892 A \* 12/1924 Webster ..... B25G 1/06 294/57
- 2,000,659 A \* 5/1935 Carbonara ..... G01B 3/1071 16/422
- D115,159 S \* 6/1939 Nelson ..... D8/10
- 2,759,390 A 8/1956 Edwards
- 3,042,449 A 7/1962 Hutchinson et al.
- 3,408,699 A 11/1968 Reynolds
- 5,056,862 A 10/1991 May et al.
- 5,107,720 A 4/1992 Hatfield



(56)

References Cited

U.S. PATENT DOCUMENTS

D401,833 S \* 12/1998 Whitehead ..... D8/107  
 5,971,475 A 10/1999 Lawson et al.  
 D479,162 S \* 9/2003 Skibo ..... D12/114  
 6,866,617 B2 3/2005 Chen  
 7,708,346 B2 5/2010 White et al.  
 8,152,232 B2 4/2012 Colboch  
 8,672,380 B2 3/2014 Carter et al.  
 8,845,014 B2 9/2014 Wong  
 8,944,443 B2 \* 2/2015 Lin ..... A63B 55/61  
 280/62  
 9,044,095 B2 6/2015 Colboch  
 D738,662 S 9/2015 Owens et al.  
 9,145,154 B1 \* 9/2015 Horowitz ..... B62B 3/025  
 D777,990 S 1/2017 Mathews, Jr.  
 D780,542 S \* 3/2017 Rojas ..... D8/10  
 D783,614 S \* 4/2017 Hao ..... D12/114  
 9,610,470 B1 \* 4/2017 Eshet ..... A63B 21/026  
 9,943,953 B2 \* 4/2018 Fritz ..... B25G 3/20  
 9,969,074 B2 \* 5/2018 Flaherty ..... B25G 1/01  
 10,077,062 B2 \* 9/2018 Bowman ..... B62B 3/007  
 10,081,380 B2 \* 9/2018 Fitzwater ..... B62B 3/022  
 10,131,049 B1 \* 11/2018 Oas ..... B25G 1/01  
 10,131,499 B1 \* 11/2018 Porche, Jr. .... B65G 7/12  
 2007/0015643 A1 \* 1/2007 Kung ..... A63B 21/0004  
 482/126  
 2007/0019312 A1 1/2007 Hu  
 2009/0284032 A1 \* 11/2009 Nicol ..... A62C 33/00  
 294/26  
 2012/0053027 A1 \* 3/2012 Hetrick ..... A63B 21/00185  
 482/124  
 2012/0256468 A1 10/2012 Owens et al.  
 2017/0036570 A1 2/2017 Espinosa et al.

\* cited by examiner

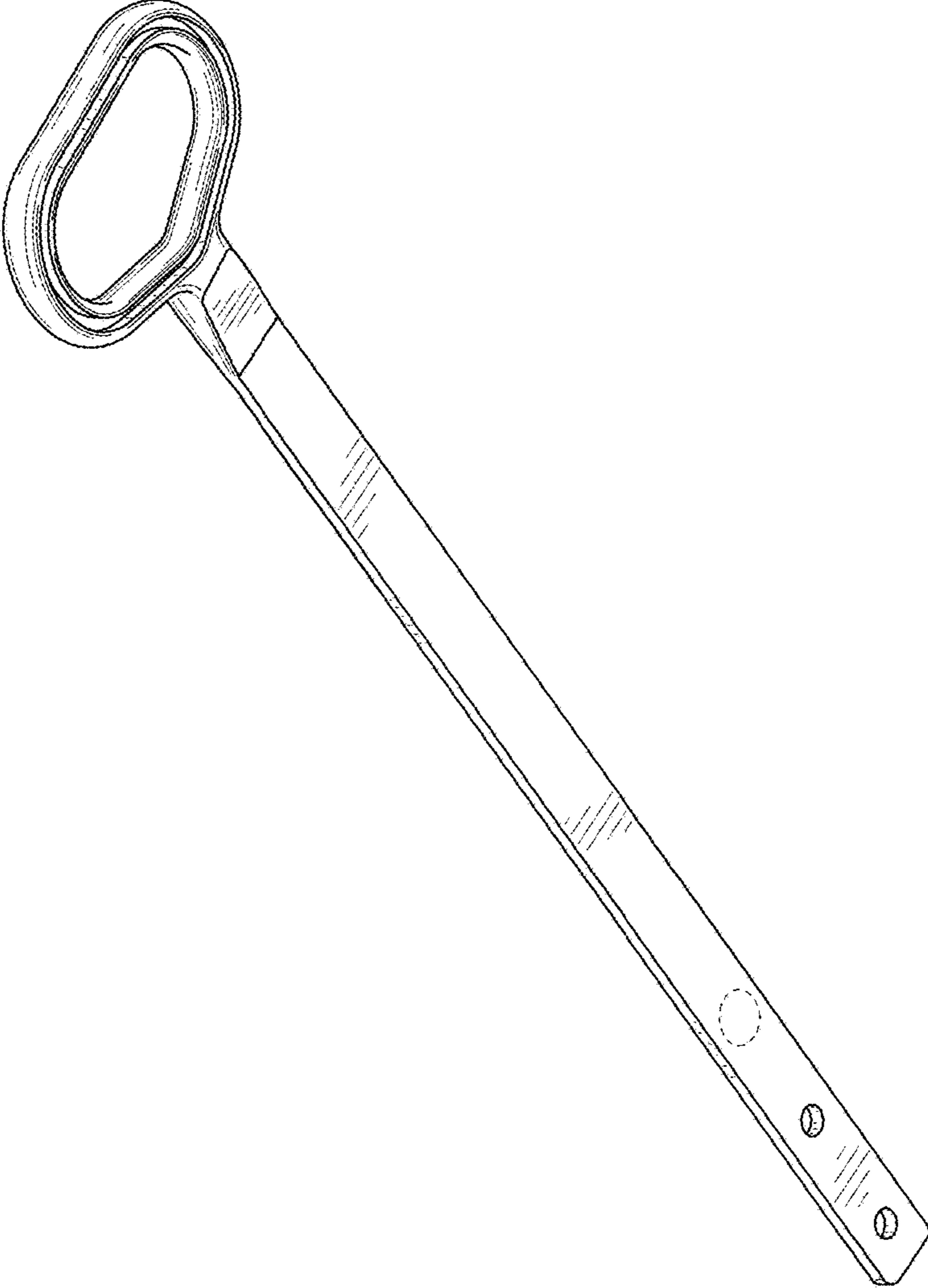


FIG. 1

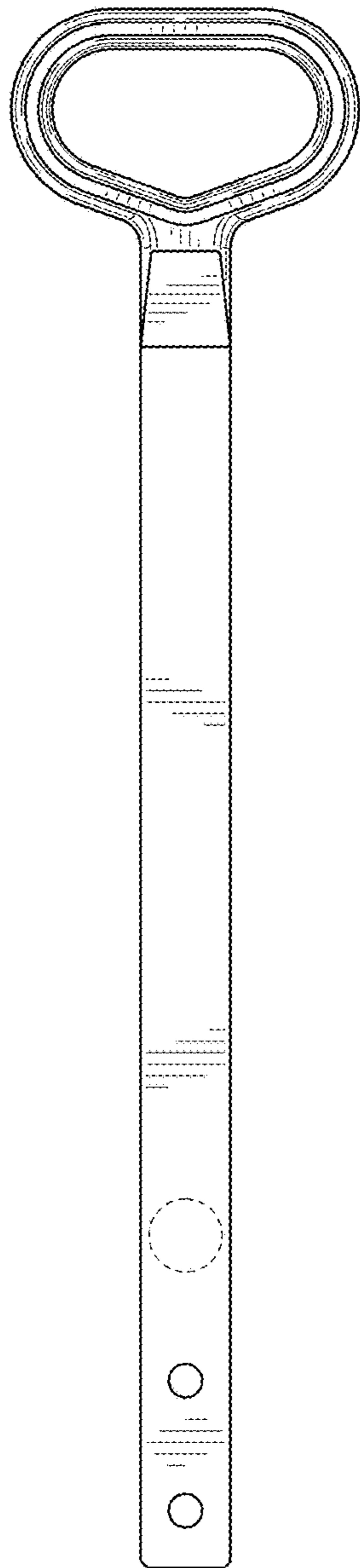


FIG. 2

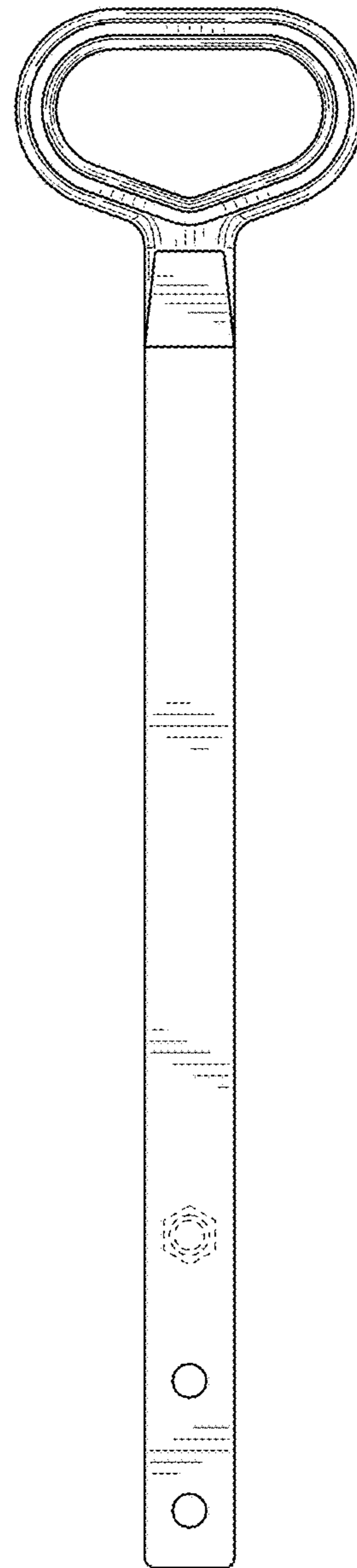


FIG. 3




FIG. 4

FIG. 5




FIG. 6




FIG. 7