



US00D846323S

(12) **United States Design Patent** (10) **Patent No.:** **US D846,323 S**  
**Hartman et al.** (45) **Date of Patent:** **\*\* Apr. 23, 2019**

(54) **DIVIDER MEMBER FOR PRODUCT DISPLAY SHELF**

(71) Applicant: **B-O-F CORPORATION**, Aurora, IL (US)

(72) Inventors: **Joshua Hartman**, Sandwich, IL (US);  
**Joseph Coretti, Jr.**, Wheaton, IL (US);  
**Edwin Albarran**, Chicago, IL (US);  
**Julio Rubio**, Joliet, IL (US)

(73) Assignee: **B-O-F CORPORATION**, Aurora, IL (US)

(\*\*) Term: **15 Years**

(21) Appl. No.: **29/618,663**

(22) Filed: **Sep. 22, 2017**

(51) **LOC (11) Cl.** ..... **06-06**

(52) **U.S. Cl.**  
USPC ..... **D6/706**

(58) **Field of Classification Search**  
USPC ..... D6/672-673, 678, 680.2, 680.3, 682.1,  
D6/705, 705.2, 706  
CPC ..... A47B 57/583; A47F 5/005; A47F 5/0018;  
A47F 5/0025; A47F 5/0068  
See application file for complete search history.

(56) **References Cited**

**U.S. PATENT DOCUMENTS**

3,198,340	A	8/1965	Tokash	
D243,674	S	3/1977	Dallaire	
4,613,047	A	9/1986	Bushyhead et al.	
5,160,051	A	11/1992	Bustos	
5,938,048	A	8/1999	Carroll et al.	
D458,781	S *	6/2002	Cook	D6/706

(Continued)

**FOREIGN PATENT DOCUMENTS**

WO WO-2009/097655 A1 8/2009

*Primary Examiner* — Kelley A Donnelly  
(74) *Attorney, Agent, or Firm* — Marshall, Gerstein & Borun LLP

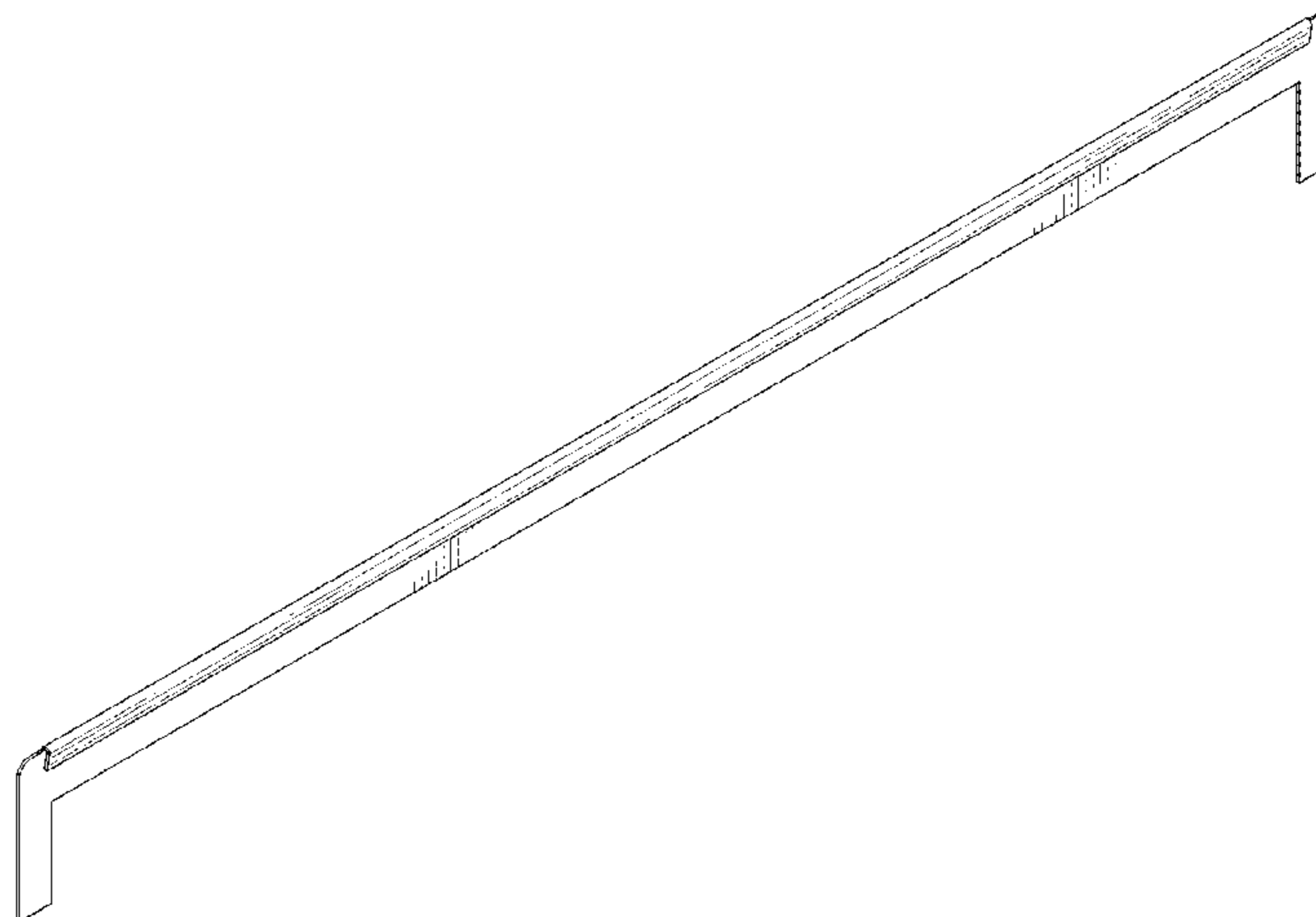
(57) **CLAIM**

The ornamental design for a divider member for product display shelf, as shown and described.

**DESCRIPTION**

FIG. 1 is a front and right side perspective view of a divider member for product display shelf of a first embodiment of the present invention;  
FIG. 2 is a right side view of the divider member for product display shelf illustrated in FIG. 1;  
FIG. 3 is a left side view of the divider member for product display shelf illustrated in FIG. 1;  
FIG. 4 is a front view of the divider member for product display shelf illustrated in FIG. 1;  
FIG. 5 is a rear view of the divider member for product display shelf illustrated in FIG. 1;  
FIG. 6 is a top view of the divider member for product display shelf illustrated in FIG. 1;  
FIG. 7 is a bottom view of the divider member for product display shelf illustrated in FIG. 1;  
FIG. 8 is a front and right side perspective view of a divider member for product display shelf of a second embodiment of the present invention;  
FIG. 9 is a right side view of the divider member for product display shelf illustrated in FIG. 8;  
FIG. 10 is a left side view of the divider member for product display shelf illustrated in FIG. 8;  
FIG. 11 is a front view of the divider member for product display shelf illustrated in FIG. 8;  
FIG. 12 is a rear view of the divider member for product display shelf illustrated in FIG. 8;  
FIG. 13 is a top view of the divider member for product display shelf illustrated in FIG. 8; and,  
FIG. 14 is a bottom view of the divider member for product display shelf illustrated in FIG. 8.

**1 Claim, 10 Drawing Sheets**



(56)

**References Cited**

U.S. PATENT DOCUMENTS

7,124,897	B2	10/2006	Bustos	
D545,092	S	6/2007	Knorring, Jr. et al.	
8,556,092	B2 *	10/2013	Valiulis .....	A47F 5/005 108/61
8,579,124	B2 *	11/2013	Ferry .....	B65D 5/0015 211/126.16
D702,068	S	4/2014	Mitten et al.	
D707,994	S *	7/2014	Le .....	D6/706
D745,796	S *	12/2015	Zeidner .....	D6/706
D760,519	S *	7/2016	Le .....	D6/706
D808,206	S *	1/2018	Zeidner .....	D6/706
D817,678	S *	5/2018	Arthur .....	D6/714
D819,732	S *	6/2018	Nilsson .....	D19/34.1
D831,394	S *	10/2018	Brooks .....	D6/706
2005/0133471	A1 *	6/2005	Squitieri .....	A47F 1/12 211/59.2
2006/0283819	A1	12/2006	Larsen et al.	
2010/0252519	A1 *	10/2010	Hanners .....	A47F 5/005 211/184
2015/0164244	A1 *	6/2015	Zeidner .....	A47F 5/005 211/184
2015/0223620	A1 *	8/2015	Nilsson .....	A47F 5/005 211/59.4
2016/0131311	A1 *	5/2016	Qin .....	F21S 4/28 362/92
2018/0006412	A1 *	1/2018	Leaverton .....	A47F 3/001

\* cited by examiner

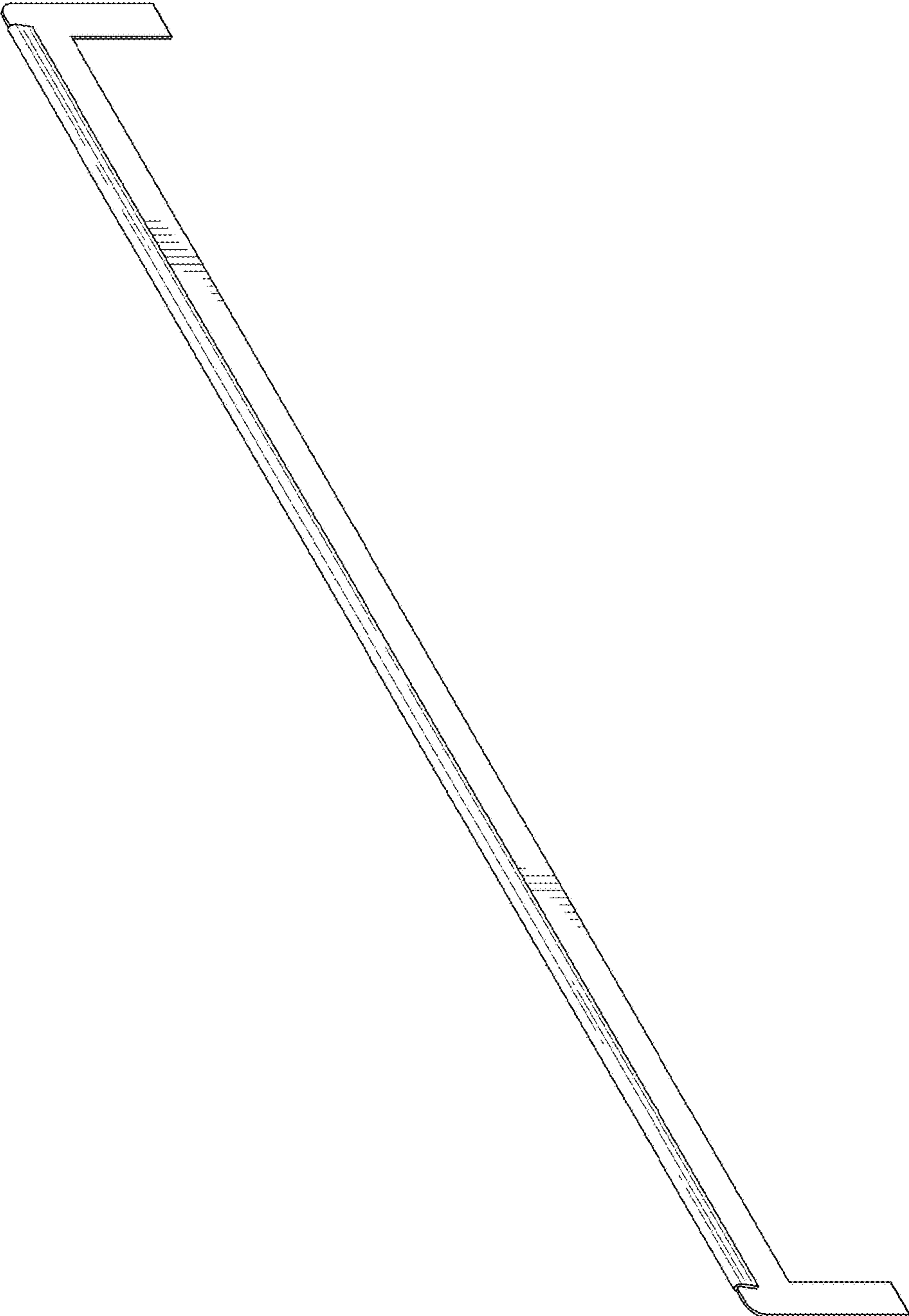


FIG.1




FIG. 2




FIG. 3




FIG. 4




FIG. 5



FIG. 6



FIG. 7

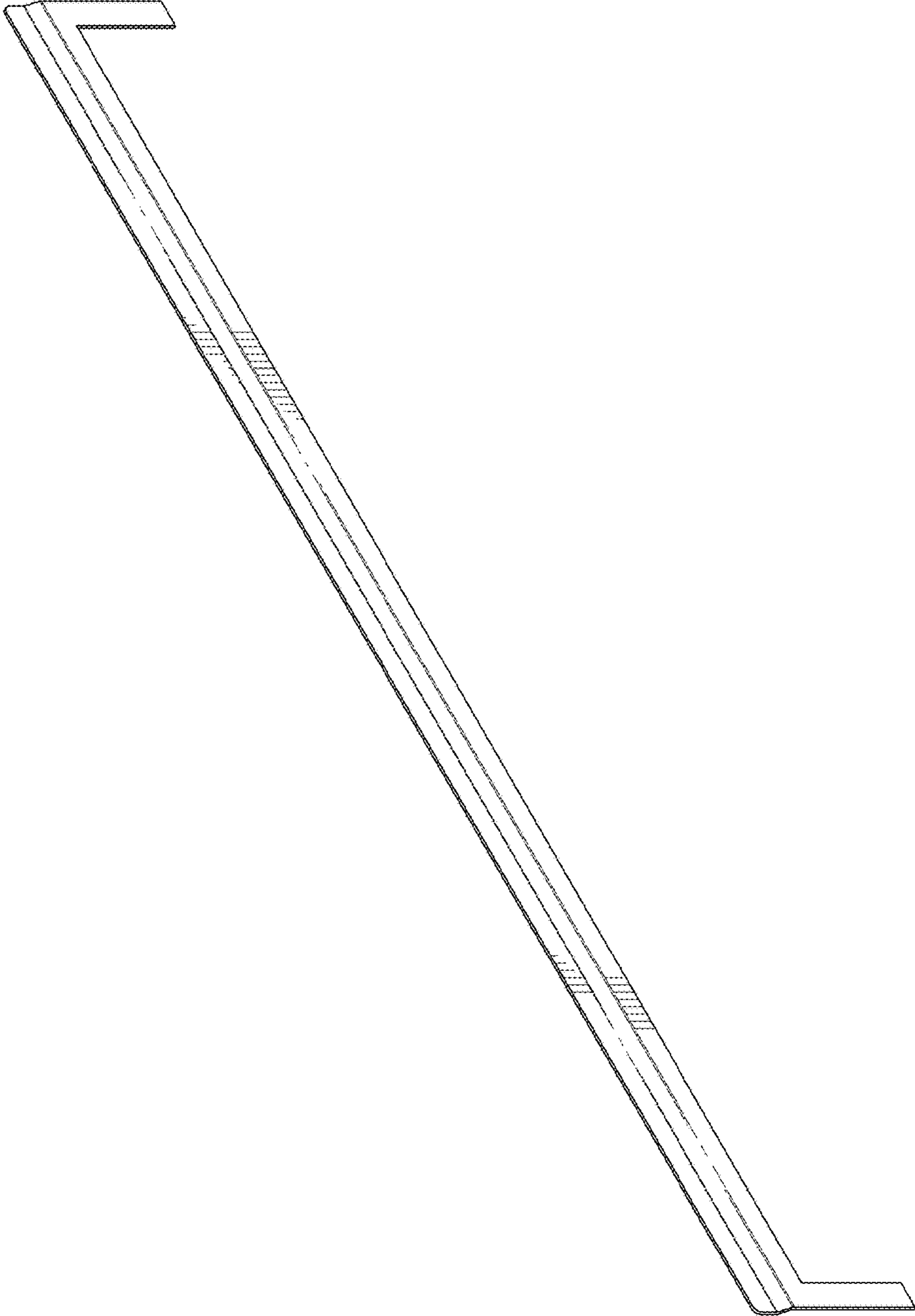


FIG. 8






FIG. 9




FIG. 10




FIG. 11




FIG. 12



FIG. 13

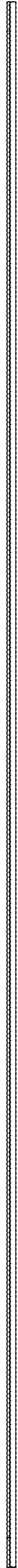


FIG. 14