



US00D846311S

(12) **United States Design Patent** (10) **Patent No.:** **US D846,311 S**
Terry (45) **Date of Patent:** **** Apr. 23, 2019**

(54) **U-SHAPED BODY PILLOW** 6,532,611 B1 * 3/2003 Day A47C 7/383
5/636

(71) Applicant: **Afioga Terry**, Ocean Park, WA (US) 6,751,817 B1 6/2004 Leach
6,810,545 B1 * 11/2004 Darling A47D 13/08
5/630

(72) Inventor: **Afioga Terry**, Ocean Park, WA (US) 7,353,552 B2 4/2008 Leach
7,540,050 B1 6/2009 Nazer
D597,364 S * 8/2009 Lindgren D6/601
D599,603 S 9/2009 Berland et al.
7,810,191 B2 10/2010 Littlehom
D663,002 S * 7/2012 Zucchelli D21/803
D666,861 S * 9/2012 Phillips D6/601
D727,069 S * 4/2015 Ahroon D3/295
D770,806 S * 11/2016 Canna D6/601
D796,869 S * 9/2017 Higashi D6/601
2007/0271703 A1 * 11/2007 Matthews Brown .. A47D 13/08
5/636

(**) Term: **15 Years** 2008/0148487 A1 6/2008 Lord
2016/0183685 A1 * 6/2016 Kang A47C 7/383
5/639

(21) Appl. No.: **29/577,417**

(22) Filed: **Sep. 13, 2016**

(51) **LOC (11) Cl.** **06-09**

(52) **U.S. Cl.**
USPC **D6/601**

(58) **Field of Classification Search**
USPC D6/596, 601, 374, 380, 716.4;
5/631-633, 636
CPC A47C 7/40; A47C 7/46; A47C 16/005;
A47C 7/021; A47C 7/022; A47G 9/10;
A47G 2009/1018; A47G 9/1036; A47G
9/1063; A47G 9/1081; A47G 9/109
See application file for complete search history.

FOREIGN PATENT DOCUMENTS

EP 2636342 9/2013

* cited by examiner

Primary Examiner — R. Johnson

(56) **References Cited**

U.S. PATENT DOCUMENTS

4,901,384 A 2/1990 Eary
D322,380 S * 12/1991 El-Asir D6/601
D348,174 S * 6/1994 Genis D24/191
D396,980 S * 8/1998 Novros D6/601
D416,745 S * 11/1999 Noyes D6/601
6,038,720 A * 3/2000 Matthews A47C 7/383
5/636
6,230,349 B1 * 5/2001 Silver A47C 7/383
297/393
D450,517 S * 11/2001 Darling D6/596
6,499,164 B1 12/2002 Leach

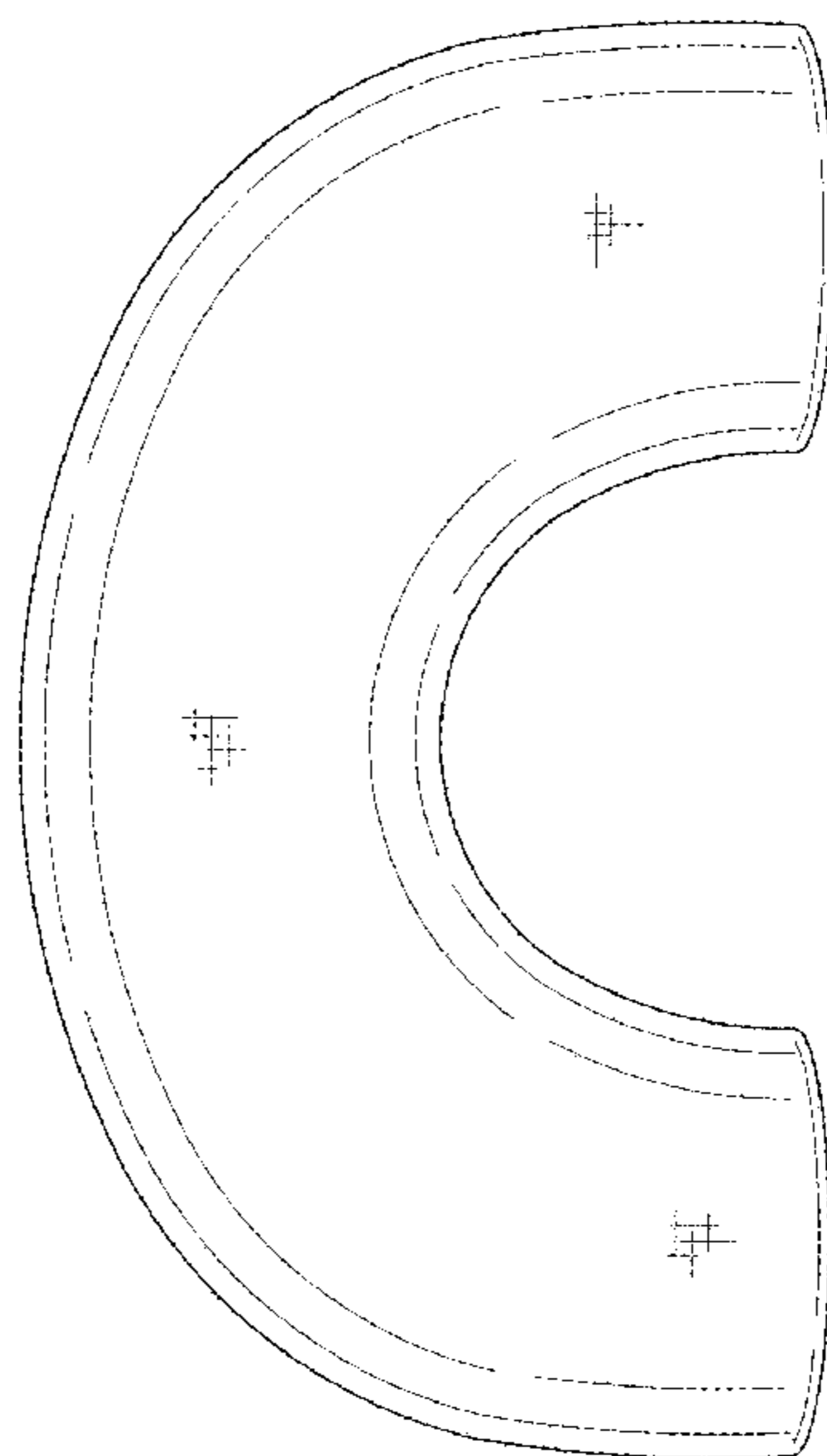
(57) **CLAIM**

I claim the ornamental design for a U-shaped body pillow, as shown and described.

DESCRIPTION

FIG. 1 is a front view of the U-shaped body pillow.
FIG. 2 is a top view of the claimed design.
FIG. 3 is a bottom view of the claimed design; and,
FIG. 4 is a side view of the claimed design.

1 Claim, 3 Drawing Sheets



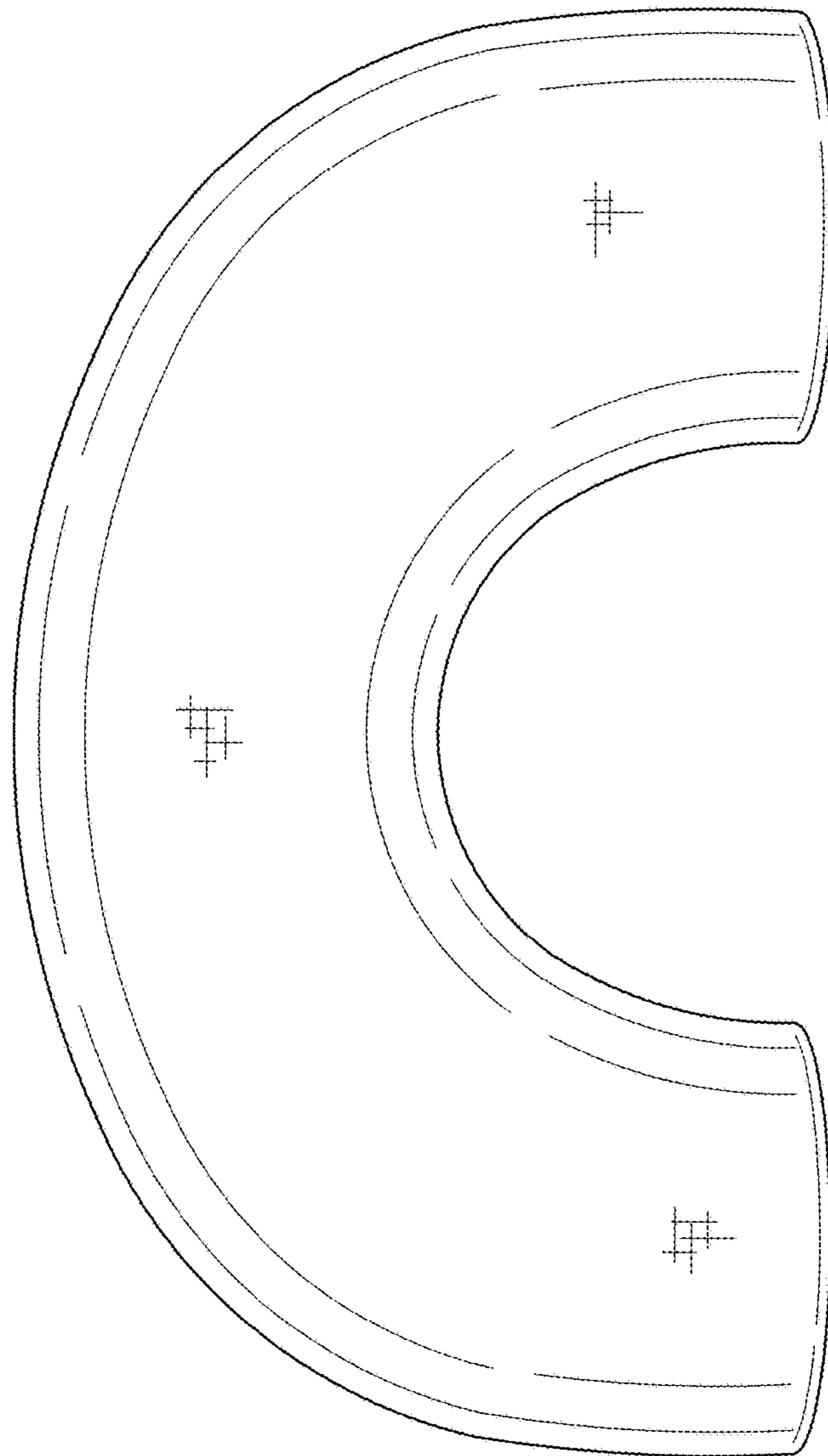


FIG. 1



FIG. 2

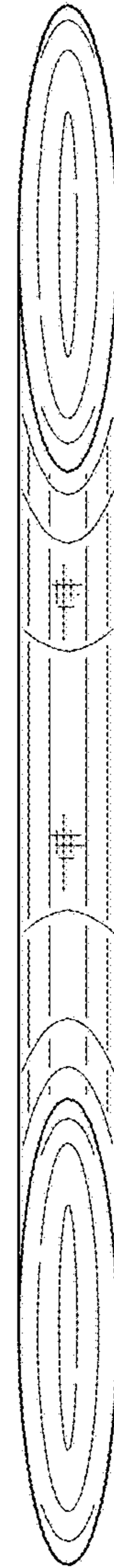


FIG. 3

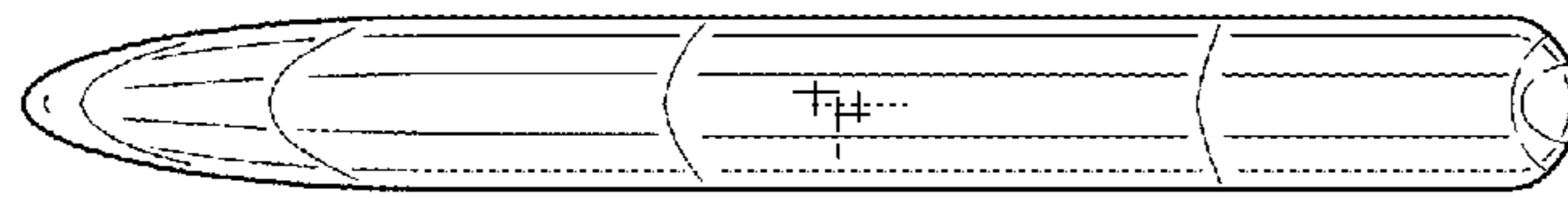


FIG. 4