



US00D846298S

(12) **United States Design Patent** (10) **Patent No.:** **US D846,298 S**
Harris et al. (45) **Date of Patent:** **** Apr. 23, 2019**

- (54) **TOUCH-FREE DISPENSER CABINET**
- (71) Applicant: **GOJO Industries, Inc.**, Akron, OH (US)
- (72) Inventors: **Donald R. Harris**, Tallmadge, OH (US); **Aaron D. Marshall**, Uniontown, OH (US); **John J. McNulty**, Broadview Heights, OH (US); **Nick E. Ciavarella**, Seven Hills, OH (US)
- (73) Assignee: **GOJO Industries, Inc.**, Akron, OH (US)
- (**) Term: **15 Years**
- (21) Appl. No.: **29/624,082**
- (22) Filed: **Oct. 30, 2017**
- (51) **LOC (11) Cl.** **23-02**
- (52) **U.S. Cl.**
USPC **D6/515**
- (58) **Field of Classification Search**
USPC D6/515, 542-545; D9/682, 688, 690, D9/291, 448, 449; 221/14, 146.3, 173, 221/181.1, 181.3, 251, 282, 628
CPC B67D 1/001; B67D 1/06; A47K 7/04
See application file for complete search history.

- D416,416 S 11/1999 Kelso
6,056,233 A 5/2000 Von Schenk
6,302,350 B1 10/2001 Burrell
D475,227 S 6/2003 Clarke
D482,914 S 12/2003 Prasad
D502,621 S 3/2005 Ho
D527,936 S 9/2006 Sirkis
D545,098 S 6/2007 Wolfson
D546,605 S 7/2007 Wolfson
D547,984 S 8/2007 Wolfson
D551,000 S 9/2007 Romano
(Continued)

Primary Examiner — Wan Laymon
Assistant Examiner — Mark Booker
(74) *Attorney, Agent, or Firm* — Calfee, Halter & Griswold LLP

(57) **CLAIM**

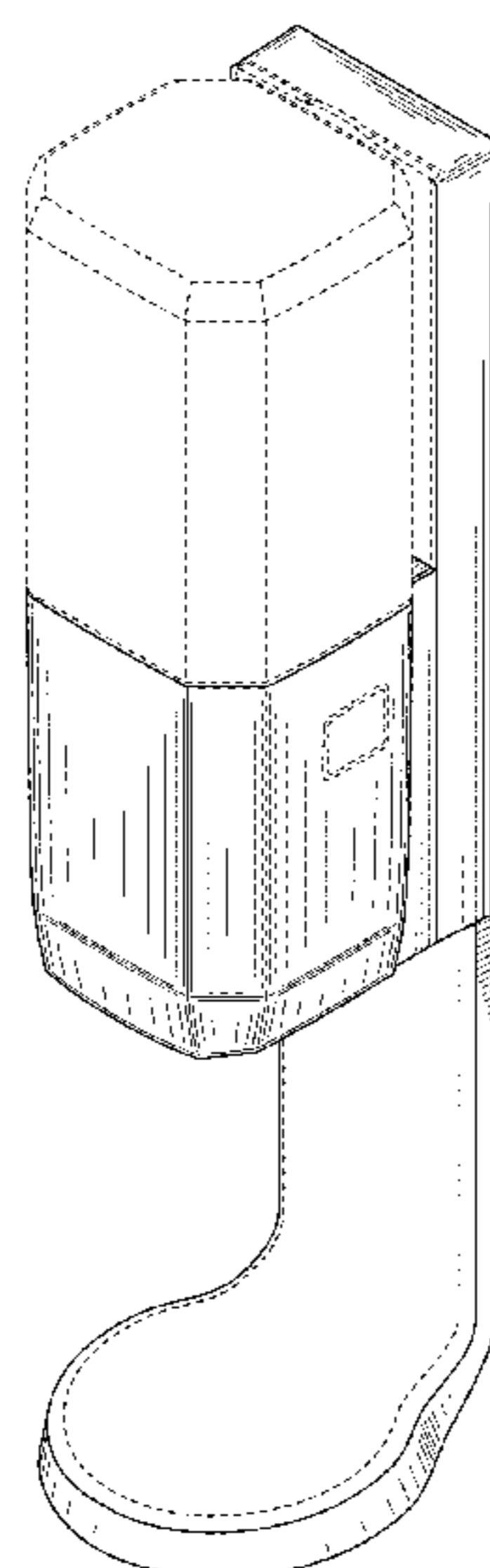
The ornamental design for a touch-free dispenser cabinet, as shown and described.

DESCRIPTION

FIG. 1 is a perspective view of a touch-free dispenser cabinet of the new design;
FIG. 2 is a front elevational view of the touch-free dispenser cabinet of FIG. 1;
FIG. 3 is back elevational view of the touch-free dispenser cabinet of FIG. 1;
FIG. 4 is a right side elevational view of the touch-free dispenser cabinet of FIG. 1;
FIG. 5 is a left side elevational view of the touch-free dispenser cabinet of FIG. 1;
FIG. 6 is a top plan view of the touch-free dispenser cabinet of FIG. 1; and,
FIG. 7 is bottom view of the touch-free dispenser cabinet of FIG. 1.
The broken line showing of the touch-free dispenser cabinet is included for the purpose of illustrating portions of the article and forms no part of the claimed design.

1 Claim, 6 Drawing Sheets

- (56) **References Cited**
U.S. PATENT DOCUMENTS
- | | | |
|-------------|---------|-----------|
| 2,299,027 A | 10/1942 | Novak |
| D152,210 S | 12/1948 | Perelman |
| 3,529,877 A | 9/1970 | Cassidy |
| 3,845,858 A | 11/1974 | Jenkins |
| D248,001 S | 5/1978 | Santaella |
| D273,160 S | 3/1984 | Moreland |
| D290,074 S | 6/1987 | Braun |
| D308,146 S | 5/1990 | Speaker |
| D340,375 S | 10/1993 | Hines |
| D342,852 S | 1/1994 | Welch |
| D359,867 S | 7/1995 | Elldrege |



(56)

References Cited

U.S. PATENT DOCUMENTS

D576,434	S	9/2008	Wolfson	
D602,721	S	10/2009	Li	
D611,747	S	3/2010	Kramer	
D627,181	S	11/2010	Lehr	
D634,143	S	3/2011	Burkett	
D637,848	S	5/2011	Kramer	
D665,208	S	8/2012	Lombardo	
D667,245	S	9/2012	Hansen	
D667,661	S	9/2012	Norton	
D675,851	S	2/2013	Wilson	
D707,979	S	7/2014	Hagleitner	
D712,177	S	9/2014	Hagleitner	
D715,576	S	10/2014	Hagleitner	
D726,444	S *	4/2015	Giovannoni D6/545
D733,456	S	7/2015	Buell	
D767,301	S *	9/2016	Indruk D6/545
D768,406	S *	10/2016	Patterson D6/545
D768,407	S	10/2016	Patterson	
D780,473	S	3/2017	Brownley et al.	
D781,064	S	3/2017	Brownley et al.	
D781,065	S	3/2017	Brownley et al.	
D801,074	S	10/2017	Brownley et al.	
D802,329	S *	11/2017	Brownley D6/545
D809,821	S *	2/2018	Moore D6/545
D815,457	S *	4/2018	Moore D6/545
2005/0274638	A1	12/2005	Smith	
2014/0054322	A1	2/2014	McNulty	
2015/0083754	A1	3/2015	Proper	
2015/0190827	A1	7/2015	Ophardt	
2015/0266657	A1	9/2015	Corney	
2017/0100001	A1	4/2017	Tojek	

* cited by examiner

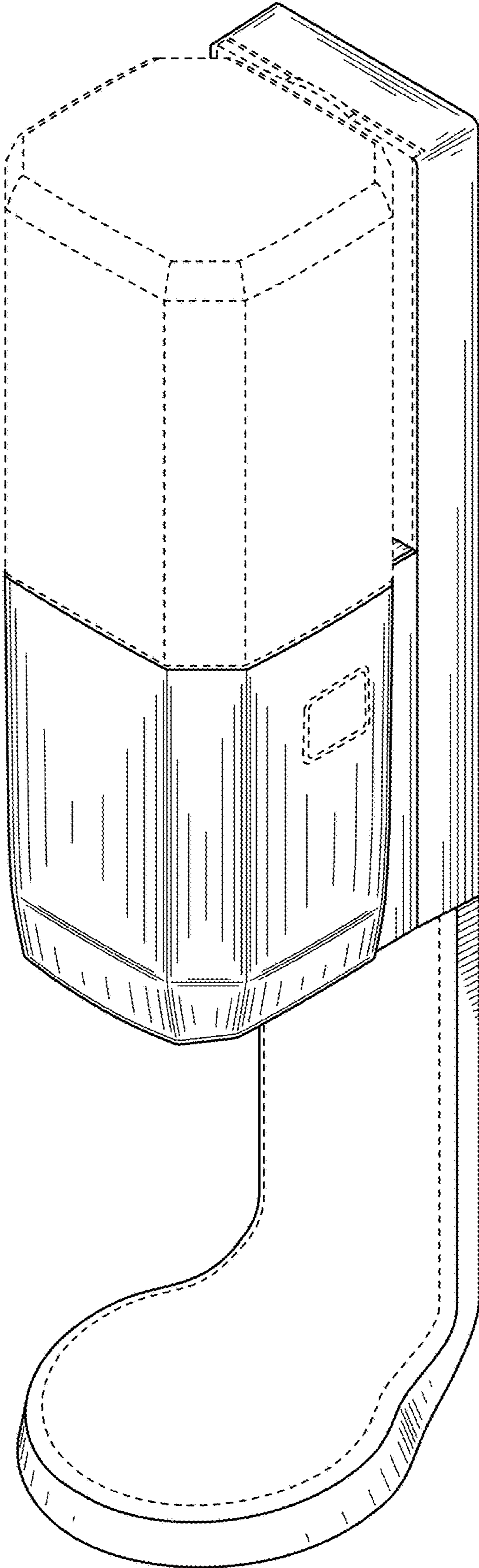


FIG. 1

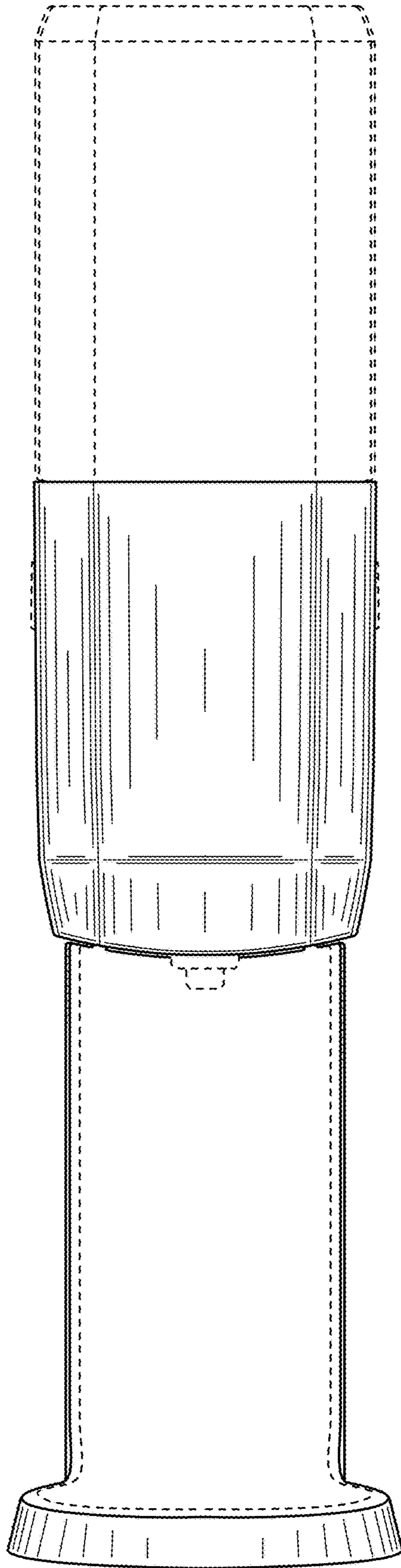


FIG. 2

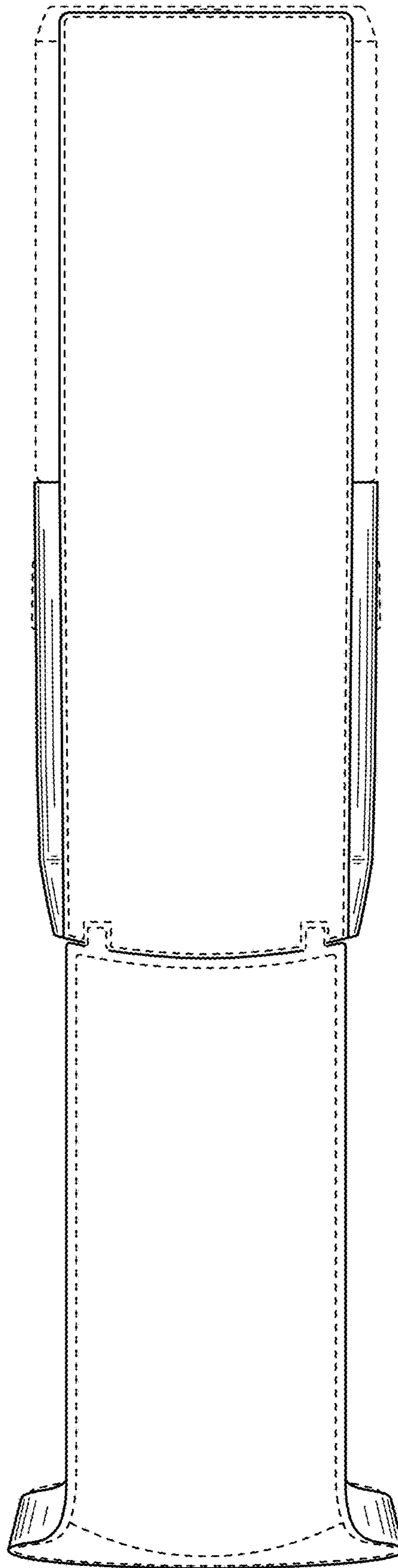


FIG. 3

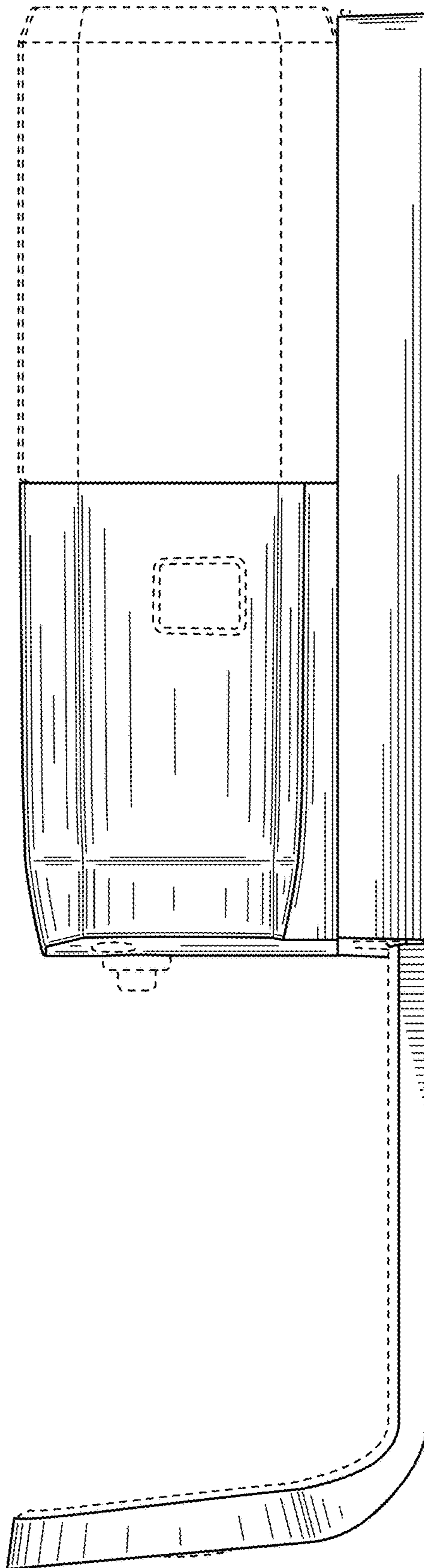


FIG. 4

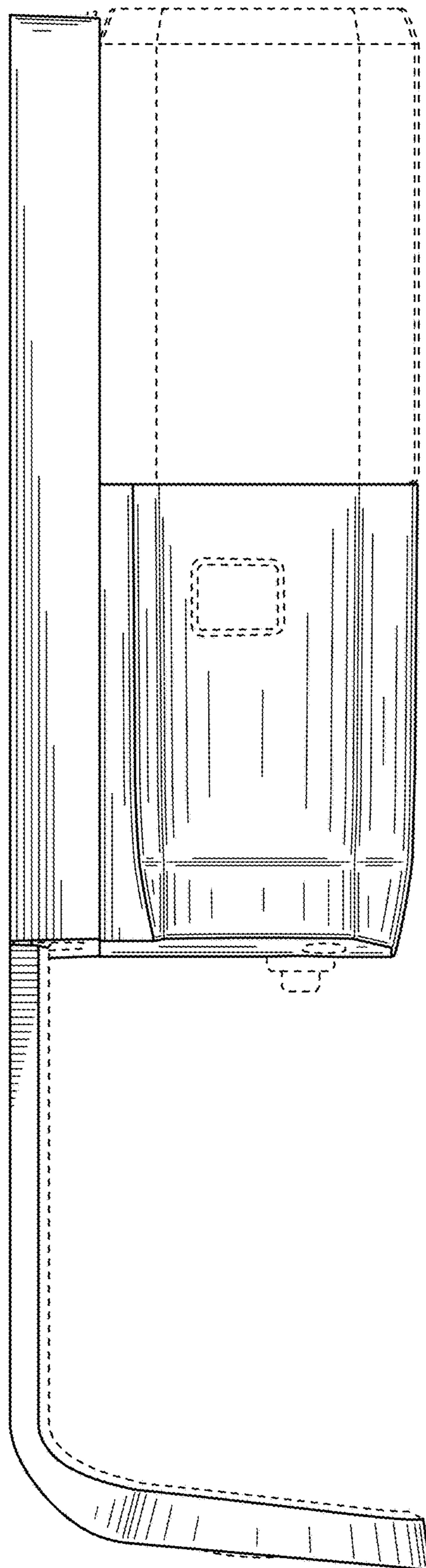


FIG. 5

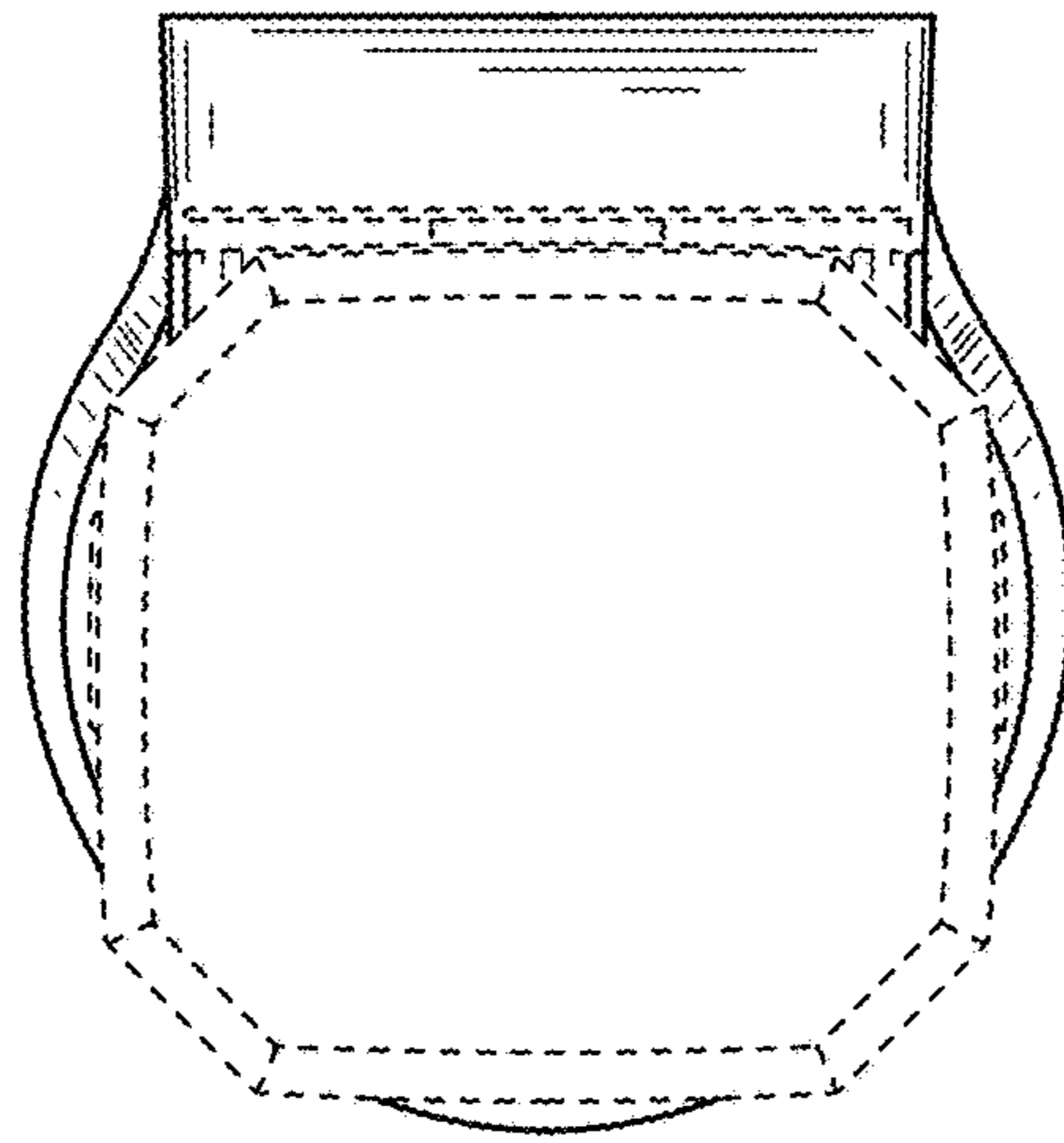


FIG. 6

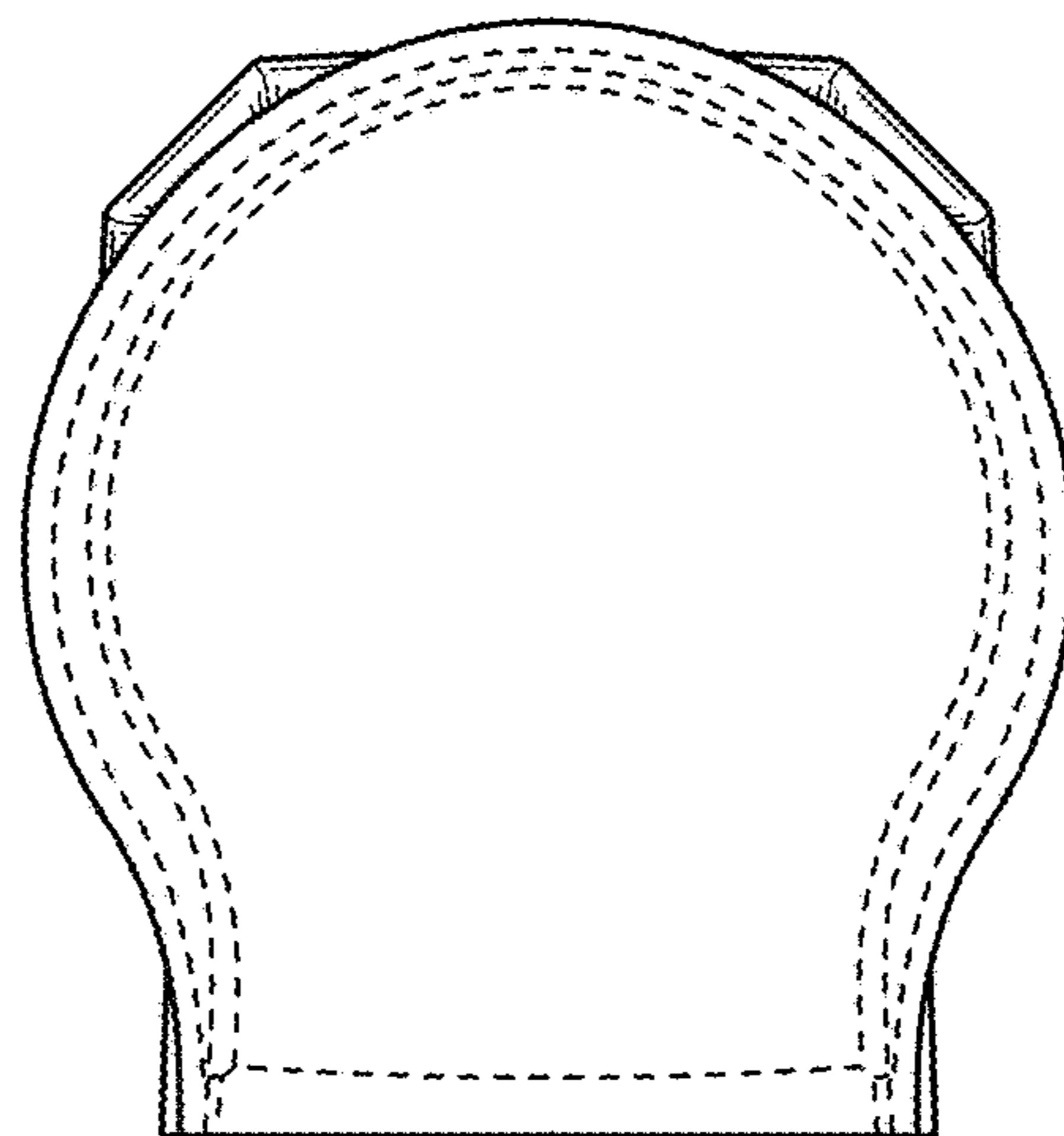


FIG. 7