



US00D846292S

(12) **United States Design Patent**
Wynants

(10) **Patent No.:** **US D846,292 S**
(45) **Date of Patent:** **** Apr. 23, 2019**

(54) **COMBINED TABLE AND MULTIPLE SEAT UNIT**

(71) Applicant: **Dirk Wynants**, Poperinge (BE)

(72) Inventor: **Dirk Wynants**, Poperinge (BE)

(**) Term: **15 Years**

(21) Appl. No.: **35/501,717**

(22) Filed: **Sep. 9, 2016**

(80) **Hague Agreement Data**

Int. Filing Date: **Sep. 9, 2016**

Int. Reg. No.: **DM/092816**

Int. Reg. Date: **Sep. 9, 2016**

Int. Reg. Pub. Date: **Oct. 14, 2016**

(30) **Foreign Application Priority Data**

Mar. 11, 2016 (EM) 003024330-0001

(51) **LOC (11) Cl.** **06-01**

(52) **U.S. Cl.**

USPC **D6/337**

(58) **Field of Classification Search**

USPC D6/335-337, 377, 381

CPC .. A47B 3/00; A47B 3/14; A47B 37/04; A47B

83/02; A47C 1/00; A47C 3/00; A47C

3/02; A47C 7/00; A47C 7/02; A47C

15/00

See application file for complete search history.

(56) **References Cited**

U.S. PATENT DOCUMENTS

3,120,405 A * 2/1964 Soszynski A47B 3/14

108/128

D272,302 S * 1/1984 Connelly D6/337

4,738,484 A * 4/1988 Leong A47B 83/02

297/158.3

5,083,838 A * 1/1992 Maxwell, Jr. A47B 83/02

297/232

D368,807 S * 4/1996 Noll D6/337

5,782,526 A * 7/1998 Ott A47B 83/02

297/157.1

D478,427 S * 8/2003 Ford A47B 83/02

D6/337

D553,868 S * 10/2007 Knapper D6/337

* cited by examiner

Primary Examiner — Mary Ann Calabrese

(57) **CLAIM**

The ornamental design for a combined table and multiple seat unit, as shown and described.

DESCRIPTION

1. Combined table and multiple seat unit

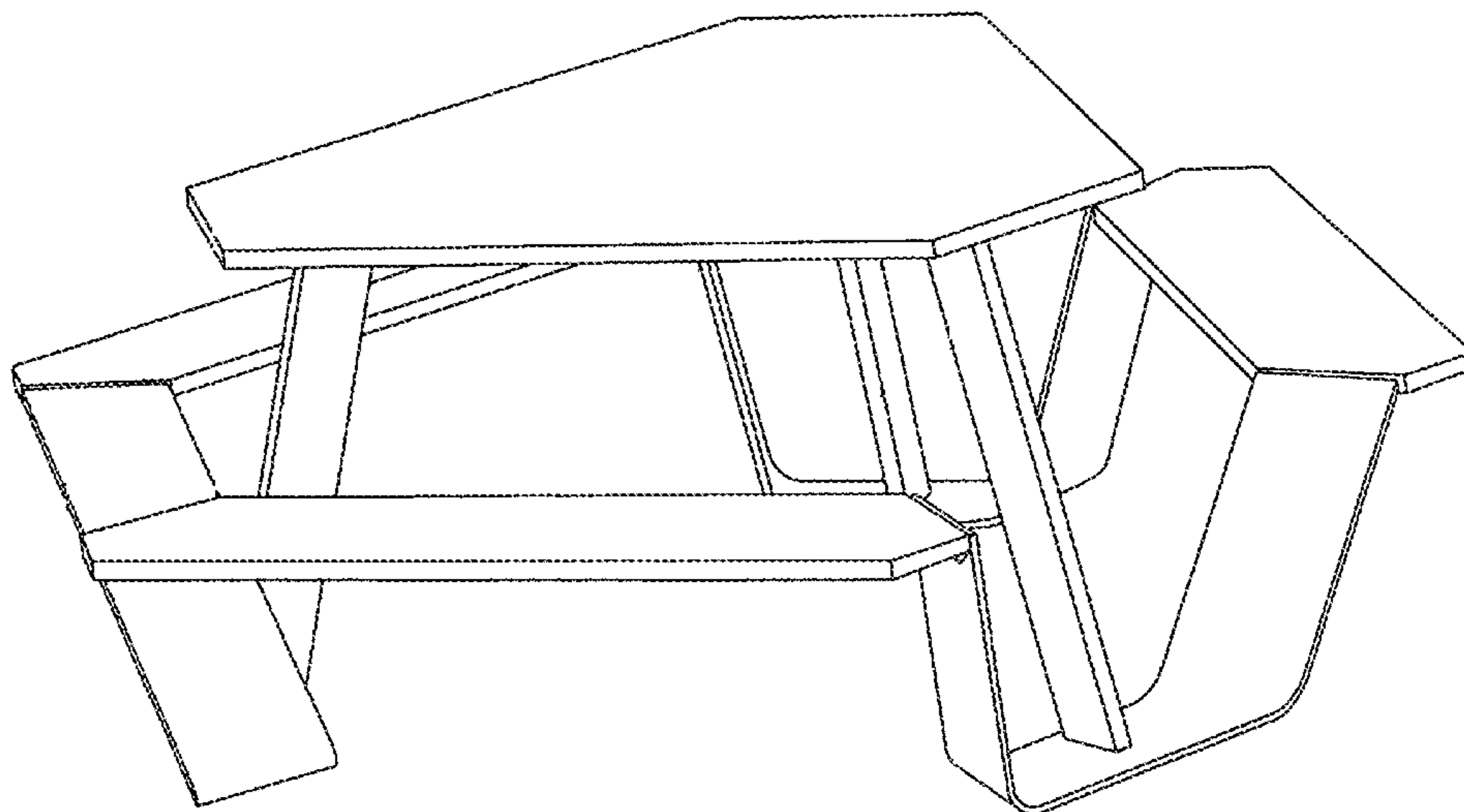
1.1 is a perspective view of a combined table and multiple seat unit in a first embodiment showing the front, top, and right sides thereof;

1.2 is a front view thereof; and,

1.3 is a perspective view of a combined table and multiple seat unit in a second embodiment showing the front, top, and right sides, with addition unclaimed environmental subject matter in the form of an umbrella

The umbrella and portions of the combined table and multiple seat unit shown in broken lines form no part of the claimed design.

1 Claim, 3 Drawing Sheets






FIG. 1.1

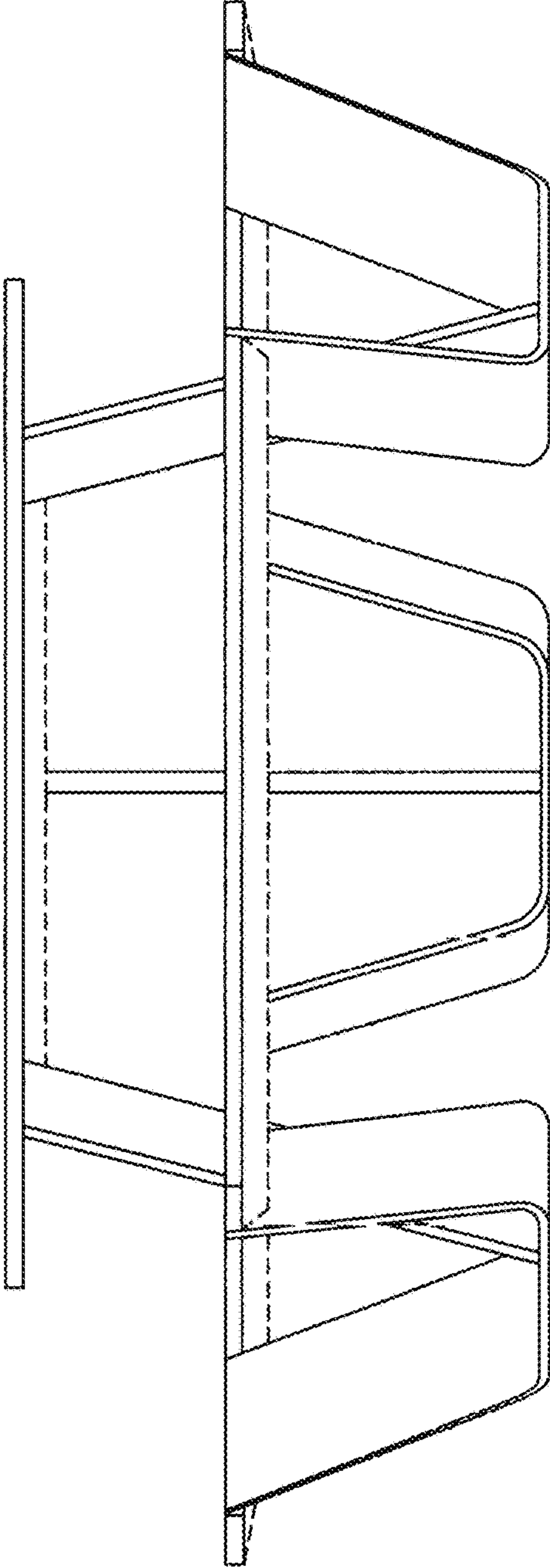


FIG. 1.2

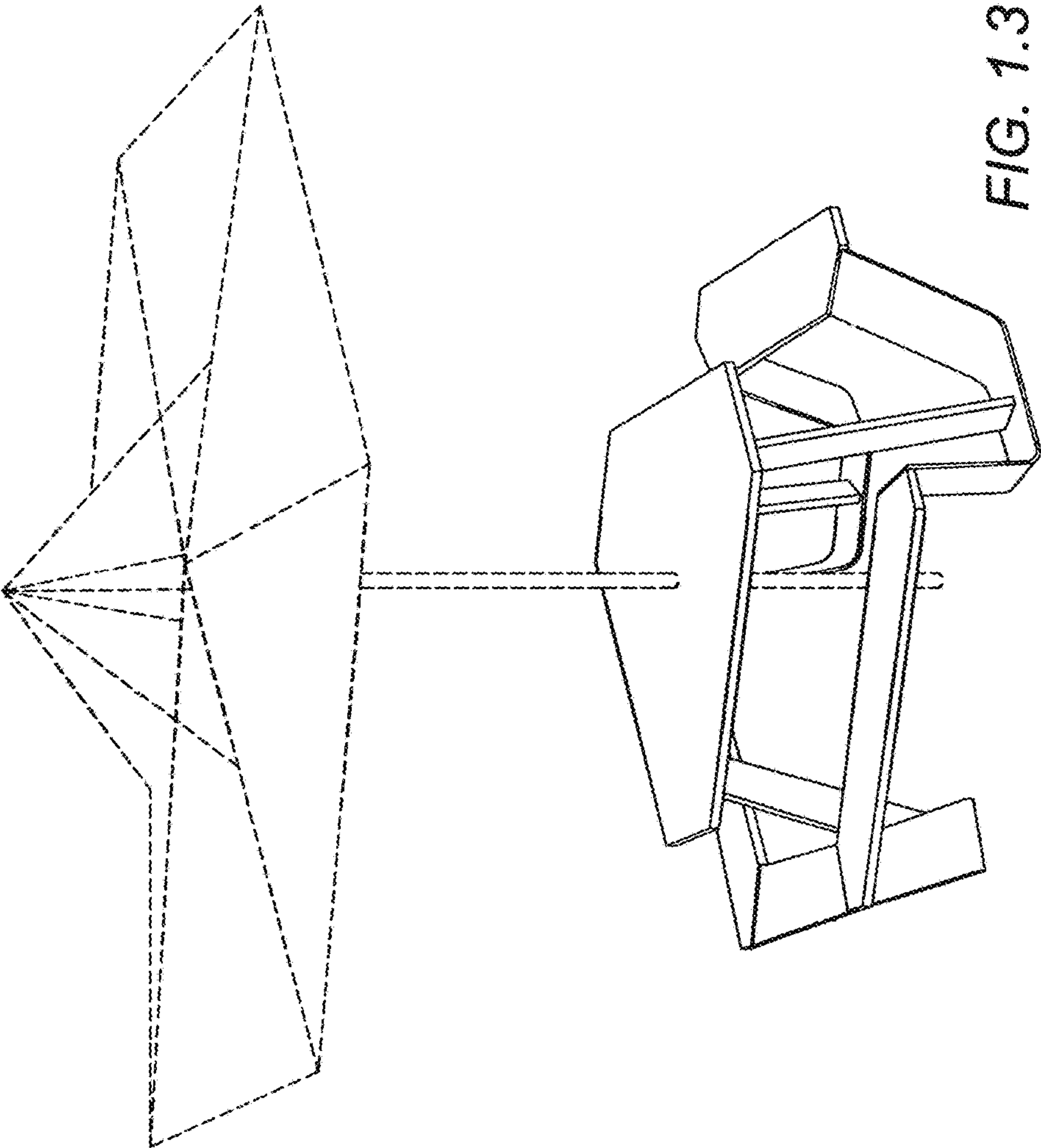


FIG. 1.3