



US00D846290S

(12) **United States Design Patent**
Jones

(10) **Patent No.:** **US D846,290 S**
(45) **Date of Patent:** **** Apr. 23, 2019**

- (54) **GARMENT HANGER**
- (71) Applicant: **MAINETTI GMBH**, Detmold (DE)
- (72) Inventor: **Michael Edward Jones**, Ruthin (GB)
- (73) Assignee: **MAINETTI GMBH** (DE)
- (**) Term: **15 Years**
- (21) Appl. No.: **35/502,789**
- (22) Filed: **Oct. 11, 2016**
- (80) **Hague Agreement Data**
 Int. Filing Date: **Oct. 11, 2016**
 Int. Reg. No.: **DM/093809**
 Int. Reg. Date: **Oct. 11, 2016**
 Int. Reg. Pub. Date: **Apr. 14, 2017**
- (51) **LOC (11) Cl.** **06-08**
- (52) **U.S. Cl.**
USPC **D6/326**
- (58) **Field of Classification Search**
USPC D6/315, 317-319, 324-328
CPC A47G 25/00; A47G 25/02; A47G 25/16;
A47G 25/485; A47G 25/486; A47G
25/14; A47G 25/1407; A47G 25/1414;
A47G 25/28; A47G 25/30; A47G 25/32;
A47G 25/34; A47G 25/48; A47G 25/482;
A47G 25/20
See application file for complete search history.

- (56) **References Cited**
U.S. PATENT DOCUMENTS
5,411,189 A * 5/1995 Gouldson A47G 25/48
223/85
D392,113 S * 3/1998 Gouldson D6/326
D435,973 S * 1/2001 Gouldson D6/326
D453,423 S * 2/2002 Goldman D6/326

- 6,357,638 B2 * 3/2002 Gouldson A01N 25/16
223/91
- D559,562 S * 1/2008 Jones D6/326
- D608,548 S * 1/2010 Gouldson D6/326
- 7,757,909 B2 * 7/2010 Jones A47G 25/48
223/85
- D653,042 S * 1/2012 Gouldson A47G 25/1421
D6/315
- 8,302,826 B2 * 11/2012 Gouldson A47G 25/1421
223/95
- D828,695 S * 9/2018 Jones A01N 25/16
D6/326
- 2010/0193551 A1 * 8/2010 Gouldson A47G 25/28
223/91

* cited by examiner

Primary Examiner — Mary Ann Calabrese
(74) *Attorney, Agent, or Firm* — The Belles Group, P.C.

(57) **CLAIM**

The ornamental design for garment hanger, as shown and described.


DESCRIPTION

The patent or application file contains at least one drawing executed in color. Copies of this patent or patent application publication with color drawing(s) will be provided by the Office upon request and payment of the necessary fee.


- 1.1 is a perspective view of a garment hanger according to the present invention;
- 1.2 is a front view thereof;
- 1.3 is a top view thereof;
- 1.4 is a right-side view thereof;
- 1.5 is a rear view thereof;
- 1.6 is a bottom view thereof; and
- 1.7 is a left-side view thereof.

The hook portion of the garment hanger that is shown in blue wash is excluded from protection.


1 Claim, 7 Drawing Sheets
(7 of 7 Drawing Sheet(s) Filed in Color)




1.1




1.2




1.3



1.4



1.5



1.6



1.7

