



US00D846289S

(12) **United States Design Patent** (10) **Patent No.:** **US D846,289 S**
Harding (45) **Date of Patent:** **** Apr. 23, 2019**

(54) **GARMENT HANGER**

(71) Applicant: **MAINETTI GMBH**, Detmold (DE)
(72) Inventor: **Matthew Kendal Harding**, Warrington (GB)
(73) Assignee: **Mainetti GmbH** (DE)
(**) Term: **15 Years**
(21) Appl. No.: **35/502,426**
(22) Filed: **Jul. 20, 2016**

(80) **Hague Agreement Data**
Int. Filing Date: **Jul. 20, 2016**
Int. Reg. No.: **DM/094494**
Int. Reg. Date: **Jul. 20, 2016**
Int. Reg. Pub. Date: **Feb. 10, 2017**

(30) **Foreign Application Priority Data**
Jan. 20, 2016 (GB) 5001166
Feb. 5, 2016 (GB) 5001444
Feb. 5, 2016 (GB) 5001447
Feb. 5, 2016 (GB) 5001448
Feb. 5, 2016 (GB) 5001449
Feb. 5, 2016 (GB) 5001450
Feb. 5, 2016 (GB) 5001451
Feb. 5, 2016 (GB) 5001452

(51) **LOC (11) Cl.** **06-08**
(52) **U.S. Cl.**
USPC **D6/326**
(58) **Field of Classification Search**
USPC D6/315, 317-319, 324-328
CPC A47G 25/00; A47G 25/02; A47G 25/16;
A47G 25/485; A47G 25/486; A47G
25/14; A47G 25/1407; A47G 25/1414;
A47G 25/28; A47G 25/30; A47G 25/32;
A47G 25/34; A47G 25/48; A47G 25/482;
A47G 25/20

See application file for complete search history.

(56) **References Cited**

U.S. PATENT DOCUMENTS

3,570,729 A * 3/1971 Zuckerman A47G 25/485
223/96
5,236,109 A * 8/1993 Zuckerman A47G 25/48
223/85
D413,446 S * 9/1999 Gouldson D6/326
5,975,384 A * 11/1999 Manabat A47G 25/485
223/91
6,357,638 B2 * 3/2002 Gouldson A01N 25/16
223/91
D502,606 S * 3/2005 Gouldson A47G 25/485
D6/326
D616,652 S * 6/2010 Warren A47G 25/485
D6/326
D653,042 S * 1/2012 Gouldson A47G 25/486
D6/315
D681,352 S * 5/2013 Jones A47G 25/48
D6/326
2004/0099700 A1 * 5/2004 Misumi A47G 25/485
223/96

(Continued)

Primary Examiner — Mary Ann Calabrese
(74) *Attorney, Agent, or Firm* — The Belles Group, P.C.


(57) **CLAIM**

The ornamental design for a garment hanger, as shown and described.

DESCRIPTION

- 1.1 is a perspective view of a garment hanger according to the present invention;
- 1.2 is a front view thereof;
- 1.3 is a top view thereof;
- 1.4 is a right-side view thereof;
- 1.5 is a rear view thereof;
- 1.6 is a bottom view thereof; and
- 1.7 is a left-side view thereof.

1 Claim, 7 Drawing Sheets



(56)

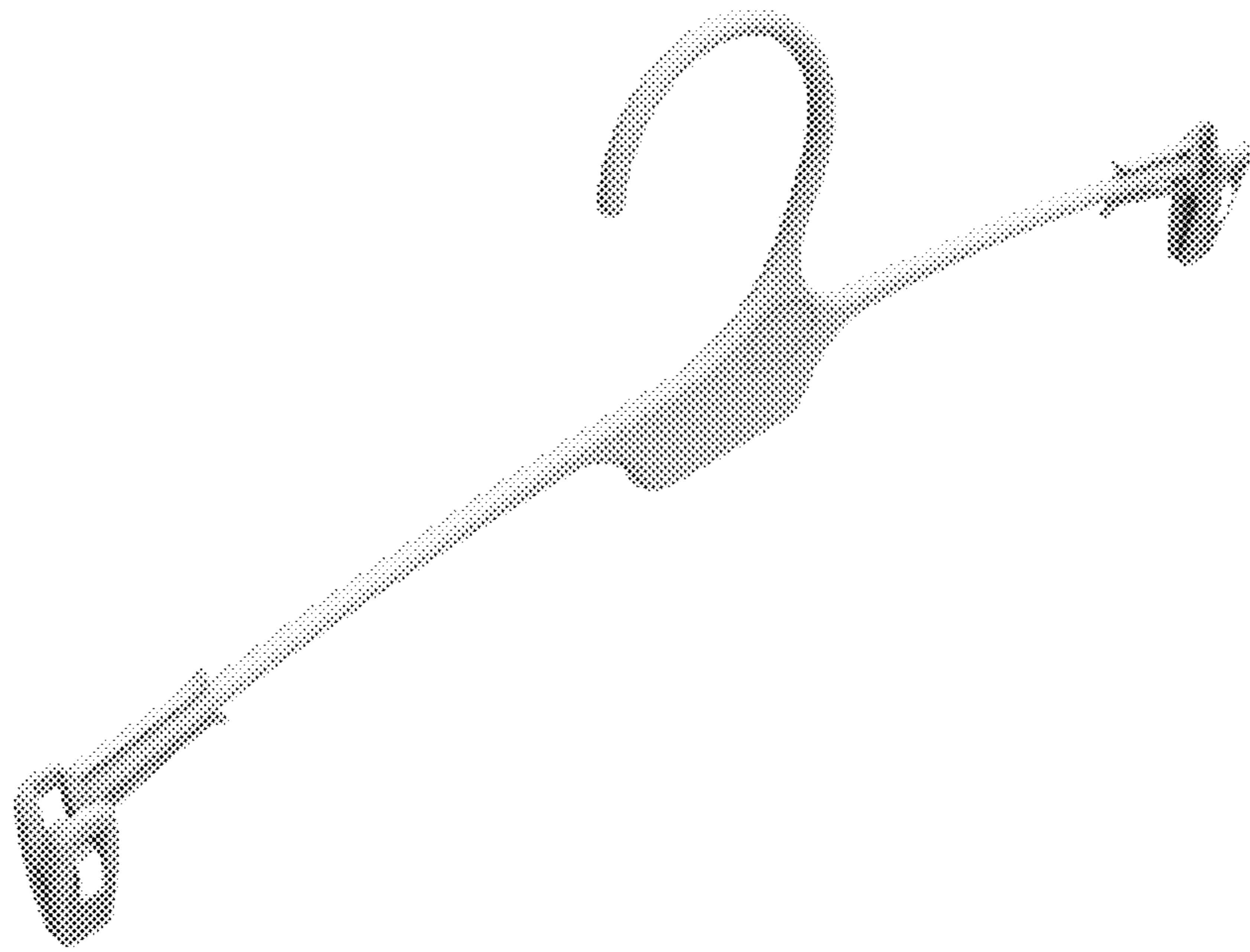
References Cited

U.S. PATENT DOCUMENTS


2004/0159685 A1* 8/2004 Gouldson A47G 25/1442
223/85
2004/0182891 A1* 9/2004 Mainetti A47G 25/486
223/85

* cited by examiner


1.1




1.2




1.3



1.4



1.5



1.6



1.7

